

CITY OF BLOOMINGTON



CAPER (DRAFT)



PROGRAM YEAR 41

(May 1, 2015 –

April 30, 2016)

Program Year 41 CAPER Executive Summary

<u>Section</u>	<u>Page(s)</u>
CR-05 Goals and Objectives	1-7
CR-10 Racial and Ethnic Composition	8
CR-15 Resources and Investments	9-10
CR-20 Affordable Housing	11-12
CR-25 Homeless and Other Special Needs	13-16
CR-30 Public Housing	17-18
CR-35 Other Actions	19-26
CR-40 Monitoring	27-28
CR-45 CDBG	29

Appendix

Maps and Tables

Reports

Notices

CR-05 - Goals and Outcomes

Progress the jurisdiction has made in carrying out its strategic plan and its action plan.

91.520(a)

This could be an overview that includes major initiatives and highlights that were proposed and executed throughout the program year.

The City conducted a variety of activities in Program Year 41 (PY41) designed to meet the needs our low and moderate income residents. Activities were focused on the following areas: rehabilitation of single-family, owner-occupied housing (20), demolition of blighted and deteriorated structures (4), public service projects (5), infrastructure improvements (2) and West Bloomington Revitalization Project programs (2). All activities were conducted in the City's designed slum/blight and other low/moderate income areas. Significant progress was made in meeting the goals of the 5-year Strategic Plan as well as the PY41 Action Plan.

Note: The actual numbers for the tables below have been updated from the original reports produced in order to more accurately depict the work completed. The Grants Coordinator was newly hired when the original Strategic and Action Plans were created so several of the numbers are out of balance by quite a bit. An explanation for each area can be found in the final narrative for this section. A substantial amendment of the Strategic Plan may ultimately be necessary.

Comparison of the proposed versus actual outcomes for each outcome measure submitted with the consolidated plan and explain, if applicable, why progress was not made toward meeting goals and objectives. 91.520(g)

Categories, priority levels, funding sources and amounts, outcomes/objectives, goal outcome indicators, units of measure, targets, actual outcomes/outputs, and percentage completed for each of the grantee's program year goals.

Goal	Category	Source / Amount	Indicator	Unit of Measure	Expected – Strategic Plan	Actual – Strategic Plan	Percent Complete	Expected – Program Year	Actual – Program Year	Percent Complete
Creating Economic Opportunity - Job/Life Skills	Non-Housing Community Development	CDBG: \$	Public service activities other than Low/Moderate Income Housing Benefit	Persons Assisted	75	70	93.33%	15	70	466.67%
Decent Housing - Rehabilitation	Affordable Housing	CDBG: \$	Public service activities other than Low/Moderate Income Housing Benefit	Persons Assisted	0			0	0	

Decent Housing - Rehabilitation	Affordable Housing	CDBG: \$	Homeowner Housing Rehabilitated	Household Housing Unit	100	110	110.00%	25	29	116.00%
Suitable Living Environment - Infrastructure	Non-Housing Community Development	CDBG: \$	Public Facility or Infrastructure Activities other than Low/Moderate Income Housing Benefit	Persons Assisted	0	607		0	607	
Suitable Living Environment - Infrastructure	Non-Housing Community Development	CDBG: \$	Public Facility or Infrastructure Activities for Low/Moderate Income Housing Benefit	Households Assisted	75	0	0.00%	15	0	0.00%
Suitable Living Environment - Public Facilities	Non-Housing Community Development	CDBG: \$	Public Facility or Infrastructure Activities other than Low/Moderate Income Housing Benefit	Persons Assisted	20	0	0.00%			
Suitable Living Environment - Public Services	Homeless Non-Homeless Special Needs Non-Housing Community Development	CDBG: \$	Public service activities other than Low/Moderate Income Housing Benefit	Persons Assisted	500	1008	201.60%	850	1028	120.94%
Suitable Living Environment - Public Services	Homeless Non-Homeless Special Needs Non-Housing Community Development	CDBG: \$	Homeless Person Overnight Shelter	Persons Assisted	0	0		0	0	
Sustainable Living Environment - Continuum of Care	Homeless	CDBG: \$	Homelessness Prevention	Persons Assisted	3500	0	0.00%			
Sustainable Living Environment - Demolition	Affordable Housing	CDBG: \$	Buildings Demolished	Buildings	30	4	13.33%	6	4	66.67%
Sustainable Living Environments - Emergency Grant	Affordable Housing Homeless	CDBG: \$	Homelessness Prevention	Persons Assisted	150	17	11.33%			
West Bloomington Revitalization Project	Affordable Housing Non-Housing Community Development	CDBG: \$	Public service activities other than Low/Moderate Income Housing Benefit	Persons Assisted	4000	1752	43.80%			
West Bloomington Revitalization Project	Affordable Housing Non-Housing Community Development	CDBG: \$	Homeowner Housing Rehabilitated	Household Housing Unit	25	8	32.00%			

Table 1 - Accomplishments – Program Year & Strategic Plan to Date

Assess how the jurisdiction's use of funds, particularly CDBG, addresses the priorities and specific objectives identified in the plan, giving special attention to the highest priority activities identified.

Housing Rehabilitation

The City provided CDBG funding for twenty-one housing rehabilitation projects in the amount of \$237,402.28. Thirteen of the activities received assistance in the form of a 0% interest deferred loan. Two of the activities were grants for materials to build accessibility ramps through the City's partnership with AMBUCS. Two homeowners received assistance in the form of a grant as the work completed was necessary in order for the City to complete other neighboring projects. One of the projects was a grant to Construction Charities for work on a manufactured home. One activity was a grant to MarcFirst to provide gap funding for an accessibility ramp at a multi-family residents. The ramp was necessary in order to keep an adolescent with cerebral palsy in the family home. The City had originally dedicated \$100,000 in CDBG funding to provide new sewer connections to low and moderate income households along E. Jackson St. These connections would compliment the extensive sewer and water replacement being conducted in the area. However, despite multiple outreach efforts including direct mailings and door-to-door solicitations only one homeowner applied for the opportunity to connect to the new sewer with a 5-year forgivable loan term. The funds were redirected to other activities per a substantial amendment. This activity was originally included in the Strategic Plan as a Public Facility/Infrastructure project to benefit low and moderate households.

In addition to the City's dedicated CDBG funds, it partnered with the West Bloomington Revitalization Project and Mid Central Community Action (MCCA) to support the West Bloomington Roofing Project. MCCA received \$100,000 Neighborworks grant to provide up to seven roof replacements in West Bloomington between October 1, 2015 and September 30, 2016. MCCA utilized the City's waiting list for this project. One roof was replaced during PY41. The remaining roof projects will be completed during the PY42 build season.

Demolition

The City expended \$118,629.54 in CDBG funding to perform a portion of the demolition and clearance on four properties during PY42. Additional Illinois Housing Development Authority's Abandoned Property Program funds in the amount of \$6,603.07 were utilized to support the previously mentioned four properties plus one additional. All four of the properties have been donated to either YouthBuild or Habitat for Humanity. Since the end use of the projects is ultimately related to the

Low/Mod Housing national objective, the activities will remain open in IDIS until the house is completely finished and occupied so demographic data can be collected.

Public Services

Public Services play a very important role in the City's plan to meet the needs of those most in need. The City's support was vital to the continuation of many of these programs this year due to the budget impasse and no funds flowing from the state. Five activities were funded for PY41: PATH - 3 individual activities (\$43,680); Bloomington Housing Authority (\$10,000); and Peace Meals Senior Nutrition Program (\$20,000).

- PATH received \$14,000 to support a portion of the FT Homeless Outreach Worker position. This position served 430 clients with 310 being extremely low income and the remainder meeting the low income guidelines. This position provides homeless assessments, linkage to services, and transportation as needed. CDBG funds are utilized to meet the required match for HUD's Supportive Housing Program grant.
- PATH received \$9,680 to support a portion of the FT Housing and Benefits Specialist position. This position served 207 clients with 127 meeting the extremely low income guidelines and the remainder qualified as low income. The Housing and Benefits Specialist works closely with providers to ensure that all homeless persons are placed in permanent housing within 12 months of first contact and serves as the local expert on community resources for housing of homeless.
- PATH received \$20,000 to administer the Emergency Grant Program. This program provides assistance to families and individuals in imminent danger of becoming homeless or currently experiencing homelessness. Payments are made on behalf of the client for rental assistance, emergency shelter, utility payments, etc. Payments cannot exceed 3 months and are made directly to the provider. A portion of the grant is used to support the Self-Neglect Program. CDBG funds support a PT coordinator position as well as moving expenses and dumpster rental for persons facing eviction or home condemnation due to hoarding conditions. Seventeen individuals were assisted through these programs.
- Bloomington Housing Authority received \$10,000 to provide Job Development Training to Section 8 and public housing residents. The structure for this year's program was slightly different and less costly. The savings in training fees was utilized to provide two week-long sessions and a job fair reaching 75 residents in total. This was the original goal for the entire 5-Year Plan. The original goal was based on an average of 15 participants per year. The City will strongly suggest this format continue. Four job placements came from the activities. This activity will be moved to the administration line item for PY42 since Section 3 is a requirement of receiving CDBG funding.
- Peace Meals provided in-home and congregate meal delivery to 354 senior citizens in Bloomington. 23,383 meals were served to Bloomington residents with CDBG funds providing 3000 meals for the PY.

WBRP

The City supported two West Bloomington Revitalization Projects in PY41. The Facade Program provided minor to moderate home repairs to the exterior of eight homes in the West Bloomington Revitalization Project area. WBRP utilized \$10,000 in CDBG funding in combination with funds from the PNC Foundation and other sources to complete the projects. The City provided an additional \$5,000 to support the WBRP Tool Library. WBRP also supports this program through a variety of funding sources in addition to CDBG. The Tool Library provided five workshops for homeowners and low and moderate income children reaching 82 individuals. Additionally, the Tool Library had more than 1700 tool loans for the year, putting it at more than 5000 loans since 2013.

Infrastructure

Infrastructure played a significant role in the City's planning for PY41. \$228,071.36 in CDBG funds were expended to support a sewer replacement and street resurfacing project on N. Catherine St. N. Catherine is located in the City's designed slum/blight area. CDBG funds were utilized to provide sewer connection for seven homes. One of the homes will be a new, fully accessible rental home being partially funded through the Illinois Housing Development Authority. IHDA's support requires the rental unit to meet affordability standards. Additionally, one small activity was completed to replace an area of failed sidewalk creating a dangerous situation for the public. The target number of 15 for the Public Facility or Infrastructure activities for Low-Moderate Income Housing Benefit was originally to include the N. Catherine St. properties as well as the estimated 10 households on N. Jackson. The 7 properties on N. Catherine St. were attributed to the Low-Mod Area Benefit national objective and the one project on E. Jackson was attributed to the Rehabilitation goal. An additional 600 were added to the actual account due to the sidewalk replacement activity.

CR-10 - Racial and Ethnic composition of families assisted

Describe the families assisted (including the racial and ethnic status of families assisted).

91.520(a)

	CDBG
White	717
Black or African American	553
Asian	0
American Indian or American Native	1
Native Hawaiian or Other Pacific Islander	0
Total	1,271
Hispanic	0
Not Hispanic	1,271

Table 2 – Table of assistance to racial and ethnic populations by source of funds

Narrative

Although the City of Bloomington's overall population is approximately 77% White and 10% Black or African American, West Bloomington's population has a higher concentration of Black/African American households and a higher concentration of low-income households so the reported numbers are a fair representation of the population served through our CDBG programs. Approximately 60% of the non-Public Service activities occurred in West Bloomington.

Racial data was collected for all activities except the Tool Library's tool loans. The City has requested both race and income data be included for all future tool loans. WBRP has added the information to their application form for new customers and will attempt to collect data for existing customers.

Note: An additional 73 families households should be added to the numbers above. However, the race categories are not available for manual entry.

CR-15 - Resources and Investments 91.520(a)

Identify the resources made available

Source of Funds	Source	Resources Made Available	Amount Expended During Program Year
CDBG		2,099,902	687,655

Table 3 – Resources Made Available

Narrative

The majority of the unexpended resources were the result of the one infrastructure activity completed under the budgeted amount and more Program Income than anticipated at the time the Action Plan was developed. A small amount of funding was returned to the Local Account at the end of the year due to unspent project funds returned to the City.

Identify the geographic distribution and location of investments

Target Area	Planned Percentage of Allocation	Actual Percentage of Allocation	Narrative Description
WEST BLOOMINGTON REVITALIZATION PROJECT AREA			

Table 4 – Identify the geographic distribution and location of investments

Narrative

The City did not indicate the percentage of allocation for the West Bloomington Revitalization Project Area in the Action Plan. However, more than 60% of the activities completed were within the WBRP area. Nineteen CDBG activities were completed within the WBRP service area and an additional 12 in LMA outside of the WBRP area. See the Activity Map by Wards map for an overview of project locations. The WBRP service area extends slightly beyond the designed Slum/Blight area.

Leveraging

Explain how federal funds leveraged additional resources (private, state and local funds), including a description of how matching requirements were satisfied, as well as how any publicly owned land or property located within the jurisdiction that were used to address the needs identified in the plan.

The City's Community Development staff constantly looks for ways to leverage resources in an effort to maintain/increase the current level of service despite budget cuts. The Grants Coordinator continues to pursue not only non-CDBG funding sources but also ways to create new partnerships and enhance those already in existence.

The City applied for and received funding for the Illinois Housing Development Authority's Abandoned Property Program (IHDA-APP) several years ago. The majority of the funds were leveraged to support the City's demolition program for PY40. The remaining funds the City received through this grant were expended this program year. Overall, \$52,455.06 was spent on demolition and clearance activities at six properties. Several of the properties were leveraged again when donated to Habitat for Humanity for construction of new, affordable housing.

The City is a partner member of the West Bloomington Housing Collaborative (WBHC). WBHC was formed when Mid Central Community Action (MCCA) received a \$2 million grant from the Illinois Attorney General's (AG) Office for the purpose of purchasing and rehabilitating vacant and/or foreclosed homes in West Bloomington. The City participates regularly in the WBHC and has assisted with identifying potential properties for the program. Habitat for Humanity is also a partner in the WBHC. They will build six homes total through this project. Several of the homes will be built on sites the City has demolished with CDBG funding. MCCA also received a \$100,000 grant from NeighborWorks for roof replacements in West Bloomington. MCCA is utilizing the City's waiting list to identify homes for this project. One roof was replaced during this program year. An additional 5-6 will be completed during PY42. The City will utilize CDBG to make other improvements to the properties as necessary. The WBRP Facade program is supported through \$10,000 in CDBG funding as well as grants from PNC Bank and the AG's office.

The City administers the Supportive Housing Program (SHP) grant for the local Continuum of Care. We received funding to support six grants with fiscal years ranging from January 1 to October 1. CDBG funding was utilized to provide matching funds for two of the SHP grants. City General Fund monies are utilized for code enforcement activities, infrastructure projects and salary and benefits for staff administering the grant program.

CR-20 - Affordable Housing 91.520(b)

Evaluation of the jurisdiction's progress in providing affordable housing, including the number and types of families served, the number of extremely low-income, low-income, moderate-income, and middle-income persons served.

	One-Year Goal	Actual
Number of homeless households to be provided affordable housing units		
Number of non-homeless households to be provided affordable housing units		
Number of special-needs households to be provided affordable housing units		
Total		

Table 5- Number of Households

	One-Year Goal	Actual
Number of households supported through The Production of New Units	0	0
Total	0	0

Table 6 - Number of Households Supported

Discuss the difference between goals and outcomes and problems encountered in meeting these goals.

The City did not set any affordable housing goals as it does not utilize CDBG funding for new construction of affordable housing or rental assistance. The City provided infrastructure improvements on N. Catherine that allowed a local developer to build a fully accessible single-family home that will be rented at an affordable rate once completed.

Discuss how these outcomes will impact future annual action plans.

CDBG regulations do not allow the City to fund new construction directly. The City will continue to support affordable housing through the Loan Rehabilitation Program and donation of cleared lots and properties for renovation to organizations such as Habitat for Humanity and YouthBuild. The McLean County Regional Planning Commission is in the beginning phase of an intensive housing study for all of McLean County. The results of that study and completion of the Affirmatively Furthering Fair Housing Assessment may or may not impact future annual action plans.

Include the number of extremely low-income, low-income, and moderate-income persons served by each activity where information on income by family size is required to determine

the eligibility of the activity.

Number of Persons Served	CDBG Actual	HOME Actual
Extremely Low-income	66	0
Low-income	22	0
Moderate-income	26	0
Total	114	0

Table 7 – Number of Persons Served

Narrative Information

Although the City does not utilize CDBG funds to support the construction of new affordable housing, it does provide 0% interest, deferred loans to low and moderate income households so that necessary home repairs can be made while keeping the cost of living in the home affordable. The City's demolition program also assists with the goals of creating affordable housing. Buildable lots are donated to Habitat for Humanity for new construction of affordable housing once the lots are cleared. Three of the four demolition properties for this program year were donated to Habitat for this purpose. Habitat also completed and sold two homes to low/mod households on lots previously donated by the City. The City provides rehabilitation grants to YouthBuild McLean County for rehabilitation on homes the City receives through code enforcement. The homes are then sold to low-moderate income households. One project was completed and sold to a moderate income household this project year. Rehabilitation on a second project was completed but not sold as of the end of the project year.

CR-25 - Homeless and Other Special Needs 91.220(d, e); 91.320(d, e); 91.520(c)
Evaluate the jurisdiction's progress in meeting its specific objectives for reducing and ending homelessness through:

Reaching out to homeless persons (especially unsheltered persons) and assessing their individual needs

PATH (Providing Access to Help) serves as a lead coordinating agency for Central Illinois and McLean County Continuum of Care (COC). Through its Homeless Services Program, PATH reaches out to the homeless through contact with, but not limited to, hospitals, police, social service agencies, churches, and truck stops. Staff utilize their vast knowledge of local resources and crisis and intervention skills to provide direct service to families and individuals to provide both temporary and permanent shelter. The Outreach Committee of the COC makes monthly visits to tent city and other areas where the homeless congregate.

The City utilized \$23,680 in CDBG funding to support two FT positions at PATH, the Homeless Outreach Worker (HOW) and Housing and Benefits Specialist (HBS). The HBS had 207 contacts for the program year. The HBS advocates for clients needing permanent housing, provides services through the homeless day center and assists with obtaining mainstream resources such as SSI and food stamps. Families and individuals placed in permanent housing are followed for six months.

The HOW reported 430 contacts for the program year. The HOW also works closely with homeless individuals and families to ensure placement in permanent housing within 18 months of first contact. The HOW verifies homeless status and authorizes services to homeless clients through local social service agencies and shelters.

Additionally, the City provided PATH \$20,000 to support the Emergency Grant and Self-Neglect programs which provide funding for emergency shelter and homelessness prevention for those in imminent danger of becoming homeless or currently experiencing homelessness.

Addressing the emergency shelter and transitional housing needs of homeless persons

Emergency Shelter: The Salvation Army Safe Harbor Shelter provides shelter and services for those who are homeless. Caseworkers are available, as well as emergency residential units for women, transitional rooms for men, lunch service 3 days/week, a food pantry, and rent and utility assistance. Clients are screened by outreach workers and case managers to make sure they receive the appropriate services. The City is the lead agency for one of the COC grants providing HUD funding to Safe Harbor. Home Sweet Home Ministries, another member of the COC, provides emergency shelter, a food co-op, a mobile medical clinic and congregate meals to the homeless population as well.

The Point-in-Time Survey was completed in January 2016. Emergency shelters, transitional housing

programs, and permanent housing programs were all asked to complete surveys regarding the clients they served on one particular night. The Salvation Army and other homeless service agencies were asked to provide data on those clients living on the streets. All the COC-funded agencies participated in this one night street count. This information is used for local reporting purposes, as well as for federal HUD grant purposes.

Transitional Housing: A listing of all locally available transitional housing opportunities is included as an attachment to this report. In most instances, case management services are offered to clients residing in transitional housing. Almost all transitional housing units shown on the attached table are for families. However, the Bloomington Housing Authority and Salvation Army can take individuals in addition to families.

Helping low-income individuals and families avoid becoming homeless, especially extremely low-income individuals and families and those who are: likely to become homeless after being discharged from publicly funded institutions and systems of care (such as health care facilities, mental health facilities, foster care and other youth facilities, and corrections programs and institutions); and, receiving assistance from public or private agencies that address housing, health, social services, employment, education, or youth needs

The City provided PATH \$20,000 to support the Emergency Grant program. This grant is utilized to provide emergency rent/mortgage and utility assistance for individuals in imminent danger of becoming homeless. It also provides payment to local hotels for individuals experiencing homelessness. Funds are paid directly to the provider and are not to exceed 3 months. A portion of the grant assists the Self-Neglect Program by assisting with the rental of dumpsters for cleanup at properties of individuals and families in imminent danger of becoming homeless due to hoarding issues and other code violations.

The City administers the Supportive Housing Program (SHP) for the local Continuum of Care. The Shelter Plus Care grant supports rental assistance for 4-5 units at Mayor's Manor, Permanent Supportive Housing, operated by Mid Central Community Action. Additionally, the SHP program supports staff positions at Salvation Army, PATH, and Recycling Furniture for Families and Collaborative Solutions. These programs help both homeless and those in imminent danger of becoming homeless.

YMCA Labyrinth provides case management and transitional housing for women entering the community from the correctional system. The City has supported Labyrinth in the past by funding a part-time case manager and assisting with rehabilitation costs for housing units. Labyrinth can house up to ten women at two transitional housing units. Seeds of Hope is an organization focused on providing the same type of service to men leaving corrections. Currently, the program provides case management only with the goal of offering transitional housing in the future.

Helping homeless persons (especially chronically homeless individuals and families, families with children, veterans and their families, and unaccompanied youth) make the transition to permanent housing and independent living, including shortening the period of time that individuals and families experience homelessness, facilitating access for homeless individuals and families to affordable housing units, and preventing individuals and families who were recently homeless from becoming homeless again

The COC looks to rapidly house individuals and families by utilizing funds available for emergency shelter and deposit assistance. PATH, the lead coordinating agency for the COC, has FEMA funds for emergency shelter for families with children during life-threatening weather. The funds available through local Rapid ReHousing (RRH) ESG grants as well as United Way funding can be utilized to cover deposits and first month rent.

The COC has an Outreach Team works directly with intake workers at various agencies to identify individuals with the longest days of homelessness and connect them with services such as housing, case management, medical care, etc. Those with the longest length of time homeless are tracked through the HMIS as well. The City supports a FT Housing and Benefits staff member that assists with transitioning into permanent housing and facilitates follow-up services as needed.

Project Oz assists unaccompanied youth to make a transition from foster care or homelessness to permanent housing and independent living. The Bloomington Housing Authority has a prioritization policy for people experiencing homelessness. The BHA also has more flexibility with entrance requirements for people experiencing homelessness when it comes to prior evictions and landlord references. Other affordable housing complexes have an understanding of the great importance of housing people quickly and have been open to receiving referrals for homeless individuals and families. The Salvation Army has a case manager who focuses primarily on veterans.

The City of Bloomington, in conjunction with the Continuum of Care, follows several strategies for helping low income families avoid becoming homeless:

- Refer clients to PATH information and referral line to gain knowledge of services available and to access PATH Homeless Services if needed.
- Provide emergency funds to be administered through PATH to help families avoid eviction or condemnation.
- Working with the Township office which provides emergency and general assistance.
- Providing any needed information to continue receiving homeless prevention funds from the State of Illinois.
- Assisting various social service agencies offering services to this population.
- Providing emergency shelters and transitional housing resources.

- Providing Letters of Support for agencies seeking federal, state and private funding for homeless programs. The COC has four strategies to decrease the rate of individuals and families returning to homelessness. The first is to utilize the HMIS to track the episodes of homelessness. Secondly, the Continuum works to reduce the number of people returning to homelessness by supporting the individual or family while working through the barriers to housing and transitioning people to affordable housing. This is done through the Permanent Supportive Housing and the Transitional Housing opportunities available throughout the Continuum (See Appendix). Our third strategy includes a team of caseworkers working to keep those facing eviction due to unpaid rent, mortgage, or utilities from being evicted. In addition to receiving funds, clients are assessed and referred to other mainstream resources and gain access to case management, life skills development, and budgeting support. Finally, follow-up services are offered to newly housed individuals and families to support permanent housing.

CR-30 - Public Housing 91.220(h); 91.320(j)

Actions taken to address the needs of public housing

After careful study and evaluation, the Housing Authority has identified a strategy for addressing the long-term problem of high vacancy rates for efficiency units in the North Tower. In the spring of 2016 the Housing Authority reached consensus about a multi-year phased project to combine efficiency units to create larger, more functional apartments. The Housing Authority will use annual Capital Fund grants for this much needed renovation.

The Housing Authority's multi-year roof replacement project was completed in the 2015-16 program year. The final phase included roof replacement at Holton Homes. Roof replacement is a critical structural component for the 70 buildings that comprise the public housing portfolio. These new roofs will ensure that this housing remains viable for the decades to come.

In the 2015-16 program year the Housing Authority continued replacement of obsolete galvanized plumbing in Wood Hill Towers-South. Because the project requires removal of cabinets, the plumbing upgrades also provide the opportunity to renovate kitchens with new cabinets and countertops. This is a welcome upgrade for tenants and will eliminate problems with plumbing corrosion and frequent repairs.

The Housing Authority continued to benefit from energy efficiency upgrades made throughout the public housing portfolio. These upgrades continue to save water, natural gas, and electricity, which in turn saves the Housing Authority hundreds of thousands of dollars each year. The new toilets, light fixtures, boilers and other equipment installed in 2014 will benefit Housing Authority tenants for many years to come.

The City originally budgeted PY42 funding to assist with a total roof replacement at a property owned by the Housing Authority. The building was to be remodeled to accommodate the administration staff and open up several apartments in Woodhill Towers currently being utilized as office space. The Authority's board decided the overall remodel was too costly so the building will likely be sold rather than renovated. The City reallocated the funds to two separate public facility projects but will continue to work with the Authority on future projects.

Demand for affordable housing remains high. At the end of 2015, there were 75 households on the waiting list for public housing. A total of 377 application intake interviews were conducted during calendar year 2015. There are several groups/organizations looking at the issue of affordable housing in Bloomington. The McLean County Regional Planning Commission is in the early phases of an extensive housing study for all of McLean County that should pull everyone's efforts together. This study will include an analysis of public housing. The City, Bloomington Housing Authority and the Town of Normal plan to enter into a collaborative agreement which will utilize this study to complete the Affirmatively Furthering Fair Housing Assessment collectively.

Actions taken to encourage public housing residents to become more involved in management and participate in homeownership

The Housing Authority continues to administer a Family Self Sufficiency (FSS) program for public housing residents. This voluntary program allows members of a household to save money in an escrow account when the family increases its income. This savings is paid into the account monthly as a part of the family's rent payment. Resident Services staff help the participants set self-sufficiency goals to be completed over a matter of years. The participant is allowed to tap into their escrow account for education, purchasing of a car, and even a down payment on a home. Many Housing Authority families have benefitted from this program over the years, and in 2015, three public housing residents graduated from the program and moved out of public housing after achieving significant educational and career successes.

The Housing Authority's Resident Services Department continues to offer numerous opportunities for public housing residents to improve the economic situation and enhance their quality of life. Examples include staffed on-site computer labs, an after-school tutoring program, a gardening program, and an annual Health Fair, in which more than 60 public housing residents participated this past year.

Actions taken to provide assistance to troubled PHAs

The Bloomington Housing Authority is not categorized as troubled.

CR-35 - Other Actions 91.220(j)-(k); 91.320(i)-(j)

Actions taken to remove or ameliorate the negative effects of public policies that serve as barriers to affordable housing such as land use controls, tax policies affecting land, zoning ordinances, building codes, fees and charges, growth limitations, and policies affecting the return on residential investment. 91.220 (j); 91.320 (i)

The City makes a concerted effort to keep all building permits/fees as low as possible. All approved contractors completing CDBG activities and not-for-profit agencies conducting housing activities are provided fee waivers. Currently, the City is reviewing its zoning ordinances and will take affordable housing into consideration when making any changes. The City also provides letters of support for a local developers seeking tax credits for affordable housing development. The City provided one letter to a developer building an affordable housing complex for seniors.

Actions taken to address obstacles to meeting underserved needs. 91.220(k); 91.320(j)

The City provided CDBG-funded rehabilitation loans to single-family, owner-occupied, income-eligible households. Twenty-one households were assisted in the form of grants or deferred loans from CDBG funds in 2015-2016 in the amount of \$237,402.28. These grants corrected many code violations and allowed the families to remain in their home while keeping the cost for necessary improvements at a minimum. The City also utilized \$118,629.54 in CDBG funds and leveraged IDHA funds to demolish and clear deteriorated structures in an effort to eliminate slum and blight. A total of four demolitions were completed with CDBG funding and IHDA Abandoned Property Program funds in 2015-2016. (See PR-02) Many of these lots were/will be deeded to YouthBuild McLean County or Habitat for Humanity for construction of affordable homes.

Two YouthBuild of McLean County activities carried over from PY40. YouthBuild completed the rehab on one of the homes which was sold to a moderate income household. Rehab on the 2nd project was wrapping up at the end of PY41. YouthBuild will utilize a local realtor to market the property in addition to offering homeowner prep classes with the goal of selling the property within 6 months of completion.

Community Development continues to partner with our local AMBUCS chapter. AMBUCS provides labor for accessible ramp construction and Community Development uses CDBG funding to purchase the materials. Two ramps were completed during PY41.

Staff participated in several working groups dedicated to affordable housing in the community. In 2014, the League of Women voters formed a Housing Study Work Group that looked at housing opportunities currently available in the community and began identifying gaps in housing needs. The League provided a Consensus Statement in late 2015 that identified lack of affordable housing and Permanent Supportive Housing as issues within our community. The Study Group has shifted gears and is now considered an Action Group. City staff will continue to participate. Additionally, staff served on the Tiny Homes Study

Group which looked at the feasibility of a tiny home community in the City to meet the needs of the chronically homeless. The McLean County Regional Planning Commission is currently selecting a contractor to conduct a 9-month in depth housing study for McLean County. The City will provide PY42 funding to help fund the study. The results will be utilized to direct future CDBG housing projects and aid in the completion of the Affirmatively Furthering Fair Housing Assessment.

The City is the administrator for the McLean County Continuum of Care Supportive Housing Program (SHP) grant. Through this funding opportunity, the City partnered with PATH to administer six grants which provided supportive services and/or rental assistance to six agencies working to meet the needs of the homeless. These grants provided case management, counseling, moving assistance, rent subsidies, transportation (bus tokens), and basic health service coverage for homeless individuals and families.

Actions taken to reduce lead-based paint hazards. 91.220(k); 91.320(j)

The City has on staff a licensed Lead Risk Assessor, Lead Inspector and Lead Supervisor (one person holds all certifications). In addition, the City of Bloomington requires their eligible participating contractors to be certified in the EPA's Lead Renovation, Repair and Painting Rule (RRP) curriculum. The City provides the training every five years at no expense to all CDBG approved contractors. The most recent training was held April 2015 with 20 contractors in attendance.

The City retains the services of a third party to handle the Risk Assessment and Inspection. The City's in-house licensed Lead Risk Assessor/Inspector/Supervisor assisted said third party in the Lead Supervisor duties. The third party and city staff completed all necessary inspections, reporting and clearance testing. All inspections, reporting and clearance follow HUD's required lead-based paint procedures per 24 CFR Part 35.

In addition, the City of Bloomington, through its Code Enforcement Division, maintains a Rental Registration and Inspection program for all units that turn over tenancy. Landlords are asked to bring structures to code for the tenants. Landlords are required to follow state and local construction protocols for all repairs. If repairs are not made, code violations are cited. Lead paint is included in the inspection process.

Actions taken to reduce the number of poverty-level families. 91.220(k); 91.320(j)

The City of Bloomington concentrated on the primary strategy for reducing poverty in the community by focusing on stabilizing owner-occupied homes with an emphasis on the West Bloomington area. Nineteen of the 31 CDBG projects completed in PY41 were conducted in the West Bloomington Revitalization Project area. Bloomington also continued partnerships to produce new and rehabilitated housing with Mid Central Community Action, local lenders, Habitat for Humanity and YouthBuild. Additionally, the City is participating in both the United Way's Cradle to Career Collective

Impact process and the local 60x25 initiative. Both groups are focusing on reducing poverty through improved high school graduation rates and post-secondary degree/credential attainment.

The City dedicated \$10,000 in CDBG funding to support the Section 3 training program for Bloomington Housing Authority residents. BHA utilized the funding to provide three different opportunities this year. They contracted with the Family Community Resource Center's Career and Self-Sufficiency Training Program (CASS) to provide two week-long training programs for public housing residents and Section 8 participants. Topics included self-awareness, job readiness, obtaining/maintaining a job, budgeting, finance and healthy living and social media. This format was highly successful and resulted in nearly twice the program participants as in years past. BHA also provided a job fair for its residents and Section 8 participants. This was also successful with 50 residents attending. Currently, these programs have resulted in four job placements for residents.

One of the City's most valuable partners is Mid Central Community Action (MCCA). MCCA has a variety of programs and services aimed to help reduce the number of poverty-level families in McLean and Livingston County. Below is a listing of some of MCCA's accomplishments for PY41. Homeownership Promotion With assistance from MCCA's HUD-Certified Housing Counselors, 32 households in the City of Bloomington successfully completed the homebuyer education curriculum. Housing and Financial Coaching 41 households were active in rental counseling, 20 of which were new cases in the reporting period. 11 households were active in home purchase counseling, 10 of which were new cases in the reporting period. 62 households were active in homeownership (post-purchase) counseling, 18 of which were new cases in the reporting period. 17 households were active in foreclosure intervention/mortgage default counseling, 14 of which were new cases in the reporting period. *Note that some of these households are also involved in the Next Step program (data below).

Community Education In October 2014, MCCA began hosting monthly Money Matters workshops, in coordination with Heartland Bank, to provide educational information about personal budgeting, basic banking, credit building, and credit repair. Between October 2015 and April 30, 2016, 12 monthly Money Matters workshops were conducted, providing education for 138 individuals, including 98 Bloomington residents. In February 2016, MCCA began hosting an educational workshop series, including four workshops per series, for individuals and families interested in homeownership. These workshops throughout 2016. The four workshops cover information about basic things to consider when thinking about homeownership, working with a realtor, the importance of a home inspection, and how to get involved in your new neighborhood. Mid Central Community Action also started incorporating a financial education workshop for individuals and families who wanted to participate in our ongoing financial coaching program (Next Step) as well as those interested in (non-LIHEAP) income support services. Through this group education, called the Practical Money Skills Orientation, more than 388 individuals completed the workshop, including 209 Bloomington residents, during the reporting period (5/1/2015-4/30/2016). Next Step The Next Step collaborative began in September 2013 and includes a partnership between Mid Central Community Action, Heartland Community College, United Way of McLean County, and the U of I College of Law Community Preservation Clinic. As this collaborative project continues, MCCA encourages all of its clients to participate in the financial coaching program to

help them achieve their financial, educational, and employment goals. Through this program, a number of individuals and families have increased their credit score, increased their savings, reduced debt, obtained or improved their employment, and have worked toward obtaining a degree from a higher education institution. Community Building & Engagement MCCA hosted NeighborWorks Week (June 2015) the theme was Celebrating Community. Activities for the week included a neighborhood landscape project where residents collectively chose a signature piece for the neighborhood and over 40 residents created a layering flowerpot for their front yards. Additional activities included: gardens at Mayors Manor, Tree Dedications for previous board members and leaders, planting flowers with the Boys & Girls Club and a neighborhood block party to wrap up the week. MCCA participated in the third Annual Westside 5K Run/Walk and Global Youth Service Day at the Bloomington/Normal Boys & Girls Club. MCCA provided an interactive financial literacy duck pond for children and adults. Additionally, it provided information about our Countering Domestic Violence Program and coloring activities for children. MCCA's Community Building & Engagement Coordinator helped support local resident voices regarding changes to the Bloomington bus route that would eliminate a stop outside of the MCCA and a large section on West Washington Street in West Bloomington. The coordinator worked with local non-profit agencies, businesses and residents to circulate a petition and attended meetings regarding proposed changes to speak on behalf of our agency and neighborhood. The change in routes would have greatly limited transportation options for those receiving service through MCCA's programs as well as reduced the availability of bus service to and from jobs outside of West Bloomington.

Money Smart Week

CDBG funds were contributed towards marketing for the 8th annual Money Smart Week. Money Smart Week offered a variety of financial educational sessions throughout the week at several different venues/times. Topics covered in April 2016 were related to retirement planning, understanding and improving credit scores, investing, identify theft, home ownership and cutting expenses around the house.

Actions taken to develop institutional structure. 91.220(k); 91.320(j)

The City is currently involved in two collective impact groups designed to make improvements to instructional structure. The United Way McLean County (UWMC) serves as the backbone organization for the Cradle to Career Collective Impact Steering Committee which is focused on improving the health and welfare of all children in McLean County. The process started with a focus solely on graduation rates within McLean County but it quickly became apparent that graduation rates are only one aspect of a much larger issue. For the past year, the committee has been looking at data related to all aspects of education and child development that may affect a student's likelihood of graduating from high school with a strong emphasis on collecting disparity data for low income and minority students. The committee has also looked at job development and career readiness issues for post-graduation. After a year of data collection, the committee is set to begin compiling the information and creating strategic goals. This process will continue through the next program year with the ultimate goal of changing the institutional structure within McLean County to increase the likelihood of success for all children.

The City is also involved in the local 60x25 initiative. 60x25 is a national movement to reach the goal of 60% of adults having post-secondary degrees or credentialing by 2025. Although this is a separate initiative, it fits within the Cradle to Career project quite nicely. McLean County joined the Illinois 60x25 Network in January 2016. Five team members, including the Community Development Grants Coordinator, attended the Network's annual meeting in Springfield at the end of January. The meeting provided the opportunity to meet with other communities currently involved in the initiative and gain a better understanding of the opportunities available for programs and funding. Additional training will be available in late July.

Several years ago City staff met with local service providers to discuss community needs and services provided by each agency to meet those needs. Many collaborative efforts have resulted from this meeting as those involved realized that many agencies were providing the same services. With the reduction of duplicated services, agencies are able to better focus on spending limited resources where they best meet the unmet needs of our residents.

Actions taken to enhance coordination between public and private housing and social service agencies. 91.220(k); 91.320(j)

Bloomington City Council adopted a new Comprehensive Plan in August 2015. City staff participated in the Housing Work Group for the Plan. This group looked at housing data and established goals and objectives for the Plan which covers the next several decades. Other members of the Housing Work Group included social service agencies such as MCCA and LIFECIL, local realtors and Habitat for Humanity.

The McLean County Regional Planning Commission is currently in the contractor selection phase of an extensive housing study that will look intensely at the housing issues within the county. The Executive Committee overseeing the study consists of staff from BHA, MCCA and the City in addition to others. This study will not only identify our strengths and weaknesses in providing appropriate housing opportunities but also strategies to close gaps where needed. Study results will be utilized to complete the Affirmatively Furthering Fair Housing Assessment.

Identify actions taken to overcome the effects of any impediments identified in the jurisdictions analysis of impediments to fair housing choice. 91.520(a)

In 2013, the City of Bloomington contracted with the United Way of McLean County to update the Analysis of Impediments to Fair Housing Report. The purpose of the report, completed in the spring of 2014, is to provide a thorough and objective review of the current housing market in the community. The report aims to identify any barriers which prevent or hinder a fair housing market in the community. Lastly, the report identifies steps the City of Bloomington is currently taking to eliminate, reduce and prevent such impediments.

The information below outlines the impediments and how the City is addressing the issues:

1) Increased cost of residential development due to increased fees, building material and labor; low-income individuals have fewer affordable homes available:

- The City attempts to maintain an equitable, fair list of development fees. The City will continue to monitor these fees and attempt to identify the balance between affordability and accessible City services and amenities. Additionally, the City offers permit waivers for not-for-profit organizations and all approved contractors working on CDBG projects.
- The City partners with several not-for-profit organizations dedicated to providing affordable housing through new construction and rehabilitation. Through these partnerships, low and moderate income households are able to purchase affordable housing that would not have been otherwise available.

2) Public Transportation: Limited bus routes and inconvenient hours of operation:

- Connect Transit has spent the past several months proposing new routes and days of service for Bloomington residents. Previously buses did not run on Sundays which greatly limited job opportunities for residents in certain portions of the City. Connect Transit will be adding limited bus service on Sundays in July 2016 which will greatly improve the mobility of the City's lower income residents.

3) Infrastructure: Deteriorating roads and sidewalks:

- The City typically budgets a portion of the annual CDBG allocation for infrastructure projects in low and moderate income areas.
- A good portion of the PY41 budget was dedicated to an infrastructure project on N. Catherine St. which provided new

4) Accessibility for disabled persons; need for more Permanent Supportive Housing:

- As the administrator for several COC grants, the City supports rent subsidy for several units at Mayor's Manor, one of the two HUD-funded Permanent Supportive Housing programs in McLean County.
- The infrastructure project on N. Catherine led to the construction of a new, fully accessible rental home. The City continues to partner with AMBUCS to provide accessibility ramps for low and moderate income homeowners.
- The City also provided gap funding for a metal ramp at a rental property. A low income family living on the property was going to be faced with either moving or separating the family unit due to their inability to access the building with their disabled adolescent. The child had become too large to carry so an access ramp was desperately needed. The ramp is mobile and

can move with the family should the need arise.

- The City participates on the League of Women Voter's Housing Work Group which is currently looking at housing needs. Permanent Supportive Housing has been identified as a need within that group.
- The City will provide CDBG assistance to the McLean County Regional Planning Commission's upcoming extensive housing study. A requirement of the consultant agreement will be to provide action items to address local needs, which should include Permanent Supportive Housing. The housing study will also be utilized when completing the Affirmatively Furthering Fair Housing Assessment.

5) Lending practices; many payday lender and consumer installment loan licenses in Bloomington:

- In 2011, the City passed a resolution to prohibit particularly dangerous types of payday and consumer loans.

6) Public perception of affordable housing; expensive rental units:

- The City partners with Habitat for Humanity, YouthBuild and other non-profits for new construction of affordable housing and rehabilitation of existing homes in our low and moderate income areas.

CR-40 - Monitoring 91.220 and 91.230

Describe the standards and procedures used to monitor activities carried out in furtherance of the plan and used to ensure long-term compliance with requirements of the programs involved, including minority business outreach and the comprehensive planning requirements

The City underwent a CDBG Program Year 41 HUD monitor on HUD May 1 - 4, 2016. HUD also reviewed the Families and Individuals with Disabilities Supportive Housing Program grant that ran May 1, 2015- April 30, 2016. The City anticipates a formal finding for both grants on the lack of adequate policies and procedures outlining both the CDBG and COC program administration. All policies and procedures will be updated after the formal monitoring letter is received so that all issues can be adequately addressed.

The City of Bloomington's current monitoring plan is based on the standards and procedures included in the *CDBG Monitoring Handbook* published by the US Department of Housing and Urban Development.

Monitoring activities included:

- Creating and implementing a tracking system to track progress of all projects;
- Preparing periodic reports and an annual report covering all activities;
- Periodically monitoring sub-recipients, including reviewing the required annual financial audit, conducting site visits and/or desk audits and consulting on a regular basis;
- Securing an annual audit by an outside CPA firm for compliance with generally accepted practices and principals of accounting and compliance with federal statutes and regulations.

If and when Community Development has sub-recipients, each is monitored on an annual basis. Records of the review are kept in the sub-recipient's activity file. During FY41, we had five sub-recipients that received funds for public services. All sub-recipients were monitored on-site at least once. Each sub-recipient received a follow-up letter identifying any issues or concerns discovered during the monitoring. No major violations were found. The sub-recipients were as follows:

1. PATH: Received match money from CDBG for the Continuum of Care program. Funds were used to assist with the salaries of two positions – the Homeless Outreach Worker and the Housing and Benefits Specialist. In addition, PATH received funding for and administered our Emergency Grant Fund program.
2. Peace Meal: Provided congregate and in-home meals for seniors in Bloomington.
3. BHA: Provided professional development/job readiness training for public housing residents.
4. WBRP: Administered the Tool Library and Facade programs.
5. Construction Charities: Received funding to administer (1) manufactured housing project.

Citizen Participation Plan 91.105(d); 91.115(d)

Describe the efforts to provide citizens with reasonable notice and an opportunity to comment on performance reports.

The City's Citizen Participation Plan requires the CAPER be available for public review no less than 15 days. The PY41 CAPER was available for public comment beginning July 8th with the comment period ending on July 28th following a public hearing on the same day. A formal notice of availability was published in the Pantagraph, the main local print media, on July 7th. The notice also appeared in the PATH-O-Gram twice during the public comment period. The PATH-O-Gram is an electronic resource newsletter that goes to more than 1000 service providers, residents and businesses twice a month. Notice of Availability was mailed to approximately 25 social service agencies and churches in the area and at the various public housing offices. Additionally, the notice was available for viewing on the City's website, City Hall, Bloomington Public Library and at the main office of the Bloomington Housing Authority.

CR-45 - CDBG 91.520(c)

Specify the nature of, and reasons for, any changes in the jurisdiction's program objectives and indications of how the jurisdiction would change its programs as a result of its experiences.

The City did not change its objectives during the program year. In the future, the City may have a more intense concentration of funds and activities in West Bloomington as that area has been identified as a Regeneration Area in the latest comprehensive plan adopted by the City Council in August 2015.

Does this Jurisdiction have any open Brownfields Economic Development Initiative (BEDI) grants?

No

[BEDI grantees] Describe accomplishments and program outcomes during the last year.

NA

CR-60 - ESG 91.520(g) (ESG Recipients only)

ESG Supplement to the CAPER in *e-snaps*

For Paperwork Reduction Act

1. Recipient Information—All Recipients Complete

Basic Grant Information

Recipient Name	BLOOMINGTON
Organizational DUNS Number	140204335
EIN/TIN Number	376001563
Identify the Field Office	CHICAGO
Identify CoC(s) in which the recipient or subrecipient(s) will provide ESG assistance	

ESG Contact Name

Prefix
First Name
Middle Name
Last Name
Suffix
Title

ESG Contact Address

Street Address 1
Street Address 2
City
State
ZIP Code
Phone Number
Extension
Fax Number
Email Address

ESG Secondary Contact

Prefix
First Name
Last Name
Suffix
Title
Phone Number
Extension
Email Address

2. Reporting Period—All Recipients Complete

Program Year Start Date 05/01/2015
Program Year End Date 04/30/2016

3a. Subrecipient Form – Complete one form for each subrecipient

Subrecipient or Contractor Name
City
State
Zip Code
DUNS Number
Is subrecipient a victim services provider
Subrecipient Organization Type
ESG Subgrant or Contract Award Amount

CR-65 - Persons Assisted

4. Persons Served

4a. Complete for Homelessness Prevention Activities

Number of Persons in Households	Total
Adults	
Children	
Don't Know/Refused/Other	
Missing Information	
Total	

Table 8 – Household Information for Homeless Prevention Activities

4b. Complete for Rapid Re-Housing Activities

Number of Persons in Households	Total
Adults	
Children	
Don't Know/Refused/Other	
Missing Information	
Total	

Table 9 – Household Information for Rapid Re-Housing Activities

4c. Complete for Shelter

Number of Persons in Households	Total
Adults	
Children	
Don't Know/Refused/Other	
Missing Information	
Total	

Table 10 – Shelter Information

4d. Street Outreach

Number of Persons in Households	Total
Adults	
Children	
Don't Know/Refused/Other	
Missing Information	
Total	

Table 11 – Household Information for Street Outreach

4e. Totals for all Persons Served with ESG

Number of Persons in Households	Total
Adults	
Children	
Don't Know/Refused/Other	
Missing Information	
Total	

Table 12 – Household Information for Persons Served with ESG

5. Gender—Complete for All Activities

	Total
Male	
Female	
Transgender	
Don't Know/Refused/Other	
Missing Information	
Total	

Table 13 – Gender Information

6. Age—Complete for All Activities

	Total
Under 18	
18-24	
25 and over	
Don't Know/Refused/Other	
Missing Information	
Total	

Table 14 – Age Information

7. Special Populations Served—Complete for All Activities

Number of Persons in Households

Subpopulation	Total	Total Persons Served – Prevention	Total Persons Served – RRH	Total Persons Served in Emergency Shelters
Veterans				
Victims of Domestic Violence				
Elderly				
HIV/AIDS				
Chronically Homeless				
Persons with Disabilities:				
Severely Mentally Ill				
Chronic Substance Abuse				
Other Disability				
Total (unduplicated if possible)				

Table 15 – Special Population Served

CR-70 – ESG 91.520(g) - Assistance Provided and Outcomes

10. Shelter Utilization

Number of New Units – Rehabbed	
Number of New Units – Conversion	
Total Number of bed - nighths available	
Total Number of bed - nights provided	
Capacity Utilization	

Table 16 – Shelter Capacity

11. Project Outcomes Data measured under the performance standards developed in consultation with the CoC(s)

CR-75 – Expenditures

11. Expenditures

11a. ESG Expenditures for Homelessness Prevention

	Dollar Amount of Expenditures in Program Year		
	2013	2014	2015
Expenditures for Rental Assistance			
Expenditures for Housing Relocation and Stabilization Services - Financial Assistance			
Expenditures for Housing Relocation & Stabilization Services - Services			
Expenditures for Homeless Prevention under Emergency Shelter Grants Program			
Subtotal Homelessness Prevention			

Table 17 – ESG Expenditures for Homelessness Prevention

11b. ESG Expenditures for Rapid Re-Housing

	Dollar Amount of Expenditures in Program Year		
	2013	2014	2015
Expenditures for Rental Assistance			
Expenditures for Housing Relocation and Stabilization Services - Financial Assistance			
Expenditures for Housing Relocation & Stabilization Services - Services			
Expenditures for Homeless Assistance under Emergency Shelter Grants Program			
Subtotal Rapid Re-Housing			

Table 18 – ESG Expenditures for Rapid Re-Housing

11c. ESG Expenditures for Emergency Shelter

	Dollar Amount of Expenditures in Program Year		
	2013	2014	2015
Essential Services			
Operations			
Renovation			
Major Rehab			
Conversion			
Subtotal			

Table 19 – ESG Expenditures for Emergency Shelter

11d. Other Grant Expenditures

	Dollar Amount of Expenditures in Program Year		
	2013	2014	2015
Street Outreach			
HMIS			
Administration			

Table 20 - Other Grant Expenditures

11e. Total ESG Grant Funds

Total ESG Funds Expended	2013	2014	2015

Table 21 - Total ESG Funds Expended

11f. Match Source

	2013	2014	2015
Other Non-ESG HUD Funds			
Other Federal Funds			
State Government			
Local Government			
Private Funds			
Other			
Fees			
Program Income			
Total Match Amount			

Table 22 - Other Funds Expended on Eligible ESG Activities

11g. Total

Total Amount of Funds Expended on ESG Activities	2013	2014	2015

Table 23 - Total Amount of Funds Expended on ESG Activities

Program Year 41 CAPER Appendix

- Section 1 – Maps and Tables
 1. Low/Mod and Slum/Blight Area Map
 2. Funding Source by Ward
 3. Housing Rehabilitation Projects – CDBG Funded
 4. Demolition Activities – CDBG Funded
 5. Public Facilities Activities – CDBG Funded
 6. Code Enforcement Activities – City General Funds
 7. IHDA – Abandoned Property Program – IHDA AAP Funds
 8. Transitional and Supportive Housing

- Section 2 – Reports
 1. IDIS PR-01 – HUD Grants and Program Income
 2. IDIS PR-02 – List of Activities by Program Year and Project
 3. IDIS PR-03 – CDBG Activity Summary Report by Program Year
 4. IDIS PR-05 – Drawdown Report by Project and Activity
 5. IDIS PR-06 – Summary of Consolidated Plan Projects for Report Year
 6. IDIS PR-10 – Housing Activities for Program Year 2015
 7. IDIS PR-23 – CDBG Summary of Accomplishments for Program Year 2015
 8. IDIS PR-26 – CDBG Financial Summary Report for Program Year 2015
 9. IDIS PR-56 – Timeliness Report

Program Year 41 CAPER Appendix (cont.)

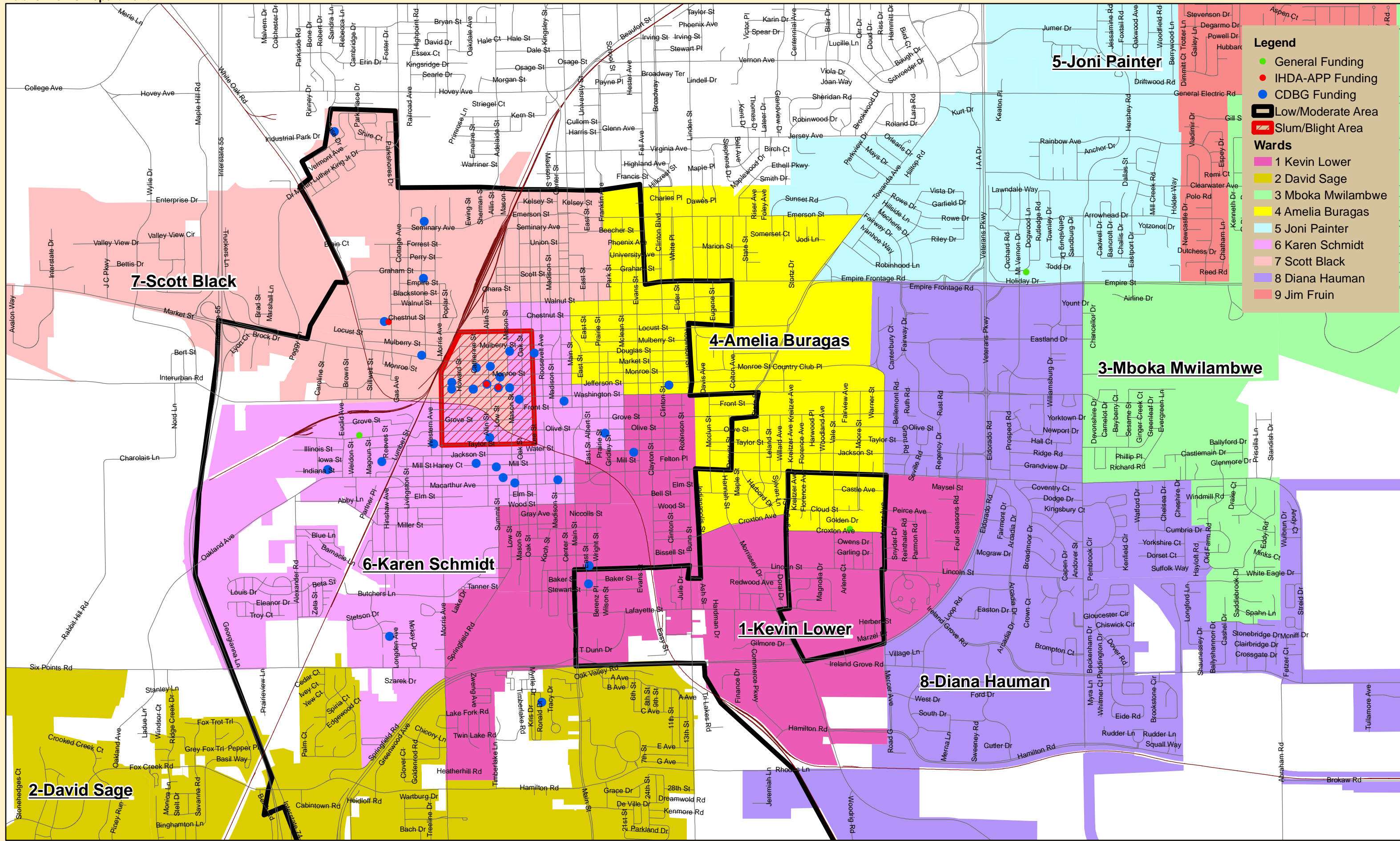
- Section 3 – Notices
 1. Notice of Availability and Public Hearing – PY41 Action Plan
 2. Substantial Amendment One
 - Public Notice
 - Agenda, Sign-in Sheet and Minutes
 3. Substantial Amendment Two
 - Public Notice
 - Agenda, Sign-in Sheet and Minutes
 4. Notice of FONSI/RROF
 5. Notice of Availability – CAPER
 - Public Notice
 - Agenda, Sign-in Sheet and Minutes (To be added after July 28th)

Program Year 41 CAPER Appendix

- Section 1 – Maps and Tables
 1. Low/Mod and Slum/Blight Area Map
 2. Funding Source by Ward
 3. Housing Rehabilitation Projects – CDBG Funded
 4. Demolition Activities – CDBG Funded
 5. Public Facilities Activities – CDBG Funded
 6. Code Enforcement Activities – City General Funds
 7. IHDA – Abandoned Property Program – IHDA AAP Funds
 8. Transitional and Supportive Housing



Public Works Department



Legend

- General Funding
- IHDA-APP Funding
- CDBG Funding
- ▭ Low/Moderate Area
- ▭ Slum/Blight Area

Wards

- 1 Kevin Lower
- 2 David Sage
- 3 Mboka Mwilambwe
- 4 Amelia Buragas
- 5 Joni Painter
- 6 Karen Schmidt
- 7 Scott Black
- 8 Diana Hauman
- 9 Jim Fruin

7-Scott Black

5-Joni Painter

4-Amelia Buragas

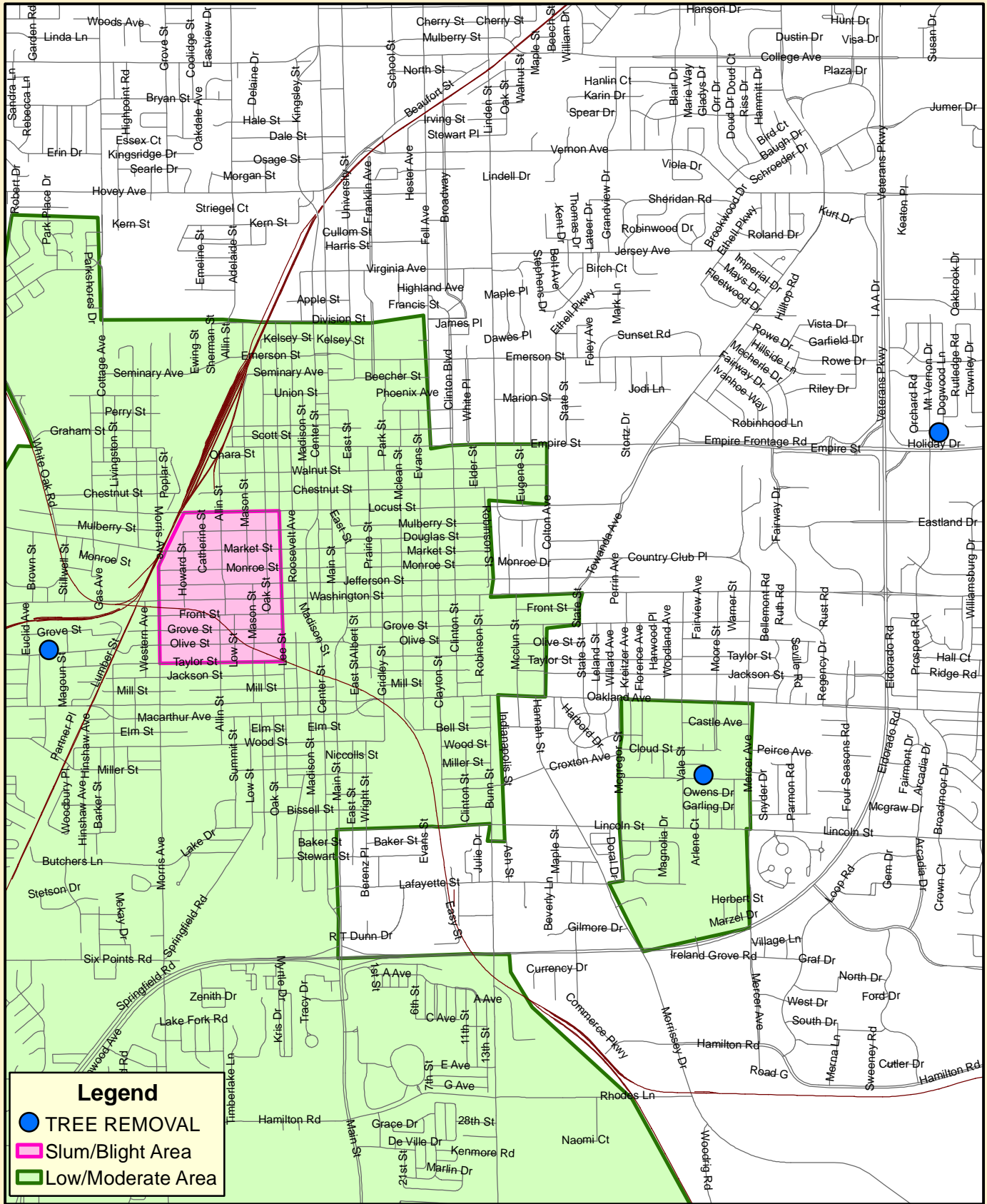
3-Mboka Mwilambwe

6-Karen Schmidt

1-Kevin Lower

8-Diana Hauman

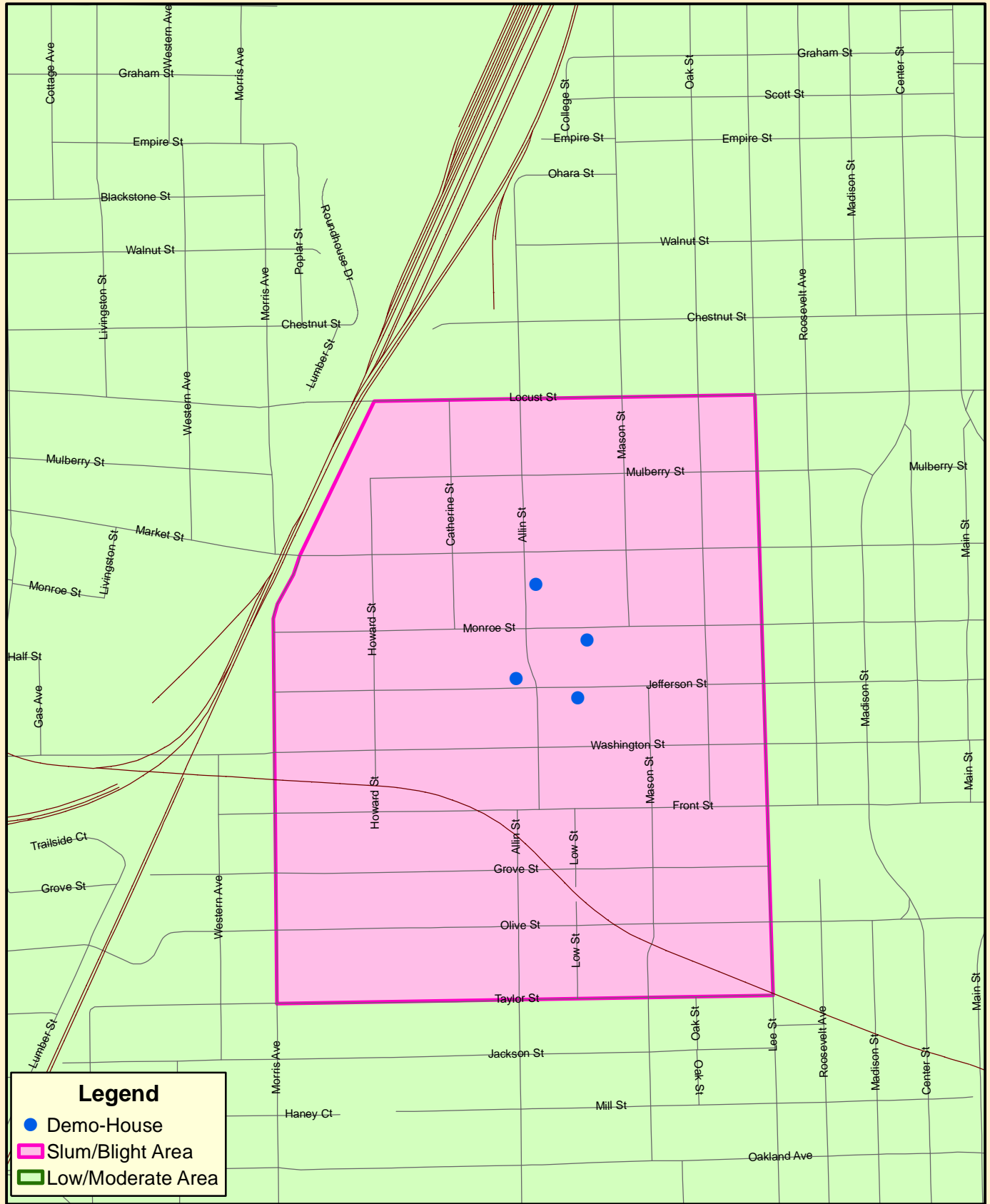
2-David Sage





FY41 2015-16
Code Enforcement Activities
City General Funds



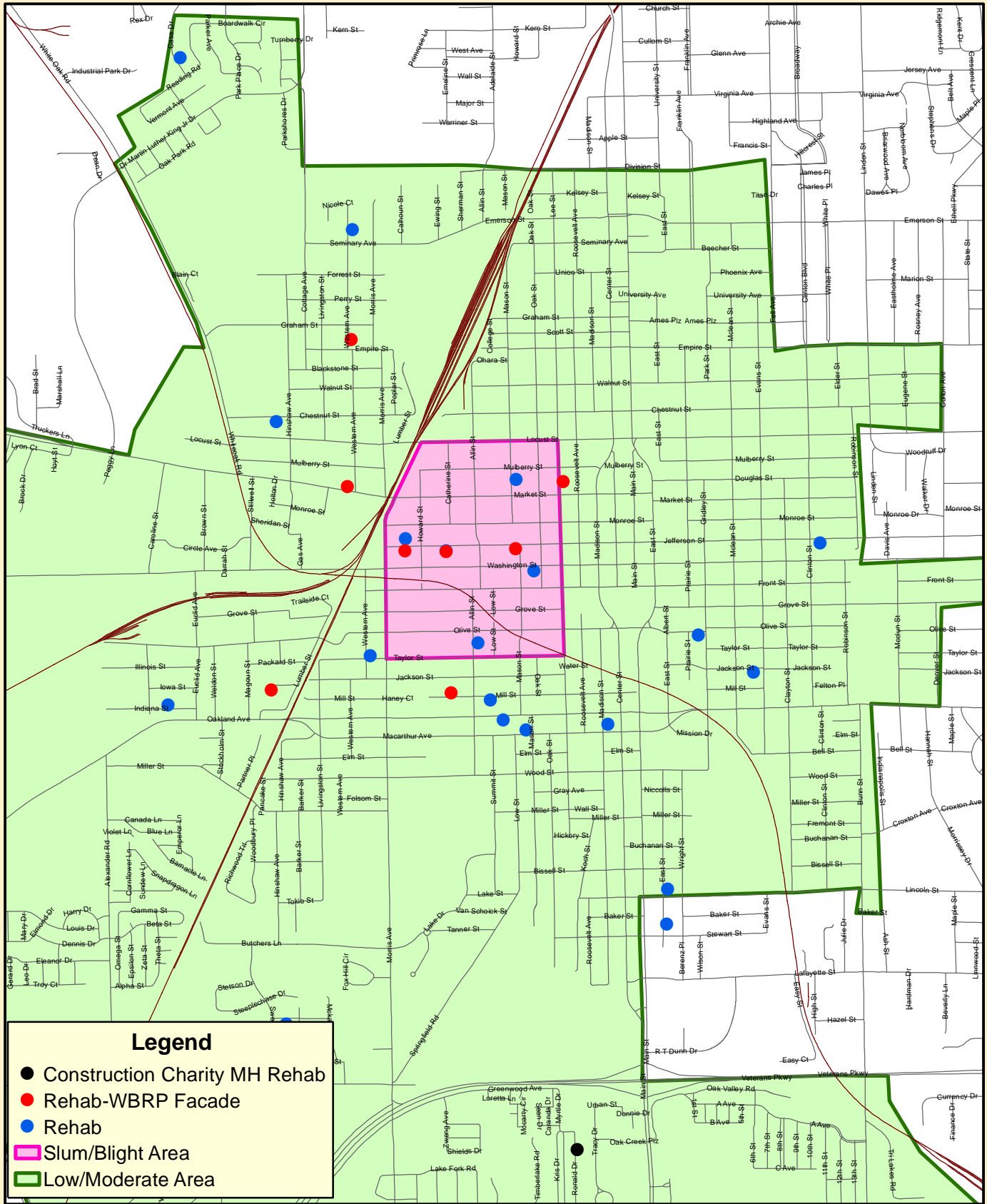
Map Created: June 2016



FY41 2015-16 Demolition Activities CDBG Funds

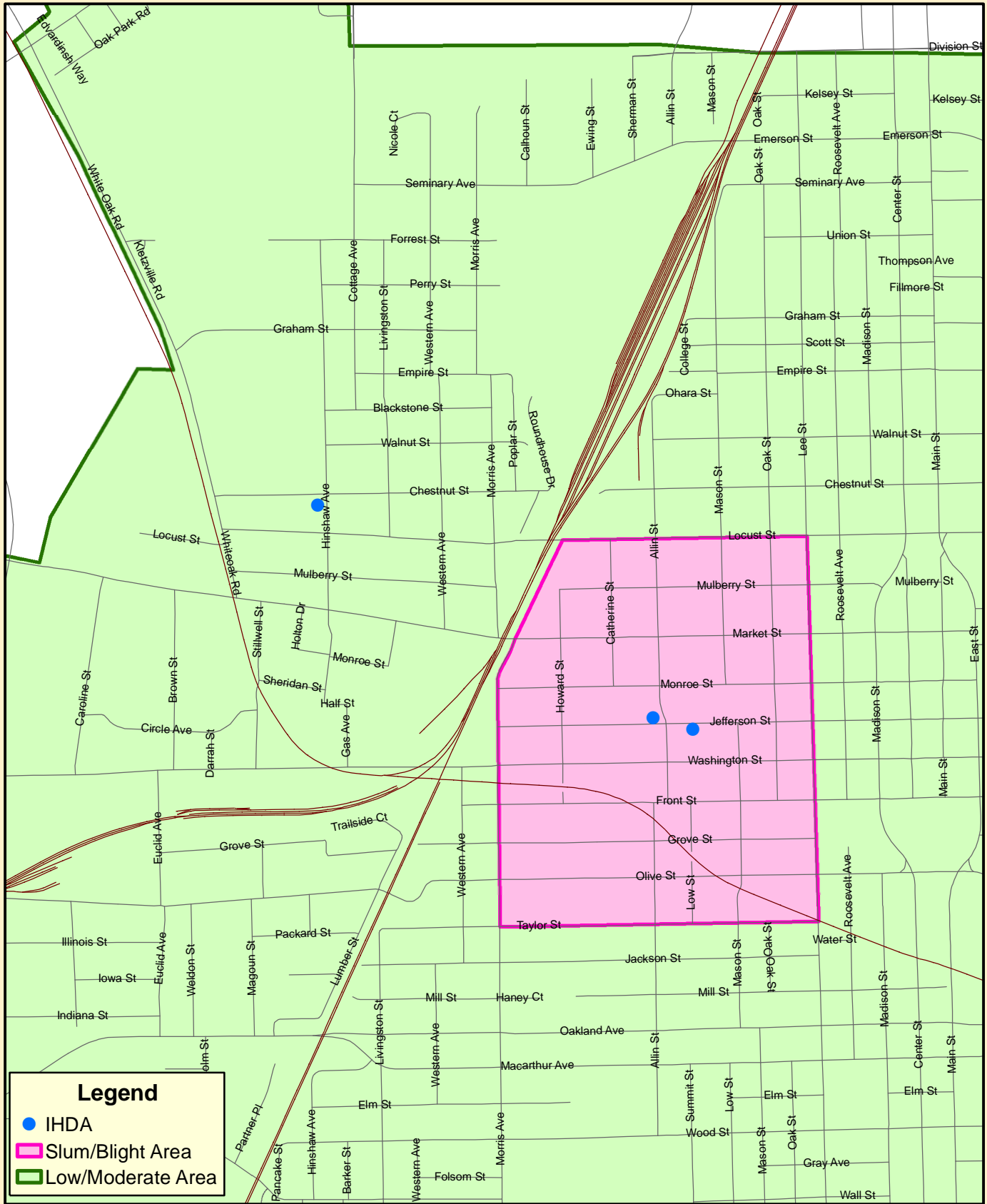
Map Created: June 2016



FY41 2015-16 Housing Rehabilitation Projects CDBG Funds



Map Created: June 2016



Legend

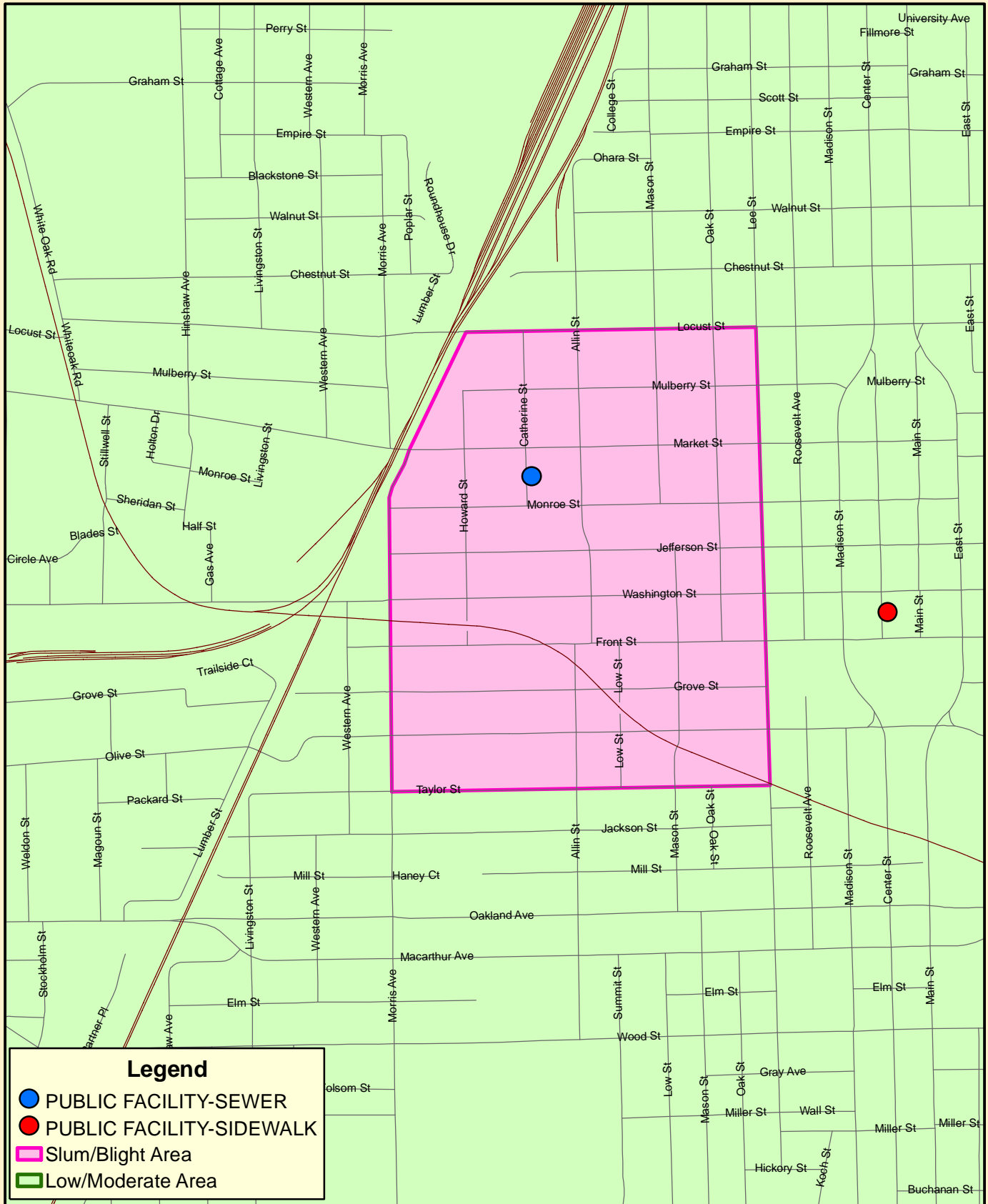
- IHDA
- Slum/Blight Area
- Low/Moderate Area

FY41 2015-16
IHDA - Abandoned Property Program

0 0.125 0.25 Miles

CITY OF Bloomington ILLINOIS

Map Created: June 2016



FY41 2015-16 Public Facilities CDBG Funds



0 0.125 0.25 Miles



Map Created: June 2016

Program Year 41 CAPER Appendix

- Section 2 – Reports

1. IDIS PR-01 – HUD Grants and Program Income
2. IDIS PR-02 – List of Activities by Program Year and Project
3. IDIS PR-03 – CDBG Activity Summary Report by Program Year
4. IDIS PR-05 – Drawdown Report by Project and Activity
5. IDIS PR-06 – Summary of Consolidated Plan Projects for Report Year
6. IDIS PR-10 – Housing Activities for Program Year 2015
7. IDIS PR-23 – CDBG Summary of Accomplishments for Program Year 2015
8. IDIS PR-26 – CDBG Financial Summary Report for Program Year 2015
9. IDIS PR-56 – Timeliness Report

U.S. DEPARTMENT OF HOUSING AND
URBAN DEVELOPMENT
OFFICE OF COMMUNITY PLANNING AND
DEVELOPMENT
PR01 - HUD Grants and Program Income

DATE: 7/6/2016
TIME: 1:33:16 PM
PAGE: 1/6

IDIS

Program	Fund Type	Grantee Name	Grant Number	Authorized Amount	Suballocated Amount	Amount Committed to Activities
CDBG	EN	BLOOMINGTON	B89MC170004	\$598,000.00	\$0.00	\$598,000.00
			B90MC170004	\$571,000.00	\$0.00	\$571,000.00
			B91MC170004	\$638,000.00	\$0.00	\$638,000.00
			B92MC170004	\$674,000.00	\$0.00	\$674,000.00
			B93MC170004	\$779,000.00	\$0.00	\$779,000.00
			B94MC170004	\$850,000.00	\$0.00	\$850,000.00
			B95MC170004	\$866,000.00	\$0.00	\$866,000.00
			B96MC170004	\$843,000.00	\$0.00	\$843,000.00
			B97MC170004	\$829,000.00	\$0.00	\$829,000.00
			B98MC170004	\$803,000.00	\$0.00	\$803,000.00
			B99MC170004	\$808,000.00	\$0.00	\$808,000.00
			B00MC170004	\$807,000.00	\$0.00	\$807,000.00
			B01MC170004	\$836,000.00	\$0.00	\$836,000.00
			B02MC170004	\$821,000.00	\$0.00	\$821,000.00
			B03MC170004	\$745,000.00	\$0.00	\$745,000.00
			B04MC170004	\$730,000.00	\$0.00	\$730,000.00
			B05MC170004	\$690,996.00	\$0.00	\$690,996.00
			B06MC170004	\$621,476.00	\$0.00	\$621,476.00
			B07MC170004	\$620,172.00	\$0.00	\$620,172.00
			B08MC170004	\$598,625.00	\$0.00	\$598,625.00
			B09MC170004	\$605,838.00	\$0.00	\$605,838.00
			B10MC170004	\$655,193.00	\$0.00	\$655,193.00
			B11MC170004	\$547,062.00	\$0.00	\$547,062.00
			B12MC170004	\$556,487.00	\$0.00	\$556,487.00
			B13MC170004	\$593,216.00	\$0.00	\$593,216.00
			B14MC170004	\$567,978.00	\$0.00	\$567,978.00
B15MC170004	\$549,498.00	\$0.00	\$482,444.51			
		BLOOMINGTON Subtotal:		\$18,804,541.00	\$0.00	\$18,737,487.51
		EN Subtotal:		\$18,804,541.00	\$0.00	\$18,737,487.51
PI	BLOOMINGTON	BLOOMINGTON	B97MC170004	\$100,456.37	\$0.00	\$100,456.37
			B98MC170004	\$279,605.92	\$0.00	\$279,605.92
			B99MC170004	\$299,353.00	\$0.00	\$299,353.00
			B00MC170004	\$230,934.96	\$0.00	\$230,934.96
			B01MC170004	\$346,461.90	\$0.00	\$346,461.90
			B02MC170004	\$400,312.50	\$0.00	\$400,312.50
			B03MC170004	\$324,401.40	\$0.00	\$324,401.40
			B04MC170004	\$236,575.00	\$0.00	\$236,575.00
			B05MC170004	\$256,608.42	\$0.00	\$256,608.42
			B06MC170004	\$201,512.80	\$0.00	\$201,512.80
			B07MC170004	\$496,027.30	\$0.00	\$496,027.30
			B08MC170004	\$158,104.80	\$0.00	\$158,104.80
			B09MC170004	\$139,404.80	\$0.00	\$139,404.80
			B10MC170004	\$132,493.89	\$0.00	\$132,493.89
			B11MC170004	\$40,000.00	\$0.00	\$40,000.00
			B12MC170004	\$71,994.17	\$0.00	\$71,994.17
B13MC170004	\$120,000.00	\$0.00	\$120,000.00			
B14MC170004	\$20,025.68	\$0.00	\$20,025.68			
B15MC170004	\$89,135.50	\$0.00	\$89,135.50			
		BLOOMINGTON Subtotal:		\$3,943,408.41	\$0.00	\$3,943,408.41
		PI Subtotal:		\$3,943,408.41	\$0.00	\$3,943,408.41
LA	BLOOMINGTON	BLOOMINGTON	B03MC170004	\$341,950.83	\$0.00	\$341,950.83

U.S. DEPARTMENT OF HOUSING AND
URBAN DEVELOPMENT
OFFICE OF COMMUNITY PLANNING AND
DEVELOPMENT
PR01 - HUD Grants and Program Income

DATE: 7/6/2016
TIME: 1:33:16 PM
PAGE: 2/6

IDIS

Program	Fund Type	Grantee Name	Grant Number	Net Drawn Amount	FY YTD Net Draw Amount	Available to Commit
CDBG	EN	BLOOMINGTON	B89MC170004	\$598,000.00	\$0.00	\$0.00
			B90MC170004	\$571,000.00	\$0.00	\$0.00
			B91MC170004	\$638,000.00	\$0.00	\$0.00
			B92MC170004	\$674,000.00	\$0.00	\$0.00
			B93MC170004	\$779,000.00	\$0.00	\$0.00
			B94MC170004	\$850,000.00	\$0.00	\$0.00
			B95MC170004	\$866,000.00	\$0.00	\$0.00
			B96MC170004	\$843,000.00	\$0.00	\$0.00
			B97MC170004	\$829,000.00	\$0.00	\$0.00
			B98MC170004	\$803,000.00	\$0.00	\$0.00
			B99MC170004	\$808,000.00	\$0.00	\$0.00
			B00MC170004	\$807,000.00	\$0.00	\$0.00
			B01MC170004	\$836,000.00	\$0.00	\$0.00
			B02MC170004	\$821,000.00	\$0.00	\$0.00
			B03MC170004	\$745,000.00	\$0.00	\$0.00
			B04MC170004	\$730,000.00	\$0.00	\$0.00
			B05MC170004	\$690,996.00	\$0.00	\$0.00
			B06MC170004	\$621,476.00	\$0.00	\$0.00
			B07MC170004	\$620,172.00	\$0.00	\$0.00
			B08MC170004	\$598,625.00	\$0.00	\$0.00
			B09MC170004	\$605,838.00	\$0.00	\$0.00
B10MC170004	\$655,193.00	\$0.00	\$0.00			
B11MC170004	\$547,062.00	\$0.00	\$0.00			
B12MC170004	\$556,487.00	\$0.00	\$0.00			
B13MC170004	\$593,216.00	\$0.00	\$0.00			
B14MC170004	\$567,821.75	\$103,728.78	\$0.00			
B15MC170004	\$445,071.21	\$437,348.17	\$67,053.49			
		BLOOMINGTON Subtotal:		\$18,699,957.96	\$541,076.95	\$67,053.49
		EN Subtotal:		\$18,699,957.96	\$541,076.95	\$67,053.49
PI	BLOOMINGTON	B97MC170004	\$100,456.37	\$0.00	\$0.00	
		B98MC170004	\$279,605.92	\$0.00	\$0.00	
		B99MC170004	\$299,353.00	\$0.00	\$0.00	
		B00MC170004	\$230,934.96	\$0.00	\$0.00	
		B01MC170004	\$346,461.90	\$0.00	\$0.00	
		B02MC170004	\$400,312.50	\$0.00	\$0.00	
		B03MC170004	\$324,401.40	\$0.00	\$0.00	
		B04MC170004	\$236,575.00	\$12,403.17	\$0.00	
		B05MC170004	\$256,608.42	\$0.00	\$0.00	
		B06MC170004	\$201,512.80	\$0.00	\$0.00	
		B07MC170004	\$496,027.30	\$0.00	\$0.00	
		B08MC170004	\$158,104.80	\$0.00	\$0.00	
		B09MC170004	\$139,404.80	\$0.00	\$0.00	
		B10MC170004	\$132,493.89	\$0.00	\$0.00	
		B11MC170004	\$40,000.00	\$0.00	\$0.00	
B12MC170004	\$71,994.17	\$0.00	\$0.00			
B13MC170004	\$120,000.00	\$0.00	\$0.00			
B14MC170004	\$20,025.68	\$0.00	\$0.00			
B15MC170004	\$76,317.06	\$37,779.48	\$0.00			
		BLOOMINGTON Subtotal:		\$3,930,589.97	\$50,182.65	\$0.00
		PI Subtotal:		\$3,930,589.97	\$50,182.65	\$0.00
LA	BLOOMINGTON	B03MC170004	\$125,000.00	\$125,000.00	\$0.00	

U.S. Department of Housing and Urban Development
 Office of Community Planning and Development
 Integrated Disbursement and Information System
 List of Activities By Program Year And Project
 BLOOMINGTON, IL

REPORT FOR CPD PROGRAM CDBG
 PGM YR 2015

Plan Year	IDIS Project	Project	IDIS Activity ID	Activity Name	Activity Status	Program	Funded Amount	Draw Amount	Balance
2015	1	Rehabilitation Grants and Loans	1107	#895/308 S. Allin St.	Completed	CDBG	\$30,300.38	\$30,300.38	\$0.00
			1108	#896/507 N. Mason St.	Completed	CDBG	\$19,700.00	\$19,700.00	\$0.00
			1111	#897/1621 Indiana St.	Completed	CDBG	\$25,918.00	\$25,918.00	\$0.00
			1112	#898/1210 S. East St.	Completed	CDBG	\$5,644.19	\$5,644.19	\$0.00
			1120	#899/604 W. Washington	Completed	CDBG	\$3,100.00	\$3,100.00	\$0.00
			1124	#900/310 S. Western Ave.	Completed	CDBG	\$1,739.99	\$1,739.99	\$0.00
			1127	#901/716 W. Mill St.	Completed	CDBG	\$2,600.00	\$2,600.00	\$0.00
			1128	#902/606 S. Madison	Completed	CDBG	\$1,327.56	\$1,327.56	\$0.00
			1129	#903/1507 N. Western Ave.	Completed	CDBG	\$6,025.00	\$6,025.00	\$0.00
			1132	#904/907 W. Jefferson St.	Completed	CDBG	\$4,200.00	\$4,200.00	\$0.00
			1133	#905/2107 Case Dr.	Completed	CDBG	\$4,565.38	\$4,565.38	\$0.00
			1135	#906/1506 W. Chestnut	Completed	CDBG	\$20,910.00	\$20,910.00	\$0.00
			1136	#907/603 W. MacArthur	Completed	CDBG	\$1,325.00	\$1,325.00	\$0.00
			1137	#908/303 E. Olive	Completed	CDBG	\$18,255.00	\$18,255.00	\$0.00
			1138	#909/1412 S. East St.	Completed	CDBG	\$23,739.00	\$23,739.00	\$0.00
			1139	#910/818 W. Jefferson St.	Completed	CDBG	\$15,675.00	\$15,675.00	\$0.00
			1146	#913/Construction Charities	Completed	CDBG	\$13,030.00	\$13,030.00	\$0.00
			1147	#911/618 W. Oakland Ave.	Completed	CDBG	\$24,757.00	\$24,757.00	\$0.00
			1148	#912/509 E. Jackson St.	Completed	CDBG	\$6,116.68	\$6,116.68	\$0.00
	1150	MARCFIRST Ramp	Completed	CDBG	\$674.10	\$674.10	\$0.00		
1151	#914/1404 Hollycrest	Completed	CDBG	\$7,800.00	\$7,800.00	\$0.00			
		Project Total					\$237,402.28	\$237,402.28	\$0.00
	2	Rehabilitation Service Deliver Costs	1109	Rehab Service Delivery Costs	Completed	CDBG	\$7,131.23	\$7,131.23	\$0.00
		Project Total					\$7,131.23	\$7,131.23	\$0.00
	3	Administration and General Management	1110	Administration and General Management	Completed	CDBG	\$8,049.86	\$8,049.86	\$0.00
		Project Total					\$8,049.86	\$8,049.86	\$0.00
	4	Demolition Program	1121	407 N. Allin - Demo	Canceled	CDBG	\$0.00	\$0.00	\$0.00
			1122	DEMO-407 N. Allin St.	Open	CDBG	\$23,701.00	\$23,701.00	\$0.00
			1126	Demo - 801 W. Jefferson	Open	CDBG	\$30,665.09	\$30,665.09	\$0.00
			1131	Demo - 710 1/2 W. Monroe	Open	CDBG	\$45,032.66	\$45,032.66	\$0.00
			1134	Demo - 714 W. Jefferson	Completed	CDBG	\$19,230.79	\$19,230.79	\$0.00
		Project Total					\$118,629.54	\$118,629.54	\$0.00
	5	Public Services	1113	Peace Meals Senior Nutrition	Completed	CDBG	\$20,000.00	\$20,000.00	\$0.00
			1117	Homeless Outreach Worker	Completed	CDBG	\$14,000.00	\$14,000.00	\$0.00
			1118	Housing and Benefits Specialist	Completed	CDBG	\$9,680.00	\$9,680.00	\$0.00

U.S. Department of Housing and Urban Development
 Office of Community Planning and Development
 Integrated Disbursement and Information System
 List of Activities By Program Year And Project
 BLOOMINGTON, IL

Plan Year	IDIS Project	Project	IDIS Activity ID	Activity Name	Activity Status	Program	Funded Amount	Draw Amount	Balance
2015	5	Public Services	1119	Emergency Grant Program	Completed	CDBG	\$20,000.00	\$20,000.00	\$0.00
			1149	BHA Section 3 Training	Completed	CDBG	\$10,000.00	\$10,000.00	\$0.00
		Project Total					\$73,680.00	\$73,680.00	\$0.00
	6	Infrastructure	1125	Catherine St. Sewer	Completed	CDBG	\$228,071.36	\$228,071.36	\$0.00
		Project Total					\$228,071.36	\$228,071.36	\$0.00
	7	West Bloomington Revitalization Project Tool Library	1114	WBRP Tool Library	Completed	CDBG	\$5,000.00	\$5,000.00	\$0.00
		Project Total					\$5,000.00	\$5,000.00	\$0.00
	8	West Bloomington Revitalization Project Fascade Program	1115	WBRP Facade Program	Completed	CDBG	\$10,000.00	\$10,000.00	\$0.00
		Project Total					\$10,000.00	\$10,000.00	\$0.00
	10	Downtown Sidewalks	1123	Sidewalk - 113 N. Center	Canceled	CDBG	\$0.00	\$0.00	\$0.00
			1130	113 N. Center St.	Completed	CDBG	\$3,890.00	\$3,890.00	\$0.00
		Project Total					\$3,890.00	\$3,890.00	\$0.00
	11	Activity #609 Repayment	1140	15 Richwood Trail - #609 Replacement	Completed	CDBG	\$25,000.00	\$25,000.00	\$0.00
			1141	17 Richwood Trail - #609 Replacement	Completed	CDBG	\$25,000.00	\$25,000.00	\$0.00
			1142	1210 Woodbury Place - #609 Replacement	Completed	CDBG	\$25,000.00	\$25,000.00	\$0.00
			1143	1110 Woodbury - #609 Replacement	Completed	CDBG	\$25,000.00	\$25,000.00	\$0.00
			1144	1108 Woodbury - #609 Replacement	Completed	CDBG	\$25,000.00	\$25,000.00	\$0.00
			1145	Sewer Lining - #609 Replacement	Open	CDBG	\$229,354.00	\$0.00	\$229,354.00
		Project Total					\$354,354.00	\$125,000.00	\$229,354.00
	Program Total					CDBG	\$1,046,208.27	\$816,854.27	\$229,354.00
	2015 Total						\$1,046,208.27	\$816,854.27	\$229,354.00
	Program Grand Total					CDBG	\$1,046,208.27	\$816,854.27	\$229,354.00
	Grand Total						\$1,046,208.27	\$816,854.27	\$229,354.00

U.S. Department of Housing and Urban Development
 Office of Community Planning and Development
 Integrated Disbursement and Information System
 Drawdown Report by Project and Activity
 BLOOMINGTON , IL

REPORT FOR PROGRAM : CDBG
 PGM YR : 2015
 PROJECT : ALL
 ACTIVITY : ALL

			EN									
Program Year/ Project	IDIS Act ID	Activity Name	Prior Year	Voucher Number	Line Item	Voucher Status	LOCCS Send Date	Grant Year	Grant Number	Fund Type	Drawn Amount	
2015 1	1107	Rehabilitation Grants and Loans #895/308 S. Allin St.		5817500	1	Completed	6/10/2015	2014	B14MC170004	EN	\$1,560.00	
				5820970	1	Completed	6/19/2015	2014	B14MC170004	EN	\$28,740.38	
			Activity Total									\$30,300.38
2015 1	1108	Rehabilitation Grants and Loans #896/507 N. Mason St.		5827745	5	Completed	7/13/2015	2014	B14MC170004	EN	\$19,700.00	
			Activity Total									\$19,700.00
2015 1	1111	Rehabilitation Grants and Loans #897/1621 Indiana St.		5820970	2	Completed	6/19/2015	2014	B14MC170004	EN	\$1,550.00	
				5827745	4	Completed	7/13/2015	2014	B14MC170004	EN	\$23,368.00	
				5837151	1	Completed	8/11/2015	2014	B14MC170004	EN	\$1,000.00	
			Activity Total									\$25,918.00
2015 1	1112	Rehabilitation Grants and Loans #898/1210 S. East St.		5822855	1	Completed	6/25/2015	2014	B14MC170004	EN	\$5,644.19	
			Activity Total									\$5,644.19
2015 1	1120	Rehabilitation Grants and Loans #899/604 W. Washington		5827745	1	Completed	7/13/2015	2014	B14MC170004	EN	\$3,100.00	
			Activity Total									\$3,100.00
2015 1	1124	Rehabilitation Grants and Loans #900/310 S. Western Ave.		5847719	3	Completed	9/15/2015	2015	B15MC170004	EN	\$1,739.99	
			Activity Total									\$1,739.99

U.S. Department of Housing and Urban Development
 Office of Community Planning and Development
 Integrated Disbursement and Information System
 Drawdown Report by Project and Activity
 BLOOMINGTON , IL

			EN									
Program Year/ Project	IDIS Act ID	Activity Name	Prior Year	Voucher Number	Line Item	Voucher Status	LOCCS Send Date	Grant Year	Grant Number	Fund Type	Drawn Amount	
2015 1		Rehabilitation Grants and Loans	1127	#901/716 W. Mill St.								
				5866165	3	Completed	11/9/2015	2015	B15MC170004	PI	\$2,600.00	
											Activity Total	\$2,600.00
2015 1		Rehabilitation Grants and Loans	1128	#902/606 S. Madison								
				5866493	1	Completed	11/10/2015	2015	B15MC170004	PI	\$1,327.56	
											Activity Total	\$1,327.56
2015 1		Rehabilitation Grants and Loans	1129	#903/1507 N. Western Ave.								
				5870738	2	Completed	11/23/2015	2014	B14MC170004	EN	\$6,025.00	
											Activity Total	\$6,025.00
2015 1		Rehabilitation Grants and Loans	1132	#904/907 W. Jefferson St.								
				5870738	5	Completed	11/23/2015	2015	B15MC170004	EN	\$4,200.00	
											Activity Total	\$4,200.00
2015 1		Rehabilitation Grants and Loans	1133	#905/2107 Case Dr.								
				5879251	2	Completed	12/18/2015	2015	B15MC170004	EN	\$4,565.38	
											Activity Total	\$4,565.38
2015 1		Rehabilitation Grants and Loans	1135	#906/1506 W. Chestnut								
				5884663	1	Completed	1/8/2016	2015	B15MC170004	PI	\$1,325.00	
				5889420	1	Completed	1/25/2016	2015	B15MC170004	EN	\$18,540.00	
				5894054	3	Completed	2/8/2016	2015	B15MC170004	EN	\$800.00	
				5904973	2	Completed	3/11/2016	2015	B15MC170004	EN	\$245.00	
											Activity Total	\$20,910.00
2015 1		Rehabilitation Grants and Loans	1136	#907/603 W. MacArthur								
				5884663	2	Completed	1/8/2016	2015	B15MC170004	PI	\$1,325.00	
											Activity Total	\$1,325.00
2015 1		Rehabilitation Grants and Loans	1137	#908/303 E. Olive								

U.S. Department of Housing and Urban Development
 Office of Community Planning and Development
 Integrated Disbursement and Information System
 Drawdown Report by Project and Activity
 BLOOMINGTON , IL

Program Year/ Project		IDIS Act ID	Activity Name	Prior Year	Voucher Number	Line Item	Voucher Status	LOCCS Send Date	Grant Year	Grant Number	Fund Type	Drawn Amount
EN												
					5884663	3	Completed	1/8/2016	2015	B15MC170004	EN	\$456.60
					5884663	4	Completed	1/8/2016	2015	B15MC170004	PI	\$868.40
					5914078	3	Completed	4/11/2016	2015	B15MC170004	EN	\$16,555.00
					5919514	1	Completed	4/25/2016	2015	B15MC170004	EN	\$375.00
					Activity Total							\$18,255.00
2015	1		Rehabilitation Grants and Loans	1138	#909/1412 S. East St.							
					5884663	5	Completed	1/8/2016	2015	B15MC170004	EN	\$1,325.00
					5909864	3	Completed	3/28/2016	2015	B15MC170004	EN	\$15,714.68
					5909864	4	Completed	3/28/2016	2015	B15MC170004	PI	\$6,699.32
					Activity Total							\$23,739.00
2015	1		Rehabilitation Grants and Loans	1139	#910/818 W. Jefferson St.							
					5884663	6	Completed	1/8/2016	2015	B15MC170004	EN	\$1,325.00
					5914285	1	Completed	4/11/2016	2015	B15MC170004	EN	\$14,350.00
					Activity Total							\$15,675.00
2015	1		Rehabilitation Grants and Loans	1146	#913/Construction Charities							
					5898654	1	Completed	2/22/2016	2014	B14MC170004	LA	\$633.00
					5898654	2	Completed	2/22/2016	2015	B15MC170004	EN	\$12,397.00
					Activity Total							\$13,030.00
2015	1		Rehabilitation Grants and Loans	1147	#911/618 W. Oakland Ave.							
					5904966	5	Completed	3/11/2016	2015	B15MC170004	EN	\$1,525.00
					5914078	2	Completed	4/11/2016	2015	B15MC170004	EN	\$23,232.00
					Activity Total							\$24,757.00
2015	1		Rehabilitation Grants and Loans	1148	#912/509 E. Jackson St.							
					5904966	6	Completed	3/11/2016	2015	B15MC170004	EN	\$6,116.68
					Activity Total							\$6,116.68
2015	1		Rehabilitation Grants and Loans	1150	MARCFIRST Ramp							

U.S. Department of Housing and Urban Development
 Office of Community Planning and Development
 Integrated Disbursement and Information System
 Drawdown Report by Project and Activity
 BLOOMINGTON , IL

Program Year/ Project		IDIS Act ID	Activity Name	Prior Year	Voucher Number	Line Item	Voucher Status	LOCCS Send Date	Grant Year	Grant Number	Fund Type	Drawn Amount
					5904966	1	Completed	3/11/2016	2015	B15MC170004	EN	\$674.10
					Activity Total							\$674.10
2015	1	Rehabilitation Grants and Loans	1151	#914/1404 Hollycrest								
					5915595	1	Completed	4/14/2016	2004	B04MC170004	PI	\$6,220.00
					5915595	2	Completed	4/14/2016	2015	B15MC170004	EN	\$1,580.00
					Activity Total							\$7,800.00
					Project Total							237,402.28
2015	2	Rehabilitation Service Deliver Costs	1109	Rehab Service Delivery Costs								
					5817500	2	Completed	6/10/2015	2014	B14MC170004	EN	\$27.44
					5827745	3	Completed	7/13/2015	2015	B15MC170004	PI	\$27.22
					5837151	3	Completed	8/11/2015	2015	B15MC170004	PI	\$27.66
					5847719	1	Completed	9/15/2015	2015	B15MC170004	EN	\$27.00
					5848148	1	Completed	9/15/2015	2015	B15MC170004	EN	\$5,262.92
					5856998	1	Completed	10/13/2015	2015	B15MC170004	PI	\$27.11
					5861385	1	Completed	10/26/2015	2015	B15MC170004	PI	\$588.00
					5866493	2	Completed	11/10/2015	2015	B15MC170004	PI	\$27.22
					5884661	1	Completed	1/8/2016	2015	B15MC170004	PI	\$54.55
					5904966	3	Completed	3/11/2016	2004	B04MC170004	PI	\$456.00
					5914078	4	Completed	4/11/2016	2004	B04MC170004	PI	\$226.00
					5919514	3	Completed	4/25/2016	2004	B04MC170004	PI	\$66.24
					5919514	4	Completed	4/25/2016	2015	B15MC170004	EN	\$132.76
					5924137	1	Completed	5/10/2016	2015	B15MC170004	PI	\$27.11
					5925838	1	Completed	5/16/2016	2015	B15MC170004	PI	\$154.00
					Activity Total							\$7,131.23
					Project Total							7,131.23
2015	3	Administration and General Management	1110	Administration and General Management								
					5817500	3	Completed	6/10/2015	2014	B14MC170004	PI	\$47.68

U.S. Department of Housing and Urban Development
 Office of Community Planning and Development
 Integrated Disbursement and Information System
 Drawdown Report by Project and Activity
 BLOOMINGTON , IL

Program Year/ Project		IDIS Act ID	Activity Name	Prior Year	Voucher Number	Line Item	Voucher Status	LOCCS Send Date	Grant Year	Grant Number	Fund Type	Drawn Amount
					5827745	2	Completed	7/13/2015	2015	B15MC170004	PI	\$20.84
					5828944	1	Completed	7/15/2015	2015	B15MC170004	PI	\$965.00
					5833999	1	Completed	7/30/2015	2014	B14MC170004	EN	\$595.06
					5833999	2	Completed	7/30/2015	2015	B15MC170004	PI	\$891.51
					5837151	2	Completed	8/11/2015	2015	B15MC170004	PI	\$127.83
					5847719	2	Completed	9/15/2015	2015	B15MC170004	EN	\$639.00
					5852500	2	Completed	9/29/2015	2015	B15MC170004	EN	\$54.13
					5856998	2	Completed	10/13/2015	2015	B15MC170004	PI	\$571.34
					5866165	2	Completed	11/9/2015	2014	B14MC170004	EN	\$191.41
					5870738	1	Completed	11/23/2015	2014	B14MC170004	EN	\$35.00
					5879251	1	Completed	12/18/2015	2015	B15MC170004	EN	\$195.45
					5880016	1	Completed	12/21/2015	2015	B15MC170004	PI	\$1,000.00
					5894054	4	Completed	2/8/2016	2014	B14MC170004	EN	\$31.85
					5904966	7	Completed	3/11/2016	2014	B14MC170004	EN	\$127.34
					5904966	8	Completed	3/11/2016	2015	B15MC170004	EN	\$142.14
					5904973	1	Completed	3/11/2016	2015	B15MC170004	EN	\$1,000.00
					5909864	1	Completed	3/28/2016	2015	B15MC170004	PI	\$937.18
					5914078	5	Completed	4/11/2016	2015	B15MC170004	EN	\$142.15
					5919514	2	Completed	4/25/2016	2015	B15MC170004	EN	\$209.41
					5924137	2	Completed	5/10/2016	2015	B15MC170004	PI	\$44.83
					5924142	1	Completed	5/10/2016	2015	B15MC170004	PI	\$80.71
					Activity Total							\$8,049.86
					Project Total							8,049.86
2015	4		Demolition Program	1122	DEMO-407 N. Allin St.							
					5837151	4	Completed	8/11/2015	2014	B14MC170004	EN	\$1,000.00
					5852500	1	Completed	9/29/2015	2014	B14MC170004	EN	\$22,701.00
					Activity Total							\$23,701.00

U.S. Department of Housing and Urban Development
 Office of Community Planning and Development
 Integrated Disbursement and Information System
 Drawdown Report by Project and Activity
 BLOOMINGTON , IL

Program Year/ Project			IDIS Act ID	Activity Name	Prior Year	Voucher Number	Line Item	Voucher Status	LOCCS Send Date	Grant Year	Grant Number	Fund Type	Drawn Amount	
2015	4	Demolition Program	1126	Demo - 801 W. Jefferson										
						5861784	1	Completed	10/27/2015	2014	B14MC170004	EN	\$954.35	
						5894054	1	Completed	2/8/2016	2014	B14MC170004	EN	\$19,045.65	
						5894054	2	Completed	2/8/2016	2015	B15MC170004	EN	\$10,665.09	
													Activity Total	\$30,665.09
2015	4	Demolition Program	1131	Demo - 710 1/2 W. Monroe										
						5870738	4	Completed	11/23/2015	2015	B15MC170004	EN	\$45,032.66	
													Activity Total	\$45,032.66
2015	4	Demolition Program	1134	Demo - 714 W. Jefferson										
						5904966	4	Completed	3/11/2016	2015	B15MC170004	EN	\$10.99	
						5909864	2	Completed	3/28/2016	2015	B15MC170004	PI	\$16,499.00	
						5914078	1	Completed	4/11/2016	2015	B15MC170004	EN	\$2,715.00	
						5919514	5	Completed	4/25/2016	2015	B15MC170004	EN	\$2.90	
						5924137	3	Completed	5/10/2016	2004	B04MC170004	PI	\$2.90	
													Activity Total	\$19,230.79
													Project Total	118,629.54
2015	5	Public Services	1113	Peace Meals Senior Nutrition										
						5826900	1	Completed	7/9/2015	2014	B14MC170004	PI	\$3,522.48	
						5826900	2	Completed	7/9/2015	2015	B15MC170004	PI	\$16,477.52	
													Activity Total	\$20,000.00
2015	5	Public Services	1117	Homeless Outreach Worker										
						5826900	5	Completed	7/9/2015	2014	B14MC170004	EN	\$14,000.00	
													Activity Total	\$14,000.00
2015	5	Public Services	1118	Housing and Benefits Specialist										
						5826900	6	Completed	7/9/2015	2014	B14MC170004	EN	\$9,680.00	
													Activity Total	\$9,680.00

U.S. Department of Housing and Urban Development
 Office of Community Planning and Development
 Integrated Disbursement and Information System
 Drawdown Report by Project and Activity
 BLOOMINGTON , IL

Program Year/ Project			IDIS Act ID	Activity Name	Prior Year	Voucher Number	Line Item	Voucher Status	LOCCS Send Date	Grant Year	Grant Number	Fund Type	Drawn Amount	
						5870738	3	Completed	11/23/2015	2014	B14MC170004	EN	\$3,890.00	
													Activity Total	\$3,890.00
													Project Total	3,890.00
2015	11	Activity #609 Repayment	1140	15 Richwood Trail - #609 Replacement		5893431	1	Completed	2/8/2016	2003	B03MC170004	LA	\$25,000.00	
													Activity Total	\$25,000.00
2015	11	Activity #609 Repayment	1141	17 Richwood Trail - #609 Replacement		5893431	2	Completed	2/8/2016	2003	B03MC170004	LA	\$25,000.00	
													Activity Total	\$25,000.00
2015	11	Activity #609 Repayment	1142	1210 Woodbury Place - #609 Replacement		5893431	3	Completed	2/8/2016	2003	B03MC170004	LA	\$25,000.00	
													Activity Total	\$25,000.00
2015	11	Activity #609 Repayment	1143	1110 Woodbury - #609 Replacement		5893431	4	Completed	2/8/2016	2003	B03MC170004	LA	\$25,000.00	
													Activity Total	\$25,000.00
2015	11	Activity #609 Repayment	1144	1108 Woodbury - #609 Replacement		5893431	5	Completed	2/8/2016	2003	B03MC170004	LA	\$25,000.00	
													Activity Total	\$25,000.00
													Project Total	125,000.00
													Program Year 2015 Total	816,854.27

U.S. DEPARTMENT OF HOUSING AND
URBAN DEVELOPMENT
OFFICE OF COMMUNITY PLANNING AND
DEVELOPMENT

DATE: 7/6/2016
TIME: 1:43:23 PM
PAGE: 1/4

PR06 - Summary of Consolidated Plan
Projects for Report Year

IDIS

Plan IDIS
Year Project **Project Title and Description**

2015 1	Rehabilitation Grants and Loans	This project will provide funding to low and moderate income households for necessary/emergent home repairs.
2	Rehabilitation Service Deliver Costs	This project will provide funding to support the costs of administering the Rehabilitation Loan Program. Associated costs may include items such as license renewal fees and refresher courses, credit checks for loan applicants, etc.
3	Administration and General Management	The project will support the administration costs associated with implementation of the CDBG grant and its projects and activities. Funding will cover administrative expenses such as staff training and in-services, postage, contracted services, etc.
4	Demolition Program	This project will help eliminate the slums and blight of deteriorated structures by funding for clearance and demolition of accessory structures and/or housing/buildings. Properties will be donated to either YouthBuild or Habitat for Humanities for new construction of affordable housing when possible.
5	Public Services	The City will utilize CDBG funds to assist local organizations to enhance the quality of life for the residents of Bloomington through Public Service projects. The City will provide funding for Peace Meals senior nutrition program for Bloomington residents. Peace Meals allows many elderly residents to age-in-place by providing home-delivery of up to five meals a week. Residents can also choose to take their meals at a community site which provides an opportunity for social interaction. The City will support residents in need of emergency assistance with rent, utilities, food, etc through an Emergency Grant to PATH. PATH will administer the grant providing funding directly to the service provider. The City will also support PATH by partially funding two FTE position - a Housing Benefits Specialist and a Homeless Outreach Worker. The City will providing funding to the Bloomington Housing Authority to partially fund its week-long job/life skills training program for Housing Authority residents.
6	Infrastructure	This project will provide sewer improvements on N. Catherine St. It will replace the existing substandard 6" line with a new main, new street, curb and guttering; sewer to hook-up for up to 6 residential lines on the block. Additionally, a sewer project on Jackson St. was included (budgeted)in the PY40 Action Plan but the work may not begin until PY41. If not, \$100,000 in carry-forward funds will be utilized for the Jackson St. project in PY41.
7	West Bloomington Revitalization Project Tool Library	This project will provide grant funding to the West Bloomington Revitalization Project's tool lending library. Residents are able to rent home repair tools at no cost from the library.
8	West Bloomington Revitalization Project Fascade Program	This project will provide funding to the West Bloomington Revitalization Project to support its Fascade Program. The Fascade Program assists homeowners in West Bloomington with external repairs such as gutters, painting, porch repairs, roofing, etc.
9	Housing Rehabilitation Program	Single-Family, Owner-Occupied Housing Rehabilitation
10	Downtown Sidewalks	This project will fund 2-3 sidewalk spot replacement repairs/replacement in Downtown Bloomington.

U.S. DEPARTMENT OF HOUSING AND
 URBAN DEVELOPMENT
 OFFICE OF COMMUNITY PLANNING AND
 DEVELOPMENT
 PR06 - Summary of Consolidated Plan
 Projects for Report Year

DATE: 7/6/2016
 TIME: 1:43:23 PM
 PAGE: 2/4

IDIS

Program	Project Estimate	Committed Amount	Amount Drawn Thru Report Year	Amount Available to Draw	Amount Drawn in Report Year
CDBG	\$246,047.00	\$237,402.28	\$237,402.28	\$0.00	\$237,402.28
CDBG	\$7,025.00	\$7,131.23	\$6,950.12	\$181.11	\$6,950.12
CDBG	\$10,000.00	\$8,049.86	\$7,924.32	\$125.54	\$7,924.32
CDBG	\$116,409.00	\$118,629.54	\$118,626.64	\$2.90	\$118,626.64
CDBG	\$68,680.00	\$73,680.00	\$73,680.00	\$0.00	\$73,680.00
CDBG	\$228,000.00	\$228,071.36	\$228,071.36	\$0.00	\$228,071.36
CDBG	\$5,000.00	\$5,000.00	\$5,000.00	\$0.00	\$5,000.00
CDBG	\$10,000.00	\$10,000.00	\$10,000.00	\$0.00	\$10,000.00
CDBG	\$145,000.00	\$0.00	\$0.00	\$0.00	\$0.00
CDBG	\$10,000.00	\$3,890.00	\$3,890.00	\$0.00	\$3,890.00

U.S. DEPARTMENT OF HOUSING AND
URBAN DEVELOPMENT
OFFICE OF COMMUNITY PLANNING AND
DEVELOPMENT

DATE: 7/6/2016
TIME: 1:43:23 PM
PAGE: 3/4

PR06 - Summary of Consolidated Plan
Projects for Report Year

IDIS

Plan IDIS
Year Project **Project Title and Description**

2015 11	Activity #609 Repayment	This project will result in 6 replacement activities for the Woodbury Subdivision (Activity 609). Activity 609 was funded in 2004 using \$341,950.83 in Entitlement Funds and 12,403.17 in Program Income for a total of \$354,354. In 2015, HUD determined that all but \$125,000 failed to meet a National Objective and the balance needed to be returned. Per HUD's instructions, 5 new housing activities will be set up at \$25,000 each and the remaining balance will be attributed to a new, previously unfunded activity. The addresses for the 5 properties are: 15 Richwood Trail, 17 Richwood Trail, 1210 Woodbury Place, 1110 Woodbury Place and 1108 Woodbury Place. The remaining balance of \$229,354 will be utilized on a new sewer lining project in the City's low and moderate income area. These funds will be added to the City's local account in IDIS from the City's General Fund.
---------	-------------------------	---

U.S. DEPARTMENT OF HOUSING AND
URBAN DEVELOPMENT
OFFICE OF COMMUNITY PLANNING AND
DEVELOPMENT
PR06 - Summary of Consolidated Plan
Projects for Report Year

DATE: 7/6/2016
TIME: 1:43:23 PM
PAGE: 4/4

IDIS

Program	Project Estimate	Committed Amount	Amount Drawn Thru Report Year	Amount Available to Draw	Amount Drawn in Report Year
CDBG	\$354,354.00	\$354,354.00	\$125,000.00	\$229,354.00	\$125,000.00

U.S. Department of Housing and Urban Development
 Office of Community Planning and Development
 Integrated Disbursement and Information System
 Program Income Details by Fiscal Year and Program
 BLOOMINGTON, IL

Report for Program:CDBG

*Data Only Provided for Time Period Queried:05-01-2015 to 04-30-2016

Program Year	Program	Associated Grant Number	Fund Type	Estimated Income for Year	Transaction	Voucher #	Voucher Created	Voucher Type	IDIS Proj. ID	IDIS Actv. ID	Matrix Code	Received/Drawn Amount	
2004	CDBG	B04MC170004	PI	189,600.00	DRAWS								
						5904966-003	03-11-16	PY	2	1109	14H	456.00	
						5914078-004	04-11-16	PY	2	1109	14H	226.00	
						5915595-001	04-14-16	PY	1	1151	14A	6,220.00	
						5919514-003	04-25-16	PY	2	1109	14H	66.24	
											PI Receipts		
											PI Draws	6,968.24	
											PI Balance	(6,968.24)	
2004	CDBG											Total CDBG Receipts*:	
											Total CDBG Draws against Receipts*:	6,968.24	
											Total CDBG Receipt Fund Balance*:	(6,968.24)	
2014	CDBG	B14MC170004	PI	30,000.00	RECEIPTS								
						5165662-001	05-29-15		6	1067	21A	25.68	
					DRAWS								
						5812443-001	05-22-15	PY	6	1067	21A	24.92	
						5812443-002	05-22-15	PY	9	1068	14H	27.00	
						5812448-001	05-22-15	PY	6	1067	21A	25.68	
						5817500-003	06-09-15	PY	3	1110	21A	47.68	

Program Year	Program	Associated Grant Number	Fund Type	Estimated Income for Year	Transaction	Voucher #	Voucher Created	Voucher Type	IDIS Proj. ID	IDIS Actv. ID	Matrix Code	Received/Drawn Amount
						5826900-001	07-09-15	PY	5	1113	05A	3,522.48
												PI Receipts 25.68
												PI Draws 3,647.76
												PI Balance (3,622.08)
2014	CDBG											Total CDBG Receipts*: 25.68
												Total CDBG Draws against Receipts*: 3,647.76
												Total CDBG Receipt Fund Balance*: (3,622.08)
2015	CDBG	B03MC170004	LA	0.00								
					RECEIPTS							
					DRAWS	5185043-001	01-29-16		12	609	01	341,950.83
						5893431-001	02-04-16	PY	11	1140	12	25,000.00
						5893431-002	02-04-16	PY	11	1141	12	25,000.00
						5893431-003	02-04-16	PY	11	1142	12	25,000.00
						5893431-004	02-04-16	PY	11	1143	12	25,000.00
						5893431-005	02-04-16	PY	11	1144	12	25,000.00
												LA Receipts 341,950.83
												LA Draws 125,000.00
												LA Balance 216,950.83
2015	CDBG	B14MC170004	LA	0.00								
					RECEIPTS							
					DRAWS	5177538-001	10-21-15		5	720	04	633.00
						5898654-001	02-22-16	PY	1	1146	14A	633.00
												LA Receipts 633.00
												LA Draws 633.00
												LA Balance 0.00
2015	CDBG	B15MC170004	PI	0.00								

Program Year	Associated Program	Grant Number	Fund Type	Estimated Income for Year	Transaction	Voucher #	Voucher Created	Voucher Type	IDIS Proj. ID	IDIS Actv. ID	Matrix Code	Receipted/Drawn Amount
RECEIPTS												
						5169004001	07-09-15		5	1113	05A	20,000.00
						5169007001	07-09-15		7	1114	14A	5,000.00
						5169010001	07-09-15		8	1115	14A	10,000.00
						5169012001	07-09-15		5	1119	05	5,000.00
						5175984001	09-30-15		7	1092	04	9,000.00
						5189378001	03-28-16		4	1134	04	18,500.00
						5189380001	03-28-16		1	1138	14A	5,635.50
						5189574001	03-30-16		1	1151	14A	7,000.00
						5192305001	04-29-16		8	1115	14A	9,000.00
DRAWS												
						5826900002	07-09-15	PY	5	1113	05A	16,477.52
						5826900003	07-09-15	PY	7	1114	14A	5,000.00
						5826900004	07-09-15	PY	8	1115	14A	10,000.00
						5826900008	07-09-15	PY	5	1119	05	5,000.00
						5827745002	07-13-15	PY	3	1110	21A	20.84
						5827745003	07-13-15	PY	2	1109	14H	27.22
						5828944001	07-15-15	PY	3	1110	21A	965.00
						5833999002	07-30-15	PY	3	1110	21A	891.51
						5837151002	08-11-15	PY	3	1110	21A	127.83
						5837151003	08-11-15	PY	2	1109	14H	27.66
						5856998001	10-13-15	PY	2	1109	14H	27.11
						5856998002	10-13-15	PY	3	1110	21A	571.34
						5861385001	10-26-15	PY	2	1109	14H	588.00
						5866165003	11-09-15	PY	1	1127	14A	2,600.00
						5866493001	11-10-15	PY	1	1128	14A	1,327.56
						5866493002	11-10-15	PY	2	1109	14H	27.22
						5880016001	12-21-15	PY	3	1110	21A	1,000.00
						5884661001	01-08-16	PY	2	1109	14H	54.55
						5884663001	01-08-16	PY	1	1135	14A	1,325.00
						5884663002	01-08-16	PY	1	1136	14I	1,325.00

Program Year	Associated Program	Fund Grant Number	Estimated Income for Year	Transaction	Voucher #	Voucher Created	Voucher Type	IDIS Proj. ID	IDIS Actv. ID	Matrix Code	Receipted/Drawn Amount
					5884663004	01-08-16	PY	1	1137	14A	868.40
					5909864001	03-28-16	PY	3	1110	21A	937.18
					5909864002	03-28-16	PY	4	1134	04	16,499.00
					5909864004	03-28-16	PY	1	1138	14A	6,699.32
										PI Receipts	89,135.50
										PI Draws	72,387.26
										PI Balance	16,748.24
2015	CDBG									Total CDBG Receipts*:	431,719.33
										Total CDBG Draws against Receipts*:	198,020.26
										Total CDBG Receipt Fund Balance*:	233,699.07

U.S. Department of Housing and Urban Development
 Office of Community Planning and Development
 Integrated Disbursement and Information System
 CDBG Housing Activities
 BLOOMINGTON, IL

PGM YEAR	PROJ ID	IDIS ACT ID	ACTIVITY NAME	STATUS	MTX NTL		Total		CDBG DRAWN AMOUNT	OCCUPIED TOTAL	UNITS L/M	% L/M	CUMULATIVE	
					CD	OBJ	EST. AMT	% CDBG					OCCUPIED OWNER	UNITS RENTER
2016	2728	1158	WBRP Tool Library	OPEN	14A	LMH	0.00	0.0	0.00	0	0	0.0	0	0
2016	2728	1159	WBRP Facade Program	OPEN	14A	LMH	0.00	0.0	0.00	0	0	0.0	0	0
2016 TOTALS: BUDGETED/UNDERWAY							0.00	0.0	0.00	0	0	0.0	0	0
COMPLETED							0.00	0.0	0.00	0	0	0.0	0	0
							0.00	0.0	0.00	0	0	0.0	0	0

PGM YEAR	PROJ ID	IDIS ACT ID	ACTIVITY NAME	STATUS	MTX NTL		Total		CDBG DRAWN AMOUNT	OCCUPIED TOTAL	UNITS L/M	% L/M	CUMULATIVE	
					CD	OBJ	EST. AMT	% CDBG					OCCUPIED OWNER	UNITS RENTER
2015	3866	1140	15 Richwood Trail - #609 Replacement	COM	12	LMH	25,000.00	100.0	25,000.00	1	1	100.0	1	0
2015	3866	1141	17 Richwood Trail - #609 Replacement	COM	12	LMH	25,000.00	100.0	25,000.00	1	1	100.0	1	0
2015	3866	1142	1210 Woodbury Place - #609 Replacement	COM	12	LMH	25,000.00	100.0	25,000.00	1	1	100.0	1	0
2015	3866	1143	1110 Woodbury - #609 Replacement	COM	12	LMH	25,000.00	100.0	25,000.00	1	0	0.0	1	0
2015	3866	1144	1108 Woodbury - #609 Replacement	COM	12	LMH	25,000.00	100.0	25,000.00	1	0	0.0	1	0
2015	5840	1107	#895/308 S. Allin St.	COM	14A	LMH	30,300.38	100.0	30,300.38	1	1	100.0	1	0
2015	5840	1108	#896/507 N. Mason St.	COM	14A	LMH	19,700.00	100.0	19,700.00	1	1	100.0	1	0
2015	5840	1111	#897/1621 Indiana St.	COM	14A	LMH	25,918.00	100.0	25,918.00	1	1	100.0	1	0
2015	5840	1112	#898/1210 S. East St.	COM	14A	LMH	5,644.19	100.0	5,644.19	1	1	100.0	1	0
2015	5840	1120	#899/604 W. Washington	COM	14A	LMH	3,100.00	100.0	3,100.00	1	1	100.0	1	0
2015	5840	1124	#900/310 S. Western Ave.	COM	14A	LMH	1,739.99	100.0	1,739.99	1	1	100.0	1	0
2015	5840	1127	#901/716 W. Mill St.	COM	14A	LMH	2,600.00	100.0	2,600.00	1	1	100.0	1	0
2015	5840	1128	#902/606 S. Madison	COM	14A	LMH	1,327.56	100.0	1,327.56	1	1	100.0	1	0
2015	5840	1129	#903/1507 N. Western Ave.	COM	14A	LMH	6,025.00	100.0	6,025.00	1	1	100.0	1	0
2015	5840	1132	#904/907 W. Jefferson St.	COM	14A	LMH	4,200.00	100.0	4,200.00	1	1	100.0	1	0
2015	5840	1133	#905/2107 Case Dr.	COM	14A	LMH	4,565.38	100.0	4,565.38	1	1	100.0	1	0

U.S. Department of Housing and Urban Development
 Office of Community Planning and Development
 Integrated Disbursement and Information System
 CDBG Housing Activities
 BLOOMINGTON, IL

2015	5840	1135	#906/1506 W. Chestnut	COM	14A	LMH	20,910.00	100.0	20,910.00	1	1	100.0	1	0
2015	5840	1136	#907/603 W. MacArthur	COM	14I	LMH	1,325.00	100.0	1,325.00	1	1	100.0	1	0
2015	5840	1137	#908/303 E. Olive	COM	14A	LMH	18,255.00	100.0	18,255.00	1	1	100.0	1	0
2015	5840	1138	#909/1412 S. East St.	COM	14A	LMH	23,739.00	100.0	23,739.00	1	1	100.0	1	0
2015	5840	1139	#910/818 W. Jefferson St.	COM	14A	LMH	26,675.00	58.8	15,675.00	1	1	100.0	1	0
2015	5840	1146	#913/Construction Charities	COM	14A	LMH	13,030.00	100.0	13,030.00	1	1	100.0	1	0
2015	5840	1147	#911/618 W. Oakland Ave.	COM	14A	LMH	24,757.00	100.0	24,757.00	1	1	100.0	1	0
2015	5840	1148	#912/509 E. Jackson St.	COM	14A	LMH	12,616.68	48.5	6,116.68	1	1	100.0	1	0
2015	5840	1151	#914/1404 Hollycrest	COM	14A	LMH	7,800.00	100.0	7,800.00	1	1	100.0	1	0
2015	5865	1109	Rehab Service Delivery Costs	COM	14H	LMH	7,131.23	0.0	7,131.23	0	0	0.0	0	0
2015	5921	1114	WBRP Tool Library	COM	14A	LMH	5,000.00	100.0	5,000.00	82	82	100.0	82	0
2015	6201	1115	WBRP Facade Program	COM	14A	LMH	10,000.00	100.0	10,000.00	8	8	100.0	8	0
2015 TOTALS: BUDGETED/UNDERWAY							0.00	0.0	0.00	0	0	0.0	0	0
COMPLETED							401,359.41	95.6	383,859.41	115	113	98.2	115	0
							401,359.41	95.6	383,859.41	115	113	98.2	115	0

PGM YEAR	PROJ ID	IDIS ACT ID	ACTIVITY NAME	STATUS	MTX CD	NTL OBJ	Total		CDBG DRAWN AMOUNT	OCCUPIED TOTAL	UNITS L/M	% L/M	CUMULATIVE	
							EST. AMT	% CDBG					OCCUPIED OWNER	UNITS RENTER
2014	4685	1069	TOOL LIBRARY	COM	14A	LMH	5,000.00	100.0	5,000.00	30	30	100.0	30	0
2014	4685	1070	FACADE PROGRAM	COM	14A	LMH	10,000.00	100.0	10,000.00	7	7	100.0	7	0
2014	4692	1075	REHAB. GIBSON / #874	COM	14A	LMH	17,960.00	100.0	17,960.00	1	1	100.0	1	0
2014	4692	1076	REHAB. MORRIS / #873	COM	14A	LMH	1,500.00	100.0	1,500.00	1	1	100.0	1	0
2014	4692	1079	REHAB. BAKER / #876	COM	14A	LMH	3,500.00	100.0	3,500.00	1	1	100.0	1	0
2014	4692	1080	REHAB. RIGGS / #875	COM	14A	LMH	7,500.00	100.0	7,500.00	1	1	100.0	1	0
2014	4692	1082	REHAB. WELCH / #877	COM	14A	LMH	9,000.00	100.0	9,000.00	1	1	100.0	1	0
2014	4692	1084	REHAB. POWELL / #878	COM	14A	LMH	4,200.00	100.0	4,200.00	1	1	100.0	1	0
2014	4692	1085	REHAB. THACKER / #879	COM	14A	LMH	2,899.20	100.0	2,899.20	1	1	100.0	1	0

U.S. Department of Housing and Urban Development
 Office of Community Planning and Development
 Integrated Disbursement and Information System
 CDBG Housing Activities
 BLOOMINGTON, IL

2014	4692	1087	REHAB. LABYRINTH / #880	COM	14B	LMH	24,999.00	100.0	24,999.00	10	10	100.0	10	0
2014	4692	1088	REHAB. PHIFER / #881	COM	14A	LMH	26,627.00	100.0	26,627.00	1	1	100.0	1	0
2014	4692	1089	REHAB. BREWSTER / LOAN #882	COM	14A	LMH	1,100.00	100.0	1,100.00	1	1	100.0	1	0
2014	4692	1090	REHAB. BEAN / #883	COM	14A	LMH	2,019.80	100.0	2,019.80	1	1	100.0	1	0
2014	4692	1093	REHAB. WHELAN / #884	COM	14A	LMH	18,119.00	100.0	18,119.00	1	1	100.0	1	0
2014	4692	1094	REHAB. O'DRISCOLL / #885	COM	14A	LMH	26,628.00	100.0	26,628.00	1	1	100.0	1	0
2014	4692	1095	REHAB. YOUTHBUILD/886	COM	14A	LMH	50,000.00	100.0	50,000.00	1	1	100.0	1	0
2014	4692	1096	REHAB. YOUTHBUILD/#887	OPEN	14A	LMH	25,000.00	0.0	25,000.00	0	0	0.0	0	0
2014	4692	1097	REHAB. Construction Charities/#888	COM	14A	LMH	75,000.00	100.0	75,000.00	7	7	100.0	7	0
2014	4692	1098	REHAB PARLA/#889	COM	14A	LMH	2,200.00	100.0	2,200.00	1	0	0.0	1	0
2014	4692	1099	REHAB KENNEDY/#890	COM	14A	LMH	27,766.30	100.0	27,766.30	1	1	100.0	1	0
2014	4692	1100	REHAB. DIETSCH/#891	COM	14A	LMH	1,297.89	100.0	1,297.89	1	1	100.0	1	0
2014	4692	1102	REHAB - MCWHORTER/#891	COM	14A	LMH	5,800.00	100.0	5,800.00	1	1	100.0	1	0
2014	4692	1103	REHAB LYTTLE/#893	COM	14A	LMH	10,198.00	100.0	10,198.00	1	1	100.0	1	0
2014	4692	1104	Nicholas/#894	COM	14A	LMH	727.49	100.0	727.49	1	1	100.0	1	0
2014	4693	1068	REHABILITATION SERVICE DELIVERY	COM	14H	LMH	5,501.82	100.0	5,501.82	18	17	94.4	18	0
2014 TOTALS: BUDGETED/UNDERWAY							25,000.00	100.0	25,000.00	0	0	0.0	0	0
COMPLETED							339,543.50	100.0	339,543.50	91	89	97.8	91	0
							364,543.50	100.0	364,543.50	91	89	97.8	91	0

PGM YEAR	PROJ ID	IDIS ACT ID	ACTIVITY NAME	STATUS	MTX CD	NTL OBJ	Total EST. AMT	% CDBG	CDBG DRAWN AMOUNT	OCCUPIED TOTAL	UNITS L/M	% L/M	CUMULATIVE	
													OCCUPIED OWNER	UNITS RENTER
2013	7235	1038	WBRP TOOL LIBRARY	COM	14A	LMH	8,000.00	100.0	8,000.00	65	51	78.5	65	0
2013	7242	1041	WBRP FACADE PROGRAM	COM	14A	LMH	10,000.00	100.0	10,000.00	6	5	83.3	6	0
2013	7242	1042	SCHWARZ / #862	COM	14A	LMH	50,795.00	21.3	10,795.00	1	1	100.0	1	0
2013	7242	1047	REHAB. SPIRES / #863	COM	14A	LMH	1,500.00	100.0	1,500.00	1	1	100.0	1	0
2013	7242	1048	REHAB. SCHEEL/HORNBUCKLE #864	COM	14H	LMH	21,500.00	100.0	21,500.00	1	1	100.0	1	0



Office of Community Planning and Development
 U.S. Department of Housing and Urban Development
 Integrated Disbursement and Information System
 PR26 - CDBG Financial Summary Report
 Program Year 2015
 BLOOMINGTON , IL

DATE: 07-06-16
 TIME: 14:31
 PAGE: 1

PART I: SUMMARY OF CDBG RESOURCES

01 UNEXPENDED CDBG FUNDS AT END OF PREVIOUS PROGRAM YEAR	139,263.04
02 ENTITLEMENT GRANT	549,498.00
03 SURPLUS URBAN RENEWAL	0.00
04 SECTION 108 GUARANTEED LOAN FUNDS	0.00
05 CURRENT YEAR PROGRAM INCOME	89,135.50
05a CURRENT YEAR SECTION 108 PROGRAM INCOME (FOR SI TYPE)	0.00
06 FUNDS RETURNED TO THE LINE-OF-CREDIT	0.00
06a FUNDS RETURNED TO THE LOCAL CDBG ACCOUNT	345,038.72
07 ADJUSTMENT TO COMPUTE TOTAL AVAILABLE	0.00
08 TOTAL AVAILABLE (SUM, LINES 01-07)	1,122,935.26

PART II: SUMMARY OF CDBG EXPENDITURES

09 DISBURSEMENTS OTHER THAN SECTION 108 REPAYMENTS AND PLANNING/ADMINISTRATION	904,028.40
10 ADJUSTMENT TO COMPUTE TOTAL AMOUNT SUBJECT TO LOW/MOD BENEFIT	0.00
11 AMOUNT SUBJECT TO LOW/MOD BENEFIT (LINE 09 + LINE 10)	904,028.40
12 DISBURSED IN IDIS FOR PLANNING/ADMINISTRATION	7,950.00
13 DISBURSED IN IDIS FOR SECTION 108 REPAYMENTS	0.00
14 ADJUSTMENT TO COMPUTE TOTAL EXPENDITURES	0.00
15 TOTAL EXPENDITURES (SUM, LINES 11-14)	911,978.40
16 UNEXPENDED BALANCE (LINE 08 - LINE 15)	210,956.86

PART III: LOWMOD BENEFIT THIS REPORTING PERIOD

17 EXPENDED FOR LOW/MOD HOUSING IN SPECIAL AREAS	0.00
18 EXPENDED FOR LOW/MOD MULTI-UNIT HOUSING	0.00
19 DISBURSED FOR OTHER LOW/MOD ACTIVITIES	829,629.31
20 ADJUSTMENT TO COMPUTE TOTAL LOW/MOD CREDIT	0.00
21 TOTAL LOW/MOD CREDIT (SUM, LINES 17-20)	829,629.31
22 PERCENT LOW/MOD CREDIT (LINE 21/LINE 11)	91.77%

LOW/MOD BENEFIT FOR MULTI-YEAR CERTIFICATIONS

23 PROGRAM YEARS(PY) COVERED IN CERTIFICATION	PY: 2015 PY: 2016 PY: 2017
24 CUMULATIVE NET EXPENDITURES SUBJECT TO LOW/MOD BENEFIT CALCULATION	0.00
25 CUMULATIVE EXPENDITURES BENEFITING LOW/MOD PERSONS	0.00
26 PERCENT BENEFIT TO LOW/MOD PERSONS (LINE 25/LINE 24)	0.00%

PART IV: PUBLIC SERVICE (PS) CAP CALCULATIONS

27 DISBURSED IN IDIS FOR PUBLIC SERVICES	74,354.10
28 PS UNLIQUIDATED OBLIGATIONS AT END OF CURRENT PROGRAM YEAR	0.00
29 PS UNLIQUIDATED OBLIGATIONS AT END OF PREVIOUS PROGRAM YEAR	0.00
30 ADJUSTMENT TO COMPUTE TOTAL PS OBLIGATIONS	0.00
31 TOTAL PS OBLIGATIONS (LINE 27 + LINE 28 - LINE 29 + LINE 30)	74,354.10
32 ENTITLEMENT GRANT	549,498.00
33 PRIOR YEAR PROGRAM INCOME	20,025.68
34 ADJUSTMENT TO COMPUTE TOTAL SUBJECT TO PS CAP	0.00
35 TOTAL SUBJECT TO PS CAP (SUM, LINES 32-34)	569,523.68
36 PERCENT FUNDS OBLIGATED FOR PS ACTIVITIES (LINE 31/LINE 35)	13.06%

PART V: PLANNING AND ADMINISTRATION (PA) CAP

37 DISBURSED IN IDIS FOR PLANNING/ADMINISTRATION	7,950.00
38 PA UNLIQUIDATED OBLIGATIONS AT END OF CURRENT PROGRAM YEAR	0.00
39 PA UNLIQUIDATED OBLIGATIONS AT END OF PREVIOUS PROGRAM YEAR	0.00
40 ADJUSTMENT TO COMPUTE TOTAL PA OBLIGATIONS	0.00
41 TOTAL PA OBLIGATIONS (LINE 37 + LINE 38 - LINE 39 +LINE 40)	7,950.00
42 ENTITLEMENT GRANT	549,498.00
43 CURRENT YEAR PROGRAM INCOME	89,135.50
44 ADJUSTMENT TO COMPUTE TOTAL SUBJECT TO PA CAP	0.00
45 TOTAL SUBJECT TO PA CAP (SUM, LINES 42-44)	638,633.50
46 PERCENT FUNDS OBLIGATED FOR PA ACTIVITIES (LINE 41/LINE 45)	1.24%



Office of Community Planning and Development
 U.S. Department of Housing and Urban Development
 Integrated Disbursement and Information System
 PR26 - CDBG Financial Summary Report
 Program Year 2015
 BLOOMINGTON , IL

DATE: 07-06-16
 TIME: 14:31
 PAGE: 2

LINE 17 DETAIL: ACTIVITIES TO CONSIDER IN DETERMINING THE AMOUNT TO ENTER ON LINE 17

Report returned no data.

LINE 18 DETAIL: ACTIVITIES TO CONSIDER IN DETERMINING THE AMOUNT TO ENTER ON LINE 18

Report returned no data.

LINE 19 DETAIL: ACTIVITIES INCLUDED IN THE COMPUTATION OF LINE 19

Plan Year	IDIS Project	IDIS Activity	Voucher Number	Activity Name	Matrix Code	National Objective	Drawn Amount
2015	6	1125	5855956	Catherine St. Sewer	03J	LMA	\$102,769.20
2015	6	1125	5864222	Catherine St. Sewer	03J	LMA	\$79,622.25
2015	6	1125	5875058	Catherine St. Sewer	03J	LMA	\$36,080.36
2015	6	1125	5915759	Catherine St. Sewer	03J	LMA	\$9,599.55
					03J	Matrix Code	\$228,071.36
2015	10	1130	5870738	113 N. Center St.	03L	LMA	\$3,890.00
					03L	Matrix Code	\$3,890.00
2013	8	1064	5837511	711 W. MULBERRY - DEMO	04	LMH	\$12,796.86
2013	8	1064	5837652	711 W. MULBERRY - DEMO	04	LMH	\$6,603.14
2014	7	1092	5837151	1206 N. ROOSEVELT DEMOLITION	04	LMH	\$2,175.00
2014	7	1092	5866165	1206 N. ROOSEVELT DEMOLITION	04	LMH	\$53,800.00
2015	4	1131	5870738	Demo - 710 1/2 W. Monroe	04	LMH	\$45,032.66
2015	4	1134	5904966	Demo - 714 W. Jefferson	04	LMA	\$10.99
2015	4	1134	5909864	Demo - 714 W. Jefferson	04	LMA	\$16,499.00
2015	4	1134	5914078	Demo - 714 W. Jefferson	04	LMA	\$2,715.00
2015	4	1134	5919514	Demo - 714 W. Jefferson	04	LMA	\$2.90
					04	Matrix Code	\$139,635.55
2015	5	1117	5826900	Homeless Outreach Worker	05	LMC	\$14,000.00
2015	5	1118	5826900	Housing and Benefits Specialist	05	LMC	\$9,680.00
2015	5	1119	5826900	Emergency Grant Program	05	LMC	\$20,000.00
					05	Matrix Code	\$43,680.00
2015	5	1113	5826900	Peace Meals Senior Nutrition	05A	LMC	\$20,000.00
					05A	Matrix Code	\$20,000.00
2015	1	1150	5904966	MARCFIRST Ramp	05B	LMC	\$674.10
					05B	Matrix Code	\$674.10
2015	5	1149	5904966	BHA Section 3 Training	05H	LMC	\$10,000.00
					05H	Matrix Code	\$10,000.00
2015	11	1140	5893431	15 Richwood Trail - #609 Replacement	12	LMH	\$25,000.00
2015	11	1141	5893431	17 Richwood Trail - #609 Replacement	12	LMH	\$25,000.00
2015	11	1142	5893431	1210 Woodbury Place - #609 Replacement	12	LMH	\$25,000.00
2015	11	1143	5893431	1110 Woodbury - #609 Replacement	12	LMH	\$25,000.00
2015	11	1144	5893431	1108 Woodbury - #609 Replacement	12	LMH	\$25,000.00
					12	Matrix Code	\$125,000.00
2015	1	1107	5817500	#895/308 S. Allin St.	14A	LMH	\$1,560.00
2015	1	1107	5820970	#895/308 S. Allin St.	14A	LMH	\$28,740.38
2015	1	1108	5827745	#896/507 N. Mason St.	14A	LMH	\$19,700.00
2015	1	1111	5820970	#897/1621 Indiana St.	14A	LMH	\$1,550.00
2015	1	1111	5827745	#897/1621 Indiana St.	14A	LMH	\$23,368.00
2015	1	1111	5837151	#897/1621 Indiana St.	14A	LMH	\$1,000.00
2015	1	1112	5822855	#898/1210 S. East St.	14A	LMH	\$5,644.19
2015	1	1120	5827745	#899/604 W. Washington	14A	LMH	\$3,100.00
2015	1	1124	5847719	#900/310 S. Western Ave.	14A	LMH	\$1,739.99
2015	1	1127	5866165	#901/716 W. Mill St.	14A	LMH	\$2,600.00
2015	1	1128	5866493	#902/606 S. Madison	14A	LMH	\$1,327.56
2015	1	1129	5870738	#903/1507 N. Western Ave.	14A	LMH	\$6,025.00
2015	1	1132	5870738	#904/907 W. Jefferson St.	14A	LMH	\$4,200.00
2015	1	1133	5879251	#905/2107 Case Dr.	14A	LMH	\$4,565.38



Office of Community Planning and Development
 U.S. Department of Housing and Urban Development
 Integrated Disbursement and Information System
 PR26 - CDBG Financial Summary Report
 Program Year 2015
 BLOOMINGTON , IL

DATE: 07-06-16
 TIME: 14:31
 PAGE: 3

Plan Year	IDIS Project	IDIS Activity	Voucher Number	Activity Name	Matrix Code	National Objective	Drawn Amount
2015	1	1135	5884663	#906/1506 W. Chestnut	14A	LMH	\$1,325.00
2015	1	1135	5889420	#906/1506 W. Chestnut	14A	LMH	\$18,540.00
2015	1	1135	5894054	#906/1506 W. Chestnut	14A	LMH	\$800.00
2015	1	1135	5904973	#906/1506 W. Chestnut	14A	LMH	\$245.00
2015	1	1137	5884663	#908/303 E. Olive	14A	LMH	\$1,325.00
2015	1	1137	5914078	#908/303 E. Olive	14A	LMH	\$16,555.00
2015	1	1137	5919514	#908/303 E. Olive	14A	LMH	\$375.00
2015	1	1138	5884663	#909/1412 S. East St.	14A	LMH	\$1,325.00
2015	1	1138	5909864	#909/1412 S. East St.	14A	LMH	\$22,414.00
2015	1	1139	5884663	#910/818 W. Jefferson St.	14A	LMH	\$1,325.00
2015	1	1139	5914285	#910/818 W. Jefferson St.	14A	LMH	\$14,350.00
2015	1	1146	5898654	#913/Construction Charities	14A	LMH	\$13,030.00
2015	1	1147	5904966	#911/618 W. Oakland Ave.	14A	LMH	\$1,525.00
2015	1	1147	5914078	#911/618 W. Oakland Ave.	14A	LMH	\$23,232.00
2015	1	1148	5904966	#912/509 E. Jackson St.	14A	LMH	\$6,116.68
2015	1	1151	5915595	#914/1404 Hollycrest	14A	LMH	\$7,800.00
2015	7	1114	5826900	WBRP Tool Library	14A	LMH	\$5,000.00
2015	8	1115	5826900	WBRP Facade Program	14A	LMH	\$10,000.00
					14A	Matrix Code	\$250,403.18
2015	2	1109	5817500	Rehab Service Delivery Costs	14H	LMH	\$27.44
2015	2	1109	5827745	Rehab Service Delivery Costs	14H	LMH	\$27.22
2015	2	1109	5837151	Rehab Service Delivery Costs	14H	LMH	\$27.66
2015	2	1109	5847719	Rehab Service Delivery Costs	14H	LMH	\$27.00
2015	2	1109	5848148	Rehab Service Delivery Costs	14H	LMH	\$5,262.92
2015	2	1109	5856998	Rehab Service Delivery Costs	14H	LMH	\$27.11
2015	2	1109	5861385	Rehab Service Delivery Costs	14H	LMH	\$588.00
2015	2	1109	5866493	Rehab Service Delivery Costs	14H	LMH	\$27.22
2015	2	1109	5884661	Rehab Service Delivery Costs	14H	LMH	\$54.55
2015	2	1109	5904966	Rehab Service Delivery Costs	14H	LMH	\$456.00
2015	2	1109	5914078	Rehab Service Delivery Costs	14H	LMH	\$226.00
2015	2	1109	5919514	Rehab Service Delivery Costs	14H	LMH	\$199.00
					14H	Matrix Code	\$6,950.12
2015	1	1136	5884663	#907/603 W. MacArthur	14I	LMH	\$1,325.00
					14I	Matrix Code	\$1,325.00
Total							\$829,629.31

LINE 27 DETAIL: ACTIVITIES INCLUDED IN THE COMPUTATION OF LINE 27

Plan Year	IDIS Project	IDIS Activity	Voucher Number	Activity Name	Matrix Code	National Objective	Drawn Amount
2015	5	1117	5826900	Homeless Outreach Worker	05	LMC	\$14,000.00
2015	5	1118	5826900	Housing and Benefits Specialist	05	LMC	\$9,680.00
2015	5	1119	5826900	Emergency Grant Program	05	LMC	\$20,000.00
					05	Matrix Code	\$43,680.00
2015	5	1113	5826900	Peace Meals Senior Nutrition	05A	LMC	\$20,000.00
					05A	Matrix Code	\$20,000.00
2015	1	1150	5904966	MARCFIRST Ramp	05B	LMC	\$674.10
					05B	Matrix Code	\$674.10
2015	5	1149	5904966	BHA Section 3 Training	05H	LMC	\$10,000.00
					05H	Matrix Code	\$10,000.00
Total							\$74,354.10

LINE 37 DETAIL: ACTIVITIES INCLUDED IN THE COMPUTATION OF LINE 37



Office of Community Planning and Development
 U.S. Department of Housing and Urban Development
 Integrated Disbursement and Information System
 PR26 - CDBG Financial Summary Report
 Program Year 2015
 BLOOMINGTON , IL

DATE: 07-06-16
 TIME: 14:31
 PAGE: 4

Plan Year	IDIS Project	IDIS Activity	Voucher Number	Activity Name	Matrix Code	National Objective	Drawn Amount
2014	6	1067	5812448	PLANNING AND ADMIN	21A		\$25.68
2015	3	1110	5817500	Administration and General Management	21A		\$47.68
2015	3	1110	5827745	Administration and General Management	21A		\$20.84
2015	3	1110	5828944	Administration and General Management	21A		\$965.00
2015	3	1110	5833999	Administration and General Management	21A		\$1,486.57
2015	3	1110	5837151	Administration and General Management	21A		\$127.83
2015	3	1110	5847719	Administration and General Management	21A		\$639.00
2015	3	1110	5852500	Administration and General Management	21A		\$54.13
2015	3	1110	5856998	Administration and General Management	21A		\$571.34
2015	3	1110	5866165	Administration and General Management	21A		\$191.41
2015	3	1110	5870738	Administration and General Management	21A		\$35.00
2015	3	1110	5879251	Administration and General Management	21A		\$195.45
2015	3	1110	5880016	Administration and General Management	21A		\$1,000.00
2015	3	1110	5894054	Administration and General Management	21A		\$31.85
2015	3	1110	5904966	Administration and General Management	21A		\$269.48
2015	3	1110	5904973	Administration and General Management	21A		\$1,000.00
2015	3	1110	5909864	Administration and General Management	21A		\$937.18
2015	3	1110	5914078	Administration and General Management	21A		\$142.15
2015	3	1110	5919514	Administration and General Management	21A		\$209.41
					21A	Matrix Code	\$7,950.00
Total							\$7,950.00



Office of Community Planning and Development
 U.S. Department of Housing and Urban Development
 Integrated Disbursement and Information System
 PR26 - CDBG Financial Summary Report
 Program Year 2015
 BLOOMINGTON , IL

DATE: 07-06-16
 TIME: 14:08
 PAGE: 1

PART I: SUMMARY OF CDBG RESOURCES

01 UNEXPENDED CDBG FUNDS AT END OF PREVIOUS PROGRAM YEAR	139,106.79
02 ENTITLEMENT GRANT	549,498.00
03 SURPLUS URBAN RENEWAL	0.00
04 SECTION 108 GUARANTEED LOAN FUNDS	0.00
05 CURRENT YEAR PROGRAM INCOME	89,135.50
05a CURRENT YEAR SECTION 108 PROGRAM INCOME (FOR SI TYPE)	0.00
06 FUNDS RETURNED TO THE LINE-OF-CREDIT	0.00
06a FUNDS RETURNED TO THE LOCAL CDBG ACCOUNT	345,038.72
07 ADJUSTMENT TO COMPUTE TOTAL AVAILABLE	0.00
08 TOTAL AVAILABLE (SUM, LINES 01-07)	1,122,779.01

PART II: SUMMARY OF CDBG EXPENDITURES

09 DISBURSEMENTS OTHER THAN SECTION 108 REPAYMENTS AND PLANNING/ADMINISTRATION	904,028.40
10 ADJUSTMENT TO COMPUTE TOTAL AMOUNT SUBJECT TO LOW/MOD BENEFIT	0.00
11 AMOUNT SUBJECT TO LOW/MOD BENEFIT (LINE 09 + LINE 10)	904,028.40
12 DISBURSED IN IDIS FOR PLANNING/ADMINISTRATION	7,950.00
13 DISBURSED IN IDIS FOR SECTION 108 REPAYMENTS	0.00
14 ADJUSTMENT TO COMPUTE TOTAL EXPENDITURES	0.00
15 TOTAL EXPENDITURES (SUM, LINES 11-14)	911,978.40
16 UNEXPENDED BALANCE (LINE 08 - LINE 15)	210,800.61

PART III: LOWMOD BENEFIT THIS REPORTING PERIOD

17 EXPENDED FOR LOW/MOD HOUSING IN SPECIAL AREAS	0.00
18 EXPENDED FOR LOW/MOD MULTI-UNIT HOUSING	0.00
19 DISBURSED FOR OTHER LOW/MOD ACTIVITIES	829,629.31
20 ADJUSTMENT TO COMPUTE TOTAL LOW/MOD CREDIT	0.00
21 TOTAL LOW/MOD CREDIT (SUM, LINES 17-20)	829,629.31
22 PERCENT LOW/MOD CREDIT (LINE 21/LINE 11)	91.77%

LOW/MOD BENEFIT FOR MULTI-YEAR CERTIFICATIONS

23 PROGRAM YEARS(PY) COVERED IN CERTIFICATION	PY: 2015 PY: 2016 PY: 2017
24 CUMULATIVE NET EXPENDITURES SUBJECT TO LOW/MOD BENEFIT CALCULATION	0.00
25 CUMULATIVE EXPENDITURES BENEFITING LOW/MOD PERSONS	0.00
26 PERCENT BENEFIT TO LOW/MOD PERSONS (LINE 25/LINE 24)	0.00%

PART IV: PUBLIC SERVICE (PS) CAP CALCULATIONS

27 DISBURSED IN IDIS FOR PUBLIC SERVICES	74,354.10
28 PS UNLIQUIDATED OBLIGATIONS AT END OF CURRENT PROGRAM YEAR	0.00
29 PS UNLIQUIDATED OBLIGATIONS AT END OF PREVIOUS PROGRAM YEAR	0.00
30 ADJUSTMENT TO COMPUTE TOTAL PS OBLIGATIONS	0.00
31 TOTAL PS OBLIGATIONS (LINE 27 + LINE 28 - LINE 29 + LINE 30)	74,354.10
32 ENTITLEMENT GRANT	549,498.00
33 PRIOR YEAR PROGRAM INCOME	20,025.68
34 ADJUSTMENT TO COMPUTE TOTAL SUBJECT TO PS CAP	0.00
35 TOTAL SUBJECT TO PS CAP (SUM, LINES 32-34)	569,523.68
36 PERCENT FUNDS OBLIGATED FOR PS ACTIVITIES (LINE 31/LINE 35)	13.06%

PART V: PLANNING AND ADMINISTRATION (PA) CAP

37 DISBURSED IN IDIS FOR PLANNING/ADMINISTRATION	7,950.00
38 PA UNLIQUIDATED OBLIGATIONS AT END OF CURRENT PROGRAM YEAR	0.00
39 PA UNLIQUIDATED OBLIGATIONS AT END OF PREVIOUS PROGRAM YEAR	0.00
40 ADJUSTMENT TO COMPUTE TOTAL PA OBLIGATIONS	0.00
41 TOTAL PA OBLIGATIONS (LINE 37 + LINE 38 - LINE 39 +LINE 40)	7,950.00
42 ENTITLEMENT GRANT	549,498.00
43 CURRENT YEAR PROGRAM INCOME	89,135.50
44 ADJUSTMENT TO COMPUTE TOTAL SUBJECT TO PA CAP	0.00
45 TOTAL SUBJECT TO PA CAP (SUM, LINES 42-44)	638,633.50
46 PERCENT FUNDS OBLIGATED FOR PA ACTIVITIES (LINE 41/LINE 45)	1.24%



Office of Community Planning and Development
 U.S. Department of Housing and Urban Development
 Integrated Disbursement and Information System
 PR26 - CDBG Financial Summary Report
 Program Year 2015
 BLOOMINGTON , IL

DATE: 07-06-16
 TIME: 14:08
 PAGE: 2

LINE 17 DETAIL: ACTIVITIES TO CONSIDER IN DETERMINING THE AMOUNT TO ENTER ON LINE 17

Report returned no data.

LINE 18 DETAIL: ACTIVITIES TO CONSIDER IN DETERMINING THE AMOUNT TO ENTER ON LINE 18

Report returned no data.

LINE 19 DETAIL: ACTIVITIES INCLUDED IN THE COMPUTATION OF LINE 19

Plan Year	IDIS Project	IDIS Activity	Voucher Number	Activity Name	Matrix Code	National Objective	Drawn Amount
2015	6	1125	5855956	Catherine St. Sewer	03J	LMA	\$102,769.20
2015	6	1125	5864222	Catherine St. Sewer	03J	LMA	\$79,622.25
2015	6	1125	5875058	Catherine St. Sewer	03J	LMA	\$36,080.36
2015	6	1125	5915759	Catherine St. Sewer	03J	LMA	\$9,599.55
					03J	Matrix Code	\$228,071.36
2015	10	1130	5870738	113 N. Center St.	03L	LMA	\$3,890.00
					03L	Matrix Code	\$3,890.00
2013	8	1064	5837511	711 W. MULBERRY - DEMO	04	LMH	\$12,796.86
2013	8	1064	5837652	711 W. MULBERRY - DEMO	04	LMH	\$6,603.14
2014	7	1092	5837151	1206 N. ROOSEVELT DEMOLITION	04	LMH	\$2,175.00
2014	7	1092	5866165	1206 N. ROOSEVELT DEMOLITION	04	LMH	\$53,800.00
2015	4	1131	5870738	Demo - 710 1/2 W. Monroe	04	LMH	\$45,032.66
2015	4	1134	5904966	Demo - 714 W. Jefferson	04	LMA	\$10.99
2015	4	1134	5909864	Demo - 714 W. Jefferson	04	LMA	\$16,499.00
2015	4	1134	5914078	Demo - 714 W. Jefferson	04	LMA	\$2,715.00
2015	4	1134	5919514	Demo - 714 W. Jefferson	04	LMA	\$2.90
					04	Matrix Code	\$139,635.55
2015	5	1117	5826900	Homeless Outreach Worker	05	LMC	\$14,000.00
2015	5	1118	5826900	Housing and Benefits Specialist	05	LMC	\$9,680.00
2015	5	1119	5826900	Emergency Grant Program	05	LMC	\$20,000.00
					05	Matrix Code	\$43,680.00
2015	5	1113	5826900	Peace Meals Senior Nutrition	05A	LMC	\$20,000.00
					05A	Matrix Code	\$20,000.00
2015	1	1150	5904966	MARCFIRST Ramp	05B	LMC	\$674.10
					05B	Matrix Code	\$674.10
2015	5	1149	5904966	BHA Section 3 Training	05H	LMC	\$10,000.00
					05H	Matrix Code	\$10,000.00
2015	11	1140	5893431	15 Richwood Trail - #609 Replacement	12	LMH	\$25,000.00
2015	11	1141	5893431	17 Richwood Trail - #609 Replacement	12	LMH	\$25,000.00
2015	11	1142	5893431	1210 Woodbury Place - #609 Replacement	12	LMH	\$25,000.00
2015	11	1143	5893431	1110 Woodbury - #609 Replacement	12	LMH	\$25,000.00
2015	11	1144	5893431	1108 Woodbury - #609 Replacement	12	LMH	\$25,000.00
					12	Matrix Code	\$125,000.00
2015	1	1107	5817500	#895/308 S. Allin St.	14A	LMH	\$1,560.00
2015	1	1107	5820970	#895/308 S. Allin St.	14A	LMH	\$28,740.38
2015	1	1108	5827745	#896/507 N. Mason St.	14A	LMH	\$19,700.00
2015	1	1111	5820970	#897/1621 Indiana St.	14A	LMH	\$1,550.00
2015	1	1111	5827745	#897/1621 Indiana St.	14A	LMH	\$23,368.00
2015	1	1111	5837151	#897/1621 Indiana St.	14A	LMH	\$1,000.00
2015	1	1112	5822855	#898/1210 S. East St.	14A	LMH	\$5,644.19
2015	1	1120	5827745	#899/604 W. Washington	14A	LMH	\$3,100.00
2015	1	1124	5847719	#900/310 S. Western Ave.	14A	LMH	\$1,739.99
2015	1	1127	5866165	#901/716 W. Mill St.	14A	LMH	\$2,600.00
2015	1	1128	5866493	#902/606 S. Madison	14A	LMH	\$1,327.56
2015	1	1129	5870738	#903/1507 N. Western Ave.	14A	LMH	\$6,025.00
2015	1	1132	5870738	#904/907 W. Jefferson St.	14A	LMH	\$4,200.00
2015	1	1133	5879251	#905/2107 Case Dr.	14A	LMH	\$4,565.38



Office of Community Planning and Development
 U.S. Department of Housing and Urban Development
 Integrated Disbursement and Information System
 PR26 - CDBG Financial Summary Report
 Program Year 2015
 BLOOMINGTON , IL

DATE: 07-06-16
 TIME: 14:08
 PAGE: 3

Plan Year	IDIS Project	IDIS Activity	Voucher Number	Activity Name	Matrix Code	National Objective	Drawn Amount
2015	1	1135	5884663	#906/1506 W. Chestnut	14A	LMH	\$1,325.00
2015	1	1135	5889420	#906/1506 W. Chestnut	14A	LMH	\$18,540.00
2015	1	1135	5894054	#906/1506 W. Chestnut	14A	LMH	\$800.00
2015	1	1135	5904973	#906/1506 W. Chestnut	14A	LMH	\$245.00
2015	1	1137	5884663	#908/303 E. Olive	14A	LMH	\$1,325.00
2015	1	1137	5914078	#908/303 E. Olive	14A	LMH	\$16,555.00
2015	1	1137	5919514	#908/303 E. Olive	14A	LMH	\$375.00
2015	1	1138	5884663	#909/1412 S. East St.	14A	LMH	\$1,325.00
2015	1	1138	5909864	#909/1412 S. East St.	14A	LMH	\$22,414.00
2015	1	1139	5884663	#910/818 W. Jefferson St.	14A	LMH	\$1,325.00
2015	1	1139	5914285	#910/818 W. Jefferson St.	14A	LMH	\$14,350.00
2015	1	1146	5898654	#913/Construction Charities	14A	LMH	\$13,030.00
2015	1	1147	5904966	#911/618 W. Oakland Ave.	14A	LMH	\$1,525.00
2015	1	1147	5914078	#911/618 W. Oakland Ave.	14A	LMH	\$23,232.00
2015	1	1148	5904966	#912/509 E. Jackson St.	14A	LMH	\$6,116.68
2015	1	1151	5915595	#914/1404 Hollycrest	14A	LMH	\$7,800.00
2015	7	1114	5826900	WBRP Tool Library	14A	LMH	\$5,000.00
2015	8	1115	5826900	WBRP Facade Program	14A	LMH	\$10,000.00
					14A	Matrix Code	\$250,403.18
2015	2	1109	5817500	Rehab Service Delivery Costs	14H	LMH	\$27.44
2015	2	1109	5827745	Rehab Service Delivery Costs	14H	LMH	\$27.22
2015	2	1109	5837151	Rehab Service Delivery Costs	14H	LMH	\$27.66
2015	2	1109	5847719	Rehab Service Delivery Costs	14H	LMH	\$27.00
2015	2	1109	5848148	Rehab Service Delivery Costs	14H	LMH	\$5,262.92
2015	2	1109	5856998	Rehab Service Delivery Costs	14H	LMH	\$27.11
2015	2	1109	5861385	Rehab Service Delivery Costs	14H	LMH	\$588.00
2015	2	1109	5866493	Rehab Service Delivery Costs	14H	LMH	\$27.22
2015	2	1109	5884661	Rehab Service Delivery Costs	14H	LMH	\$54.55
2015	2	1109	5904966	Rehab Service Delivery Costs	14H	LMH	\$456.00
2015	2	1109	5914078	Rehab Service Delivery Costs	14H	LMH	\$226.00
2015	2	1109	5919514	Rehab Service Delivery Costs	14H	LMH	\$199.00
					14H	Matrix Code	\$6,950.12
2015	1	1136	5884663	#907/603 W. MacArthur	14I	LMH	\$1,325.00
					14I	Matrix Code	\$1,325.00
Total							\$829,629.31

LINE 27 DETAIL: ACTIVITIES INCLUDED IN THE COMPUTATION OF LINE 27

Plan Year	IDIS Project	IDIS Activity	Voucher Number	Activity Name	Matrix Code	National Objective	Drawn Amount
2015	5	1117	5826900	Homeless Outreach Worker	05	LMC	\$14,000.00
2015	5	1118	5826900	Housing and Benefits Specialist	05	LMC	\$9,680.00
2015	5	1119	5826900	Emergency Grant Program	05	LMC	\$20,000.00
					05	Matrix Code	\$43,680.00
2015	5	1113	5826900	Peace Meals Senior Nutrition	05A	LMC	\$20,000.00
					05A	Matrix Code	\$20,000.00
2015	1	1150	5904966	MARCFIRST Ramp	05B	LMC	\$674.10
					05B	Matrix Code	\$674.10
2015	5	1149	5904966	BHA Section 3 Training	05H	LMC	\$10,000.00
					05H	Matrix Code	\$10,000.00
Total							\$74,354.10

LINE 37 DETAIL: ACTIVITIES INCLUDED IN THE COMPUTATION OF LINE 37



Office of Community Planning and Development
 U.S. Department of Housing and Urban Development
 Integrated Disbursement and Information System
 PR26 - CDBG Financial Summary Report
 Program Year 2015
 BLOOMINGTON , IL

DATE: 07-06-16
 TIME: 14:08
 PAGE: 4

Plan Year	IDIS Project	IDIS Activity	Voucher Number	Activity Name	Matrix Code	National Objective	Drawn Amount
2014	6	1067	5812448	PLANNING AND ADMIN	21A		\$25.68
2015	3	1110	5817500	Administration and General Management	21A		\$47.68
2015	3	1110	5827745	Administration and General Management	21A		\$20.84
2015	3	1110	5828944	Administration and General Management	21A		\$965.00
2015	3	1110	5833999	Administration and General Management	21A		\$1,486.57
2015	3	1110	5837151	Administration and General Management	21A		\$127.83
2015	3	1110	5847719	Administration and General Management	21A		\$639.00
2015	3	1110	5852500	Administration and General Management	21A		\$54.13
2015	3	1110	5856998	Administration and General Management	21A		\$571.34
2015	3	1110	5866165	Administration and General Management	21A		\$191.41
2015	3	1110	5870738	Administration and General Management	21A		\$35.00
2015	3	1110	5879251	Administration and General Management	21A		\$195.45
2015	3	1110	5880016	Administration and General Management	21A		\$1,000.00
2015	3	1110	5894054	Administration and General Management	21A		\$31.85
2015	3	1110	5904966	Administration and General Management	21A		\$269.48
2015	3	1110	5904973	Administration and General Management	21A		\$1,000.00
2015	3	1110	5909864	Administration and General Management	21A		\$937.18
2015	3	1110	5914078	Administration and General Management	21A		\$142.15
2015	3	1110	5919514	Administration and General Management	21A		\$209.41
					21A	Matrix Code	<u>\$7,950.00</u>
Total							\$7,950.00

U.S. Department of Housing and Urban Development
Office of Community Planning and Development
Integrated Disbursement and Information System

Current CDBG Timeliness Report
Grantee : BLOOMINGTON, IL

PGM YEAR	PGM YEAR START DATE	TIMELINESS TEST DATE	CDBG GRANT AMT	--- LETTER OF CREDIT BALANCE ---		DRAW RATIO		MINIMUM DISBURSEMENT TO MEET TEST	
				UNADJUSTED	ADJUSTED FOR PI	UNADJ	ADJ	UNADJUSTED	ADJUSTED
2015	05-01-15	03-02-16	549,498.00	243,712.74	256,864.15	0.44	0.47		
2016	05-01-16	03-02-17	UNAVAILABLE	104,583.04	117,401.48	*****	*****	GRANT UNAVAILABLE FOR CALCULATION	

Program Year 41 CAPER Appendix

- Section 3 – Notices
 1. Notice of Availability – PY41 Action Plan
 2. Substantial Amendment One
 - Public Notice
 - Agenda, Sign-in Sheet and Minutes
 3. Substantial Amendment Two
 - Public Notice
 - Agenda, Sign-in Sheet and Minutes
 4. Notice of FONSI/RROF
 5. Notice of Public Hearing
 6. Notice of Availability – CAPER
 - Public Notice
 - Agenda, Sign-in Sheet and Minutes (To be added after July 28th)

NOTICE OF AVAILABILITY

The City of Bloomington, Department of Planning and Code Enforcement, Community Development Division, announces the availability of the City's Draft Consolidated Plan covering the period May 1, 2015 to April 30, 2020. This Plan is required by the Department of Housing and Community Development (HUD) for Community Development Block Grant (CDBG) funding for the stated time period. In addition, a list of proposed projects for the May, 2015 – April, 2016 fiscal year has also been provided.

The Draft Plan emphasizes funding in the following areas:

- Infrastructure Improvement in Low/Moderate Income Census Tracts
- Affordable Housing Development
- Rehabilitation of Income Eligible Single-family Owner-Occupied Dwellings
- Public Service Funding—Not to Exceed 15% of the Annual Grant
- Program Administration Costs
- Demolition of deteriorated, vacant and/or abandoned structures
- Public Facility Improvements

Citizens wishing to comment on this Draft Plan or proposed activities may do so by contacting the Community Development Division, Government Center, P.O. Box 3157, 115 E. Washington St., 2nd floor, Bloomington, (309) 434-2342 or e-mail jtoney@cityblm.org. Effective Monday, February 23, 2015, copies of the draft will be available at this office, at the City Clerk's office at City Hall, 109 East Olive St., Bloomington, at the Bloomington Public Library and on the City of Bloomington's website, www.cityblm.org. Comments received in writing prior to March 25, 2015, will be considered for final Plan submission to HUD.

In addition, a public hearing on the draft plan and proposed expenditure of Community Development Block Grant (CDBG) funds for FY 2015-2020, will be held on **Monday, March 23, 2015**, during the City Council Meeting. The hearing is open to the public. The council meeting is at 7:00 p.m., in the City Hall Council Chambers, 109 E. Olive Street, Bloomington.

Participation of all residents, including non-English speaking and physical, visual or hearing impaired individuals are encouraged to respond. Individuals with impairments are asked to notify the office a minimum of 3 days in advance, at 309-434-2244, of their intent to participate so that appropriate accommodations can be made.

Jennifer Toney, Grants Coordinator
Planning and Code Enforcement Department
P.O. Box 3157
Bloomington, IL 61702-3157
Phone: 309-434-2342
FAX: 309-434-2801
Email: jtoney@cityblm.org

Pantagraph Publishing

The Pantagraph
301 WEST WASHINGTON ST. P.O. BOX 2907
BLOOMINGTON, ILLINOIS 61702-2907
PHONE 309-829-9000

Certificate of Publication

City of Bloomington
PO Box 3157
Bloomington, IL 617023157

RECEIVED
Date: 3/10/15
Name (Print): R Gooderham
Comments: City D
22403410-70610

ACCOUNT #	60072323	250003	DATES APPEARED
AD ORDER #	20708672		03/02/2015, 02/23/2015
INVOICE DATE	03/02/2015		
AMOUNT	596.40		

Paste Tear Sheet Here


STATE OF ILLINOIS,
COUNTY OF MCLEAN
CITY OF BLOOMINGTON

} SS:

The Pantagraph Publishing Co. hereby certifies that it is now and has been for more than one year continuously, d/b/a The Pantagraph, a daily secular newspaper of general circulation in said County, published in the City, County and State aforesaid, and further certifies that said newspaper has been continuously published at regular intervals of more than once each week with more than a minimum of fifty issues per year for more than one year prior to the first publication of the notice, and further certifies that The Pantagraph is a newspaper as defined by the Statutes of the State of Illinois in such cases made and provided, and further hereby certifies that a notice of which the annexed notice is a true copy, has been regularly published in said paper.

By Janette Johnson

Date 03-02-2015



Public Notices

20708672
NOTICE OF AVAILABILITY
The City of Bloomington, Department of Planning and Code Enforcement, Community Development Division, announces the availability of the City's Draft Consolidated Plan covering the period May 1, 2015 to April 30, 2020. This Plan is required by the Department of Housing and Community Development (HUD) for Community Development Block Grant (CDBG) funding for the stated time period. In addition, a list of proposed projects for the May, 2015 - April, 2016 fiscal year has also been provided.

The Draft Plan emphasizes funding in the following areas:
Infrastructure Improvement in Low/Moderate Income Census Tracts
Affordable Housing Development
Rehabilitation of Income Eligible

Single-family Owner-Occupied Dwellings
Public Service Funding Not to Exceed 15% of the Annual Grant
Program Administration Costs
Demolition of deteriorated, vacant and/or abandoned structures
Public Facility Improvements

Citizens wishing to comment on this Draft Plan or proposed activities may do so by contacting the Community Development Division, Government Center, P.O. Box 3157, 115 E. Washington St., 2nd floor, Bloomington, (309) 434-2342 or e-mail jtonay@cityblm.org. Effective Monday, February 23, 2015, copies of the draft will be available at this office, at the City Clerk's office at City Hall, 109 East Olive St., Bloomington, at the Bloomington Public Library and on the City of Bloomington's website, www.cityblm.org. Comments received in writing prior to March 25, 2015, will be considered for final Plan submission to HUD.

In addition, a public hearing the draft plan and proposed expenditure of Community Development Block Grant funds for FY 2015-2020, will be held on Monday, March 2, 2015, during the City Council Meeting. The hearing is open to the public. The council meeting is at 7:00 p.m. in the City Council Chambers, 109 Olive Street, Bloomington.

Participation of all residents including non-English speaking and physical, visual or hearing

impaired individuals are encouraged to respond. Individuals with impairments are asked to notify the office a minimum of 3 days in advance, 309-434-2244, of their intent to participate, so that appropriate accommodations can be made.

Jennifer Toney
City of Bloomington
Grants Coordinator
Planning and Code Enforcement Department
P.O. Box 3157
Bloomington, IL 61702-3157
Phone: 309-434-2342
FAX: 309-434-2801
Email: jtonay@cityblm.org

Pantagraph Publishing

The Pantagraph
301 WEST WASHINGTON ST. P.O. BOX 2907
BLOOMINGTON, ILLINOIS 61702-2907
PHONE 309-829-9000

LOAN # _____
BILLING CODE _____
HUD PROJ/ACT# _____
DATE DRAWN/INITIAL _____
DATE APPROVED/INITIAL _____
EN AMOUNT _____
PI AMOUNT _____

Certificate of Publication

City of Bloomington
PO Box 3157
Bloomington, IL 617023157

ACCOUNT #	60072323	DATES APPEARED	07/17/2015
AD ORDER #	20745087		
INVOICE DATE	07/17/2015		
AMOUNT	220.60		

STATE OF ILLINOIS,
COUNTY OF MCLEAN
CITY OF BLOOMINGTON

} SS:

The Pantagraph Publishing Co. hereby certifies that it is now and has been for more than one year continuously, d/b/a **The Pantagraph**, a daily secular newspaper of general circulation in said County, published in the City, County and State aforesaid, and further certifies that said newspaper has been continuously published at regular intervals of more than once each week with more than a minimum of fifty issues per year for more than one year prior to the first publication of the notice, and further certifies that **The Pantagraph** is a newspaper as defined by the Statutes of the State of Illinois in such cases made and provided, and further hereby certifies that a notice of which the annexed notice is a true copy, has been regularly published in said paper.

By Janette Johnson

Date 07-17-2015

Paste Tear Sheet Here

20745087
PUBLIC NOTICE
SUBSTANTIAL AMENDMENT
TO THE CITY OF
BLOOMINGTON
FY 41 (MAY 1, 2015-APRIL 30,
2016) ACTION PLAN

The City of Bloomington, Community Development Department is providing notice of a change in the use of Community Development Block Grant (CDBG) funds which were described in the 2015-2016 Action Plan. The following projects are either amended from the original Action Plan or listed as a new activity. Additional available funding was the result of unexpended revenues and grant dollars from the previous year.

(1) An additional project will be added to the 2015-2016 Action Plan to allow for the repair of sidewalks. \$10,000 will be budgeted for the project. This project will fund 2-3 sidewalk repair activities. The activities will be limited to the downtown Bloomington area.

A public hearing will be held on Friday, August 21, 2015, at 12:30 p.m., in the Community Development Department's Hepperly Conference Room, 2nd floor of the Government Center at 115 East Washington Street, Bloomington.

Public comments will be accepted beginning Monday, July 20, 2015 and ending Wednesday, August 20, 2015 at 4:30 pm. Written comments should be submitted to:

Jennifer Toney,
Grant Coordinator
Community Development
Department
P.O. Box 3157
Bloomington, IL 61702-3157
Phone: 309-434-2342
FAX: 309-434-2801
Email: jtoney@cityblm.org

Participation of all residents, including non-English speaking and physical, visual or hearing impaired individuals are encouraged to respond. Individuals with impairments are asked to notify the office a minimum of 3 days in advance, at 309-434-2244, of their intent to participate so that appropriate accommodations can be made.

Substantial Amendment Public Hearing
August 21, 2015
Hepperly Room – Government Center
12:30 pm – 1:30 pm

Welcome	Jennifer Toney
Review Amendments	Jennifer Toney
Public Comments	Open to Public
Closing	Jennifer Toney

Substantial Amendment Public Hearing
April 26, 2016
Hepperly Room – Government Center
12:00 pm – 1:00 pm

Welcome	Jennifer Toney
Review Amendments	Jennifer Toney
Public Comments	Open to Public
Closing	Jennifer Toney

Pantagraph Publishing

The Pantagraph

301 WEST WASHINGTON ST. P.O. BOX 2907
BLOOMINGTON, ILLINOIS 61702-2907
PHONE 309-829-9000

SENT TO CD

MAR 28 2016

FROM ACCOUNTS PAYABLE

Code - return to A/P

Thanks.

CITY OF BLOOMINGTON
109 E OLIVE ST
PO Box 3157
BLOOMINGTON, IL 61702

Certificate of Publication

ACCOUNT # 60000796
AD ORDER # 20799899
INVOICE DATE 3/24/2016
AMOUNT 299.88

DATES APPEARED

3/24/2016

Paste Tear Sheet Here

STATE OF ILLINOIS,
COUNTY OF MCLEAN
CITY OF BLOOMINGTON

} SS:

The Pantagraph Publishing Co. hereby certifies that it is now and has been for more than one year continuously, d/b/a **The Pantagraph**, a daily secular newspaper of general circulation in said County, published in the City, County and State aforesaid, and further certifies that said newspaper has been continuously published at regular intervals of more than once each week with more than a minimum of fifty issues per year for more than one year prior to the first publication of the notice, and further certifies that **The Pantagraph** is a newspaper as defined by the Statutes of the State of Illinois in such cases made and provided, and further hereby certifies that a notice of which the annexed notice is a true copy, has been regularly published in said paper.

J. Toney 3-28-15

By *Janette Johnson*

Date 3-24-2016

20799899
PUBLIC NOTICE
SUBSTANTIAL AMENDMENT
TO THE CITY OF
BLOOMINGTON
FY 41 (MAY 1, 2015-APRIL 30,
2016) ACTION PLAN

The City of Bloomington, Community Development Department is providing notice of a change in the use of Community Development Block Grant (CDBG) funds which were described in the 2015-2016 Action Plan. The following projects amended from the original Action Plan.

- (1) An additional \$85,047 was added to the Rehabilitation Loan line item. These funds will support additional rehabilitation loans and grants to low-mod income families as originally intended.
- (2) An additional \$18,591 was budgeted for under the Demolition of Deteriorating Structures program activities. Additional funding was necessary in order to complete the current projects for FY41. The additional funding brings the budgeted amount for the program to \$116,409.
- (3) An additional \$5,000 was budgeted for HUD-required Section 3 training.
- (4) An additional \$2,500 was budgeted for the WBRP Tool Library.
- (5) An additional \$7,500 was budgeted for the WBRP Façade Program.
- (6) An additional \$2,025 was budgeted for Rehabilitation Service Delivery Costs related to the additional Rehabilitation Loan increase.

Reprogrammed funds are a result of additional Program Income received, more carry-forward funding than anticipated and a reduction of the budget line for the Infrastructure and Public Facilities project.

A public hearing will be held on Tuesday, April 26, 2016, at 12:00 p.m., in the Community Development Department's Hepperly Conference Room, 2nd floor of the Government Center at 115 East Washington Street, Bloomington.

Public comments will be accepted beginning Friday, March 25, 2016 and ending Wednesday, April 26, 2016 at 4:30 pm. Written comments should be submitted to:

Jennifer Toney,
Grant Coordinator
Community Development
Department
P.O. Box 3157
Bloomington, IL 61702-3157
Phone: 309-434-2342
FAX: 309-434-2801
Email: jtoney@cityblm.org

Participation of all residents, including non-English speaking and physical, visual or hearing impaired individuals are encouraged to respond. Individuals with impairments are asked to notify the office a minimum of 3 days in advance, at 309-434-2342, of their intent to participate so that appropriate accommodations can be made.

RECEIVED
MAR 28 2016

FINANCE DEPT.

Pantagraph Publishing

The Pantagraph
301 WEST WASHINGTON St. P.O. BOX 2907
BLOOMINGTON, ILLINOIS 61702-2907
PHONE 309-829-9000

Certificate of Publication

City of Bloomington
PO Box 3157
Bloomington, IL 617023157

ACCOUNT # 60072323
AD ORDER # 20726982
INVOICE DATE 05/01/2015
AMOUNT 539.90

DATES APPEARED

05/01/2015

Public Notices

Paste Tear Sheet Here

STATE OF ILLINOIS,
COUNTY OF MCLEAN
CITY OF BLOOMINGTON

} SS:

The Pantagraph Publishing Co

is now and has been for more than one year continuing to publish **Pantagraph**, a daily secular newspaper of general circulation in the City, County and State of Illinois. The City of Bloomington certifies that said newspaper has been continuously published at intervals of more than once each week with more than one issue per year for more than one year prior to the date of this notice, and further certifies that **The Pantagraph** is published in accordance with the Statutes of the State of Illinois in such cases as provided therein. The City further hereby certifies that a notice of which the attached copy, has been regularly published in said paper.

20726982
NOTICE OF FINDING OF NO
SIGNIFICANT IMPACT
AND NOTICE OF INTENT
TO REQUEST RELEASE
OF FUNDS

May 1, 2015
City of Bloomington
Planning and Code Enforcement,
Community Development
Division
109 E. Olive
Bloomington, IL 61701
309-434-2342

These notices shall satisfy two separate but related procedural requirements for activities to be undertaken by the City of Bloomington.

REQUEST FOR RELEASE OF FUNDS

On or about May 26, 2015 the City of Bloomington will submit a request to the US Department of Housing and Urban Development for the release of Community Development Block Grant funds under Housing and Community Development Acts of 1974, 1980, 1981 and 1983 to undertake a project known as the Community Development program for the purpose of: 1) Housing Rehabilitation, presently unidentified structures for low to moderate income households (\$91,000); grants to the West Bloomington Revitalization Project Tool Library and Facade Programs (\$5000); grant to YouthBuild for rehabilitation at 907 W. Olive (\$20,000); grant to Construction Charities for rehabilitation on manufactured homes - sites to be determined (\$50,000); grants to low to moderate income households on the 500 and 600 blocks of E. Jackson for sewer connection fees (\$100,000); rehabilitation service delivery fees (\$5000); 2) Demolition of presently unidentified structures which will provide the elimination of slum/blight on a spot or area basis (\$92,818); 3) Public Services Activities - Homeless Outreach Worker (\$14,000), Housing and Benefits Specialist (\$9,680); Emergency Grant Program (\$20,000); Peace Meals Senior Nutrition Program (\$15,000); Life Skills / Job Training for Public Housing

residents (\$10,000); 4) Public Facility Improvements - Sewer/water improvements and connection fees for low to moderate income households on the 400 block of N. Catherine St. (\$287,000); 5) Program Administration (\$10,000). Projects will be funded with 2015-2016 Community Development Block grant funds in the amount of \$549,498, carry-forward funds and program income. Total budget for the year is \$729,498.
FINDING OF NO SIGNIFICANT IMPACT

The City of Bloomington has determined that the project will have no significant impact on the human environment. Therefore, an Environmental Impact Statement under the National Environmental Policy Act of 1969 (NEPA) is not required. Additional project information is contained in the Environmental Review Record (ERR) on file at City of Bloomington, Planning and Code Enforcement, Community Development Division, Government Center, 115 E. Washington, 2nd Floor, Bloomington, IL and may be examined or copied weekdays 7:30 am to 4:30 pm.

PUBLIC COMMENTS

Any individual, group, or agency may submit written comments on the ERR to the attention of Jennifer Toney at the address above or at jtonney@cityblm.org. All comments received by May 22, 2015 will be considered by the City of Bloomington prior to authorizing submission of a request for release of funds. Comments should specify which Notice they are addressing.

ENVIRONMENTAL CERTIFICATION


The City of Bloomington certifies to HUD that David Hales in his capacity as City Manager consents to accept the jurisdiction of the Federal Courts if an action is brought to enforce responsibilities in relation to the environmental review process and that these responsibilities have been satisfied. HUD's approval of the certification satisfies its responsibilities

under NEPA and related laws and authorities and allows the City of Bloomington to use Program funds.
OBJECTIONS TO RELEASE OF FUNDS
HUD will accept objections to its release of fund and the City of Bloomington's certification for a period of fifteen days following the anticipated submission date or its actual receipt of the request (whichever is later) only if they are on one of the following bases: (a) the certification was not executed by the Certifying Officer of the City of Bloomington; (b) the City of Bloomington has omitted a step or failed to make a decision or finding required by HUD regulations at 24 CFR part 58; (c) the grant recipient or other participants in the development process have committed funds, incurred costs or undertaken activities not authorized by 24 CFR Part 58 before approval of a release of funds by HUD; or (d) another Federal agency acting pursuant to 40 CFR Part 1504 has submitted a written finding that the project is unsatisfactory from the standpoint of environmental quality. Objections must be prepared and submitted in accordance with the required procedures (24 CFR Part 58, Sec. 58.76) and shall be addressed to HUD at Chicago Regional Office, 77 W. Jackson Blvd, Chicago, IL 60606-3507. Potential objectors should contact HUD to verify the actual last day of the objection period.

David Hales, City Manager

By Janette

Date 05-01-2015



on, IL 61704.
e will be administered
ourt supervision un-
ar Sec. 28-4 of the
ct (755 ILCS 5/28-4)
ested person termi-
dependent administra-
y time by mailing or
a petition to termi-
the Clerk. Claims
e estate may be filed
ce of the Clerk of the
urt at the Woodford
Courthouse, 115 N.
Eureka, IL 61530,
(6) months from the
rst publication of this
ice. Any claim not
r before that date is
opies of a claim filed
Clerk must be mailed
ad by the claimant to
entative and to the
within ten (10) days
been filed.
e 17, 2016
VanElten
of the Estate of Larry
en, Deceased 410 E.

nois 61530
.. Galloway, Attorney
rospect, Suite #204
n, IL 61704
5878
owaylaw.net
i dates: June 23, June
y 7, 2016- Woodford
ounty Journal

20819511
RCUIT COURT OF
EVENTH JUDICIAL
COUNTY, ILLINOIS
K, NATIONAL AS-
N,

S RENCHER A/K/A
ELLE S
S-BROWN; FELIX

JR A/K/A FELIX L
JR; UNKNOWN
AND
JRD CLAIMANTS,
VTS.

BBSSEN DR
L 61761
/ PUBLICATION
GIVEN TO YOU,
S RENCHER a/k/a
ELLE S
S-BROWN
JWOOD RENCHER
FELIX L RENCHER

Owners and
Claimants
that this case has
nenced in this Court
and other defend-
g for the foreclosure
n Mortgage convey-
mises described as
it:
THE SECOND AD-
GREENBRIAR
DIVISION IN THE
F NORMAL, IN
OUNTY, ILLINOIS.
known as: 1807 Ja-
ve
1761
said Mortgage was

S RENCHER a/k/a
ELLE S
S-BROWN, FELIX
RENCHER JR a/k/a
NCHER JR

TO GAGE, A DIVI-
PNC BANK, NA-
SOCIATION
and recorded in the
the Recorder of
McLean County, Illi-
Document No.
148; and for other

OU file your answer
e file your appear-
case in the Office
of this County,
hart
t Street
IL 61701
e July 25, 2016, A
OR DECREE BY

THOMAS D. BARGER III
Livingston, Barger, Brandt &
Schroeder
115 W. Jefferson, Suite 400
Bloomington, IL 61702-3457
Phone: 309/828-5281
tbarger@lbbs.com

20821279
IN THE CIRCUIT COURT OF
THE ELEVENTH JUDICIAL
CIRCUIT
MCLEAN COUNTY, ILLINOIS
PENNYMAC LOAN SER-
VICES, LLC,
PLAINTIFF,
VS.
MICHAEL ALLSUP A/K/A MI-
CHAEL S. ALLSUP, A/K/A MI-
CHAEL SCOTT ALLSUP,
TINA ALLSUP A/K/A TINA S
ALLSUP; UNKNOWN OWN-
ERS AND NON-RECORD
CLAIMANTS; OAKWOODS
HOMEOWNERS ASSOCIA-
TION OF BLOOMINGTON,
INC.
DEFENDANTS.
15 CH 221
2502 TIMBER VIEW DRIVE
BLOOMINGTON, IL 61701

NOTICE OF SALE PURSU-
ANT TO JUDGMENT OF
FORECLOSURE
UNDER ILLINOIS MORT-
GAGE FORECLOSURE ACT
PUBLIC NOTICE IS HEREBY
GIVEN that pursuant to a
Judgment of Foreclosure and
Sale entered by the Court in
the above entitled cause on
May 4, 2016, Sheriff of McLean
County will on August 10,
2016, in the lobby of the
McLean County Law & Justice
Center, 104 West Front Street,
Bloomington, IL 61701, at
10:00 AM, sell at public auction
and sale to the highest bidder
for cash, all and singular, the
following described real estate
mentioned in said Judgment,
situated in the County of
McLean, State of Illinois, or so
much thereof as shall be suffi-
cient to satisfy said Judgment:

LOT 339 IN THE SIXTH ADDI-
TION TO OAKWOODS DE-
VELOPMENT IN THE CITY OF
BLOOMINGTON, ACCORD-
ING TO THE PLAT THEREOF
RECORDED OCTOBER 27,
1992 AS DOCUMENT NO.
92-30766, IN MCLEAN
COUNTY, ILLINOIS.
TAX NO. 21-17-176-018
COMMONLY KNOWN AS:
2502 TIMBER VIEW DRIVE
BLOOMINGTON, IL 61701

Description of Improvements:
SINGLE FAMILY HOME, NOT
FOR SALE, UTIL ON, 2 CAR
ATT GAR
The Judgment amount was
\$142,413.67.
Sale Terms: This is an "AS IS"
sale for "CASH". The success-
ful bidder must deposit 10%
down by certified funds; bal-
ance, by certified funds, within
24 hours. NO REFUNDS.
The subject property is subject
to general real estate taxes,
special assessments or special
taxes levied against said real
estate, water bills, etc., and is
offered for sale without any
representation as to quality or
quantity of title and without re-
course to plaintiff. The sale is
further subject to confirmation
by the court.
Upon payment in full of the bid
amount, the purchaser shall re-
ceive a Certificate of Sale, which
will entitle the purchaser to a
Deed to the real estate after
confirmation of the sale.
The property will NOT be open
for inspection. Prospective bid-
ders are admonished to check
the court file to verify all infor-
mation.
The successful purchaser has
the sole responsibility/expense
of evicting any tenants or other
individuals presently in posses-
sion of the subject premises.
If this property is a condominium
unit, the purchaser of the
unit at the foreclosure sale,
other than a mortgagee shall

SECTION 1: To the extent and
as required by "an Act regulat-
ing wages of laborers, mechan-
ics and other workers em-
ployed in any public works by
the State, county, city or any
public body or any political
subdivision or by any one un-
der contract for public works,"
approved June 26, 1941, as
amended, the general prevail-
ing rates of wages in this local-
ity for laborers, mechanics and
other workers engaged in con-
struction of public works com-
ing under the jurisdiction of the
school district is hereby ascer-
tained to be the same as the
prevailing rates of wages for
construction work in the
DeWitt, Livingston, Logan,
McLean Counties area, as de-
termined by the Department of
Labor of the State of Illinois as
of June of the current year, a
copy of that determination be-
ing attached hereto and incor-
porated herein by reference.
As required by said Act, any
and all revision of the prevail-
ing rates of wages by the De-
partment of Labor of the State
of Illinois shall supersede the
Department's June determina-
tion and apply to any and all
public works construction un-
dertaken by these school dis-
tricts. The definition of any
terms appearing in this Resolu-
tion, which are also used in
aforesaid Act, shall be the
same as in said Act.

SECTION 2: Nothing herein
contained shall be construed to
apply said general prevailing
rate of wages as herein ascer-
tained to any work or employ-
ment except public works con-
struction of these school
districts to the extent required
by the aforesaid Act.

SECTION 3: The school dis-
trict Clerk or Secretary shall
publicly post or keep available
for inspection by any interested
party in the main office of the
school district this determina-
tion or of the current revised
determination of the prevailing
rates of wages then in effect
shall be attached to all contract
specifications.

SECTION 4: The school dis-
trict Clerk or Secretary shall
mail a copy of this determina-
tion to any employer and to
any association of employers
and to any person or associa-
tion of employees who have
filed their names and ad-
resses and have requested
copies of any determination
stating the particular rates and
the particular class of workers
whose wages will be affected
by such rates.

WHERAS, the aforesaid Act
requires that the school dis-
tricts listed below of DeWitt,
Livingston, Logan, McLean
Counties investigate and as-
ertain the prevailing rate of
wages as defined in said Act
for laborers, mechanics and
other workers in the locality of
said school districts listed be-
low employed in performing
construction of public works,
for said school districts.

NOW THEREFORE, BE IT RE-
SOLVED BY THESE BOARDS
OF EDUCATION:

SECTION 1: To the extent and
as required by "an Act regulat-
ing wages of laborers, mechan-
ics and other workers em-
ployed in any public works by
the State, county, city or any
public body or any political
subdivision or by any one un-
der contract for public works,"
approved June 26, 1941, as
amended, the general prevail-
ing rates of wages in this local-
ity for laborers, mechanics and
other workers engaged in con-
struction of public works com-
ing under the jurisdiction of the
school district is hereby ascer-
tained to be the same as the
prevailing rates of wages for
construction work in the
DeWitt, Livingston, Logan,
McLean Counties area, as de-
termined by the Department of
Labor of the State of Illinois as
of June of the current year, a
copy of that determination be-
ing attached hereto and incor-
porated herein by reference.
As required by said Act, any
and all revision of the prevail-
ing rates of wages by the De-
partment of Labor of the State
of Illinois shall supersede the
Department's June determina-
tion and apply to any and all
public works construction un-
dertaken by these school dis-
tricts. The definition of any
terms appearing in this Resolu-
tion, which are also used in
aforesaid Act, shall be the
same as in said Act.

SECTION 2: Nothing herein
contained shall be construed to
apply said general prevailing
rate of wages as herein ascer-
tained to any work or employ-
ment except public works con-
struction of these school
districts to the extent required
by the aforesaid Act.

SECTION 3: The school dis-
trict Clerk or Secretary shall
publicly post or keep available
for inspection by any interested
party in the main office of the
school district this determina-
tion or of the current revised
determination of the prevailing
rates of wages then in effect
shall be attached to all contract
specifications.

SECTION 4: The school dis-
trict Clerk or Secretary shall
mail a copy of this determina-
tion to any employer and to
any association of employers
and to any person or associa-
tion of employees who have
filed their names and ad-
resses and have requested
copies of any determination
stating the particular rates and
the particular class of workers
whose wages will be affected
by such rates.

SECTION 5: The school dis-
trict Clerk or Secretary shall
promptly file a certified copy of
this Resolution with the Secre-
tary of State of the State Index
Division.

SECTION 6: The school dis-
trict Clerk or Secretary shall
cause to be published in a
newspaper of general circula-
tion within the area a copy of
the Resolution, and such publi-
cation shall constitute notice
that the determination is effec-

1100 Indiana Ave, Pontiac
815-844-6113 6/13/16
Prairie Central #8 Dr. John
Capasso 605 N. 7th Street,
Fairbury
815-692-2504 5/19/16
Ridgeview #19 Guy Grad-
ert 309 N. Harrison, Colfax
309-723-5111 5/10/2016
Rooks Creek #425 Todd Bean
Box 117, Graymont
815-743-5346 5/9/16
Saunemin #438 Julie
Schmitt Box 290,
Saunemin
815-832-4421 6/14/16
Tri Valley #3 Dr. Dave
Mouser 410 E. Washing-
ton, Downs
309-378-2351 6/20/16
Tri-Point Unit #6J Jeff Bryan 101
E. Main, Kempton
815-253-6299 5/16/16
West Lincoln-Broadwell Elem.
Dist. #92 Bailey Climer 2695
Woodlawn Rd., Lincoln
217-732-2630 5/23/16
Woodland Unit #5 Ryan
McGuckin 5800 E. 3000
North Road, Streator
815-672-5974 5/18/16

20821380
NOTICE

Public Notice is hereby given
that the Woodland CUSD #5
will receive proposals for
Group Health Insurance cov-
erage. Proposal specifications
may be obtained upon request
from Bushue Human Re-
sources, Inc., 104 N. Second
St. - Suite B, Effingham, IL
62401. Phone (217) 342-3046.
All proposals are to be re-
ceived by Woodland CUSD #5
at 5800 E 3000 North Rd,
Streator, IL 61364 on or before
2:00 p.m. on September 13,
2016, and will be opened at
time specified.

20821759
IN THE DISTRICT COURT OF
WYANDOTTE COUNTY,
KANSAS
PROBATE DEPARTMENT

IN THE MATTER OF THE
ADOPTION OF:
SEBASTIAN MICHAEL EISELE
DOB: 2009
Case No. 16 AD 87

NOTICE OF HEARING

To: Taylor Lynne Ward and
Spencer (Last Name Unknown)
and to John Doe, and to all
other persons who are or may

claimant must, within 10 days,
mail or deliver a copy of the
claim to the Representative and
to his or her attorney and
file with the Clerk proof of such
mailing or delivery.
Dated: June 27, 2016
Sharon Lou Gatz, Independent
Executor
By: Attorney for Independent
Executor
John L. Pratt
Pratt and Pratt, P.C.
415 N. Center Street
Bloomington, IL 61701
(309) 828-2302


20822863
THE CONSOLIDATED ANNUAL
PERFORMANCE AND EVALU-
ATION REPORT (CAPER)
City of Bloomington, Community
Development Block Grant
Annual Report

On Friday, July 8, 2016 a draft
of the Consolidated Annual
Performance and Evaluation
Report for the City of
Bloomington's Community De-
velopment Division's Program
Year 41 (May 1, 2015 - April
30, 2016) will be available for
public review and citizen com-
ments. The document will be
available between 7:30 am -
4:30 pm Monday - Friday at the
Community Development Divi-
sion at 115 E. Washington St.,
Government Center 2nd floor
and the City Clerk's Office at
Bloomington City Hall, 109 E.
Olive St., Bloomington, Mon-
day - Friday 8:00 am - 5:00 pm.
It will also be available on the
city's website,
www.cityblm.org, and at the
Bloomington Public Library,
205 E. Olive St., Bloomington
during their normal business
hours. Citizens are encour-
aged to provide written com-
ments to the Community De-
velopment Division by Thurs-
day, July 28, 2016 at 4:30 pm.

A public hearing will be held on
Thursday, July 28 at 12:00 pm
in the Heppery Conference
Room, located in the Planning
and Code Enforcement Depart-
ment, 2nd Floor of the Govern-
ment Center, 115 E. Washing-
ton St., Bloomington.

Questions regarding this report
should be directed to Jennifer
Toney, Grants Coordinator at
309-434-2342 or email
jtoney@cityblm.org

Pantagraph 7-7-16/C6
Location! Location!
Location!



Location is everything. When you're
buying or selling a house talk to your
REALTOR® about advertising your house
in Home Finder and Home Market.

U.S. DEPARTMENT OF HOUSING AND
 URBAN DEVELOPMENT
 OFFICE OF COMMUNITY PLANNING AND
 DEVELOPMENT
 PR01 - HUD Grants and Program Income

DATE: 7/6/2016
 TIME: 1:33:16 PM
 PAGE: 3/6

IDIS

Program	Fund Type	Grantee Name	Grant Number	Available to Draw	Recapture Amount
CDBG	EN	BLOOMINGTON	B89MC170004	\$0.00	\$0.00
			B90MC170004	\$0.00	\$0.00
			B91MC170004	\$0.00	\$0.00
			B92MC170004	\$0.00	\$0.00
			B93MC170004	\$0.00	\$0.00
			B94MC170004	\$0.00	\$0.00
			B95MC170004	\$0.00	\$0.00
			B96MC170004	\$0.00	\$0.00
			B97MC170004	\$0.00	\$0.00
			B98MC170004	\$0.00	\$0.00
			B99MC170004	\$0.00	\$0.00
			B00MC170004	\$0.00	\$0.00
			B01MC170004	\$0.00	\$0.00
			B02MC170004	\$0.00	\$0.00
			B03MC170004	\$0.00	\$0.00
			B04MC170004	\$0.00	\$0.00
			B05MC170004	\$0.00	\$0.00
			B06MC170004	\$0.00	\$0.00
			B07MC170004	\$0.00	\$0.00
			B08MC170004	\$0.00	\$0.00
			B09MC170004	\$0.00	\$0.00
			B10MC170004	\$0.00	\$0.00
			B11MC170004	\$0.00	\$0.00
			B12MC170004	\$0.00	\$0.00
			B13MC170004	\$0.00	\$0.00
B14MC170004	\$156.25	\$0.00			
B15MC170004	\$104,426.79	\$0.00			
		BLOOMINGTON Subtotal:		\$104,583.04	\$0.00
		EN Subtotal:		\$104,583.04	\$0.00
PI	BLOOMINGTON	B97MC170004	\$0.00	\$0.00	
		B98MC170004	\$0.00	\$0.00	
		B99MC170004	\$0.00	\$0.00	
		B00MC170004	\$0.00	\$0.00	
		B01MC170004	\$0.00	\$0.00	
		B02MC170004	\$0.00	\$0.00	
		B03MC170004	\$0.00	\$0.00	
		B04MC170004	\$0.00	\$0.00	
		B05MC170004	\$0.00	\$0.00	
		B06MC170004	\$0.00	\$0.00	
		B07MC170004	\$0.00	\$0.00	
		B08MC170004	\$0.00	\$0.00	
		B09MC170004	\$0.00	\$0.00	
		B10MC170004	\$0.00	\$0.00	
		B11MC170004	\$0.00	\$0.00	
B12MC170004	\$0.00	\$0.00			
B13MC170004	\$0.00	\$0.00			
B14MC170004	\$0.00	\$0.00			
B15MC170004	\$12,818.44	\$0.00			
		BLOOMINGTON Subtotal:		\$12,818.44	\$0.00
		PI Subtotal:		\$12,818.44	\$0.00
LA	BLOOMINGTON	B03MC170004	\$216,950.83	\$0.00	

U.S. DEPARTMENT OF HOUSING AND
 URBAN DEVELOPMENT
 OFFICE OF COMMUNITY PLANNING AND
 DEVELOPMENT
 PR01 - HUD Grants and Program Income

DATE: 7/6/2016
 TIME: 1:33:16 PM
 PAGE: 4/6

IDIS

Program	Fund Type	Grantee Name	Grant Number	Authorized Amount	Suballocated Amount	Amount Committed to Activities
CDBG	LA	BLOOMINGTON	B14MC170004	\$1,152.38	\$0.00	\$1,152.38
			B15MC170004	\$1,935.51	\$0.00	\$1,935.51
			BLOOMINGTON Subtotal:	\$345,038.72	\$0.00	\$345,038.72
			LA Subtotal:	\$345,038.72	\$0.00	\$345,038.72
GRANTEE			\$22,747,949.41	\$0.00	\$23,025,934.64	

U.S. DEPARTMENT OF HOUSING AND
 URBAN DEVELOPMENT
 OFFICE OF COMMUNITY PLANNING AND
 DEVELOPMENT
 PR01 - HUD Grants and Program Income

DATE: 7/6/2016
 TIME: 1:33:16 PM
 PAGE: 5/6

IDIS

Program	Fund Type	Grantee Name	Grant Number	Net Drawn Amount	FY YTD Net Draw Amount	Available to Commit
CDBG	LA	BLOOMINGTON	B14MC170004	\$1,152.38	\$1,152.38	\$0.00
			B15MC170004	\$1,410.62	\$1,410.62	\$0.00
			BLOOMINGTON Subtotal:	\$127,563.00	\$127,563.00	\$0.00
			LA Subtotal:	\$127,563.00	\$127,563.00	\$0.00
GRANTEE			\$22,758,110.93	\$718,822.60	\$67,053.49	

U.S. DEPARTMENT OF HOUSING AND
 URBAN DEVELOPMENT
 OFFICE OF COMMUNITY PLANNING AND
 DEVELOPMENT
 PR01 - HUD Grants and Program Income

DATE: 7/6/2016
 TIME: 1:33:16 PM
 PAGE: 6/6

IDIS

Program	Fund Type	Grantee Name	Grant Number	Available to Draw	Recapture Amount
CDBG	LA	BLOOMINGTON	B14MC170004	\$0.00	\$0.00
			B15MC170004	\$524.89	\$0.00
			BLOOMINGTON Subtotal:	\$217,475.72	\$0.00
		LA Subtotal:		\$217,475.72	\$0.00
GRANTEE				\$334,877.20	\$0.00