



Police Department Proposed FY2016 Budget Presentation, March 7th, 2015

BLOOMINGTON POLICE DEPARTMENT PROPOSED FY 2016 BUDGET PRESENTATION



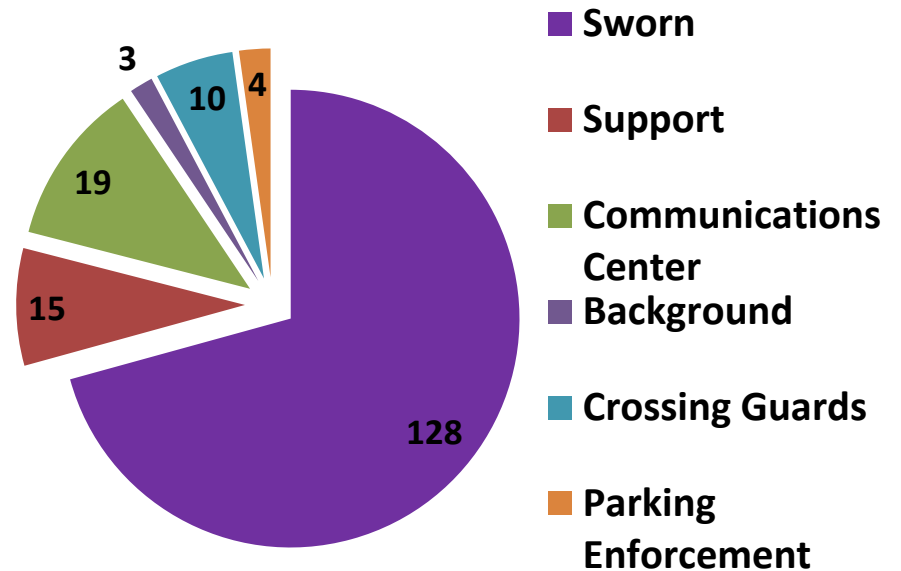
DEPARTMENT TOTAL STAFFING

128 - allocated strength in police officers

- Currently have 5 unfilled officer positions

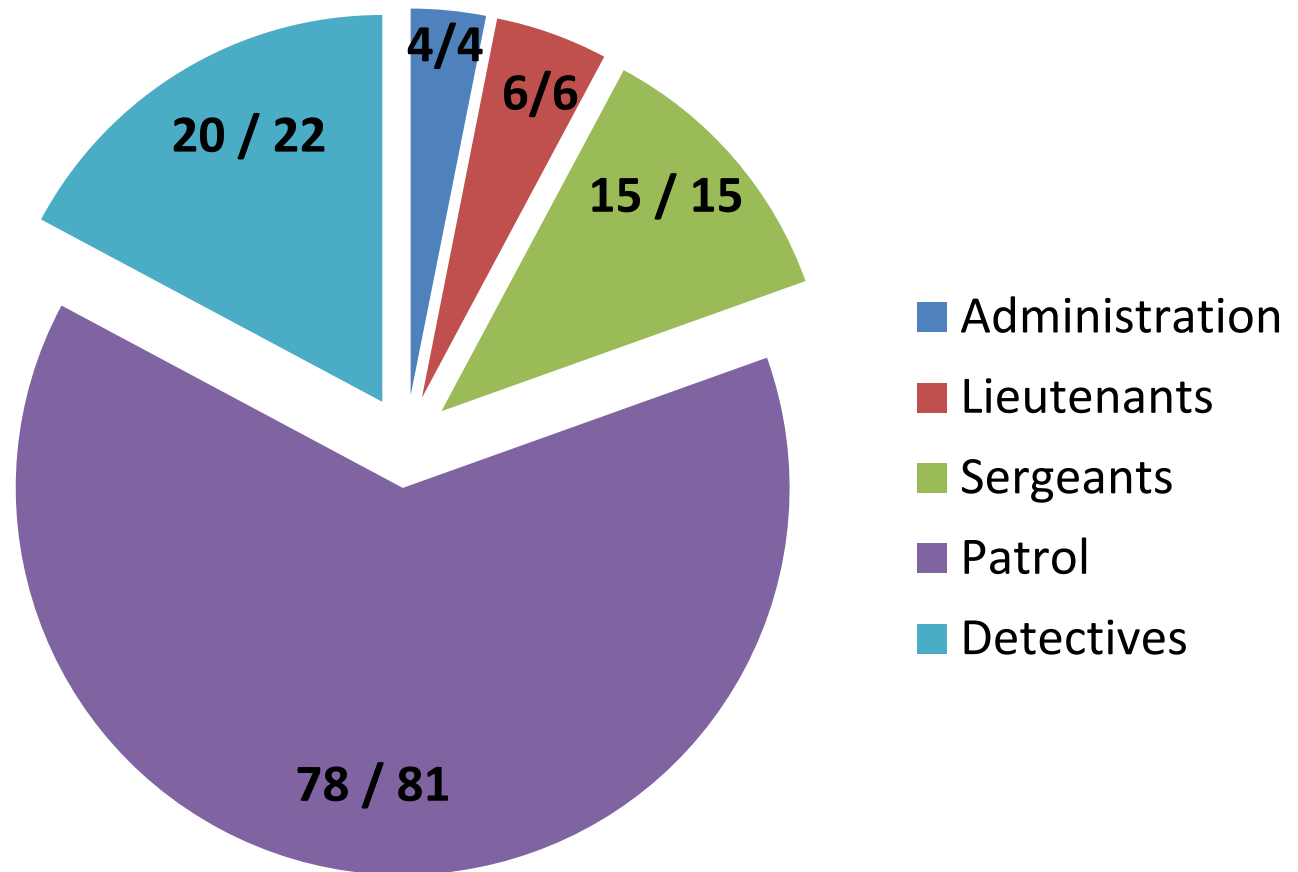
Currently Staffed Positions

- 1 Chief
- 3 Assistant Chiefs
- 6 Lieutenants
- 15 Sergeants
- 99 Patrol/Detective Rank
- 16 FT Telecommunicators
 - 2 Seasonal, 1 Supervisor
- 15 Support Staff
- 3 PT Background Investigators - seasonal
- 4 Parking Enforcement personnel
- 10 Crossing Guards - seasonal



SWORN STAFF ALLOCATIONS

Actual vs. Need



POLICE SERVICES PROVIDED CURRENTLY


- **Patrol Coverage**

- Calls For Service, Crime Suppression and Traffic Enforcement
- First Responders for Significant Events
- Neighborhood Focus Team
 - Sex Offender Registration Compliance/Enforcement
 - Towing Officer
 - PACE Liaison/Partner Officer
 - Compliance Officer - animal ordinances

- **Canine Unit**

- **Downtown Hire back**

- Manage Response to Downtown areas During Nights of Increased Patronage
- Deter Crime, Unlawful Behavior, Fights
- Enforce Laws, Ordinances, Maintain Peace



POLICE SERVICES PROVIDED CURRENTLY

(continued)

- **Criminal Investigations Division**
 - General (Financial, Deceptive Practice, thefts, assaults, batteries, violent crimes, and etc.)
 - Sex Crimes/Child Abuse Investigators
 - Cyber Crimes Investigations, focusing in forensic data recovery common in all types of cases encountered
 - Domestic Violence
 - CIAU Unit - habitual offender targeting, mapping, crime analysis, investigative support, research/development, crime control support to patrol, technology hub.
 - Crime Scene Unit/Lab (Gathering and processing of evidence at scenes)



POLICE SERVICES PROVIDED CURRENTLY

(continued)

- **Communications Center for the Entire City** (police, fire, and after hours for public works, water etc.)
- **Records/Evidence Management**
 - FOIA Compliance, from 25 hr./mo. to 252 hours (6.3 weeks) in January using existing personnel.
 - Evidence Tracking, accountability and security
 - Records Tracking, accountability and security
- **Community Service Officers**
 - Take walk in reports
 - Free up Sworn Officers
- **Problem Oriented Policing (POP) when appropriate**
- **SWAT**
- **Crisis Negotiation Unit**
- **Public Information Officer**
 - Media Relations, Public Relations
 - Explorer Program - department representative
 - Social Media



POLICE SERVICES PROVIDED CURRENTLY

(continued)

- **School Resource Officers**
 - Increases safety for students and staff
 - Liaison with School Districts
 - Increases safety for students and staff
 - Provide Presence at the Schools
 - Create Opportunities for positive interaction with Children
 - Promote School Safety Plans
 - Supervision of School Crossing Guards
- **Street Crimes Division**
 - Gang and Violent Crime Suppression
 - Focused Enforcement of High Crime Areas
 - Drug/Vice Investigations
 - US Marshal's Service Task Force Officer
 - Directed Response to citizen complaints
 - Impact on repeat criminals




POLICE SERVICES PROVIDED CURRENTLY

(continued)


- **Office of Professional Standards**
 - Internal Accountability
 - Responsiveness to Citizen Complaints
 - Internal Investigations
 - Policy and Procedure
 - Training
 - Recruitment/Hiring
 - Internal Audits
 - Quality Control/Customer Service



CRIME STATISTICS



The total Part I Uniform Crime Report (UCR) statistics for calendar year 2014 was **13.3 % lower** than 2013 representing 307 fewer reported incidents.





COMPARABLES

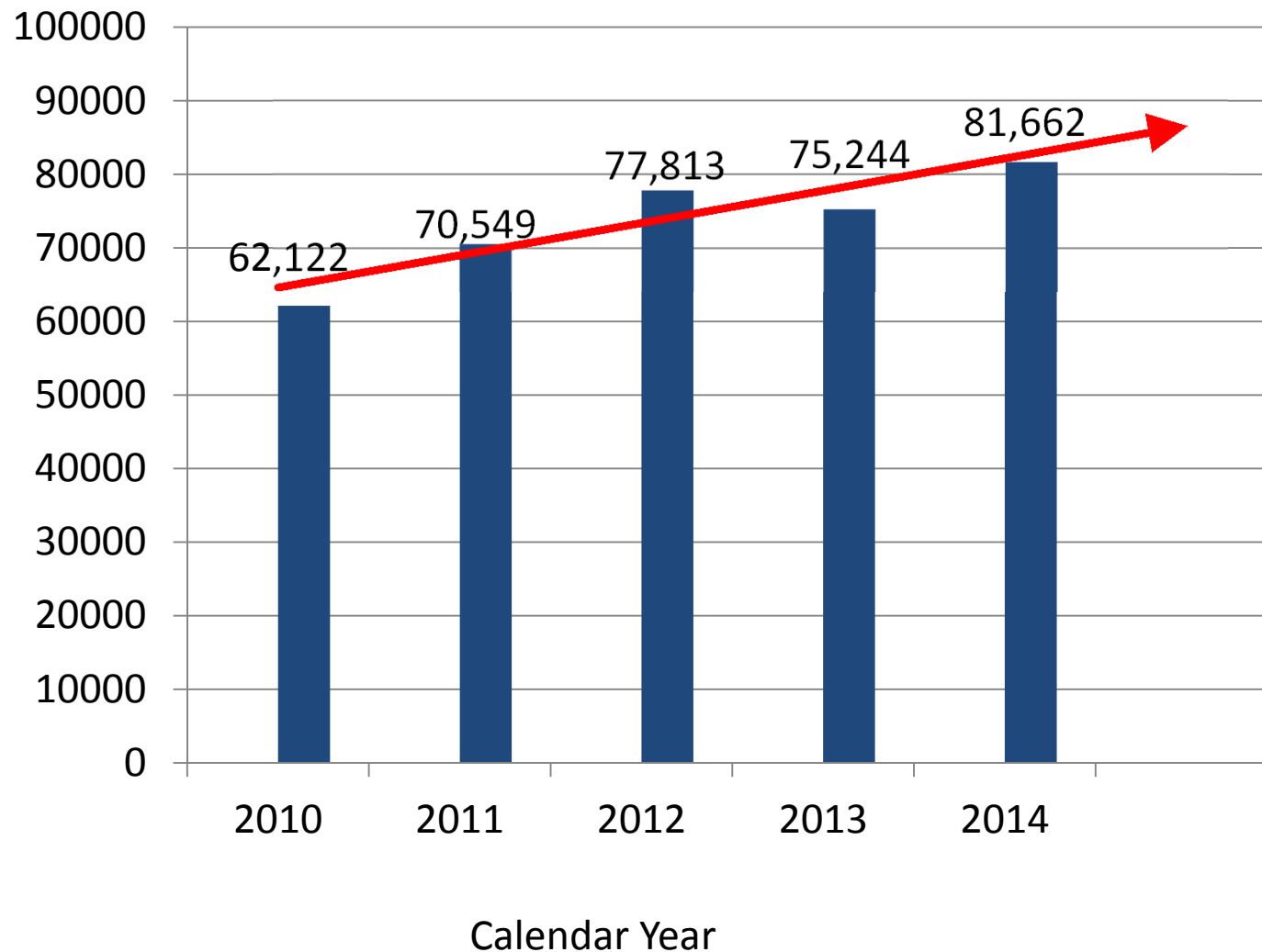
Bloomington remained LOWER in many of the major UCR offenses and again records a lower overall total of UCR offenses that than recorded in comparable central Illinois cities.

2014 UCR Crimes Comparison - preliminary and subject to change	Peoria	Champaign	Springfield	Bloomington
Murder	7	7	4	3
Criminal Sexual Assault	70	67	93	56
Robbery	231	159	255	30
Aggravated Battery	478	346	952	238
Burglary	1246	476	1101	298
Theft	3481	1337	4247	1311
Motor Vehicle Theft	200	53	126	59
Arson	41	16	37	6
Total	5,754	2,461	6,815	2,001

“Don’t Brake While Turning”




CALLS FOR SERVICE 5 YEAR TREND



UNFUNDED MANDATES CONTINUE TO CONSUME POLICE RESOURCES

Examples:

- Concealed Carry Screening
- Sex Offender Monitoring and Registration
- Child Murders/ Violent Offender Monitoring and Registration
- Clear and Present Danger Documentation and Reporting
- Traffic Stop Data Collection
- Exponential Growth in filling FOIA requests



OPERATING BUDGET COMPARISONS

Operating Budget, less Salaries
and Benefits.

2009 - \$2,388,079

2016 - \$1,429,518

Nearly \$1M less

\$-

FY 2009

FY 2014

FY2015 Original

FY 2015 Revised

FY 2016 Proposed

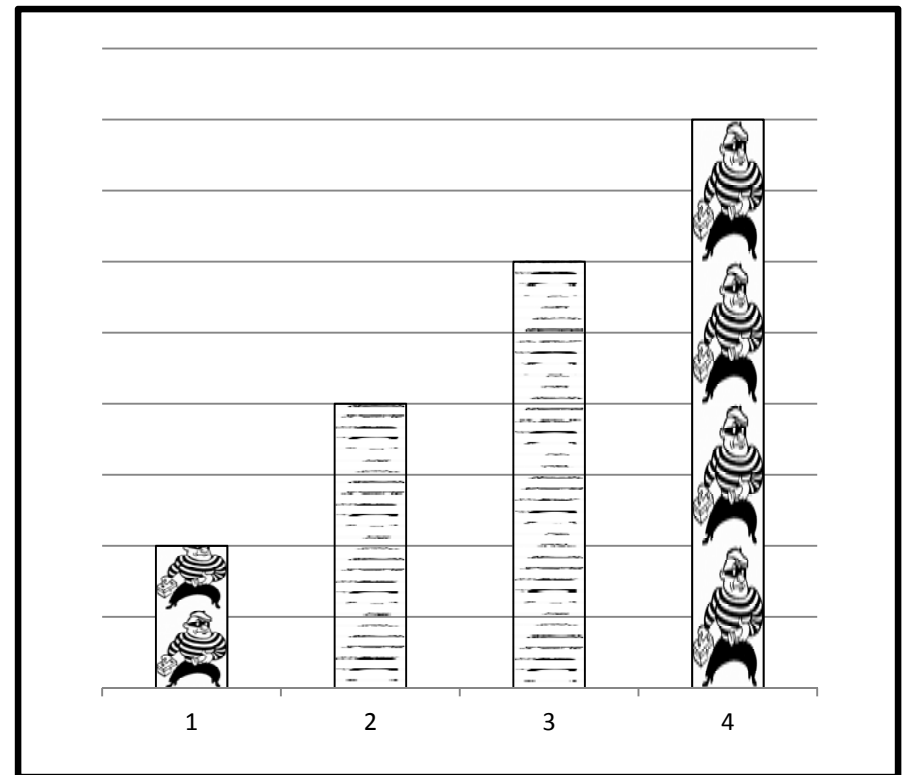
WHERE ARE WE HEADED? WHAT IS NEEDED TO GET THERE?



- Reducing Crime and the Fear of Crime
- Fruits of labors not Realized Immediately
- Initiatives Contributing to Successes are Resource Heavy
 - Problem Oriented Policing
 - Directed Patrols
 - Free up Officer Time to Allow Them to Engage in Pro-Social Interactions

POTENTIAL CONSEQUENCES OF FURTHER REDUCTIONS

- Increased Response Times
- Reduced Customer Service
- Reduction in Specialized Services
- Increases in Overall Crime Rate
- Less Intervention and Prevention
- Efforts to Increase Recruitment will be in Jeopardy or Ultimately Unrealized
- More Reactive, Less Proactive
- Increases in Overtime
- Revised Priorities




We can influence what is around the corner, so do not brake while turning!



We can influence what is around the corner, so do not brake while turning!



We can influence what is around the corner, so do not brake while turning!



FINAL THOUGHTS

- Officer Presence
- Resource Deployment
 - Shootings
 - Death Investigations
 - Burglaries
 - Other Critical Incidents (Fires, Crashes, Mother Nature)
- Overtime and Injuries
- Calls for Service Increasing
- **WE CANNOT MAINTAIN CURRENT LEVEL OF SERVICE INDEFINITELY WITH EXISTING RESOURCES**