

CITY OF BLOOMINGTON



CAPER
May 1 2012-
April 30, 2013
FY 38

August 2, 2013

Mr. Ray E. Willis, Director,
Community Planning and Development
U.S. Dept. of Housing and Urban Development
Illinois State Office, Room 2401
C/O Gail Luckett, CPD Rep
77 West Jackson Blvd.
Chicago, Illinois 60604-3507

**RE: City of Bloomington, Illinois
Comprehensive Annual Performance and Evaluation Report (CAPER)
CDBG Year B-12-MC-17-004
Program Year 38 (May 1, 2012-April 30, 2013)**

Dear Mr. Willis:

Enclosed are the original and two copies of the City of Bloomington's Comprehensive Annual Performance and Evaluation Report for the grant and program year indicated above.

We trust that this will meet with your approval. Should you have any questions, please do not hesitate to call.

Sincerely,

Sharon Walker, Division Manager
Planning and Code Enforcement Department
Telephone: (309) 434-2342
Fax: (309) 434-2801
swalker@cityblm.org

115 East Washington
Street, P.O. Box 3157
Bloomington, Illinois
61702-3157
309-434-2244 tel
309-434-2801 fax
For Hearing Impaired
TTY 309-829-5115

*an equal opportunity
employer*



Community Development Division
Planning and Code Enforcement Department
115 E. Washington Street, P.O. Box 3157
Bloomington, IL 61702-3157

7/18/13

Gail Lockett, CPD Representative
U.S. Department of Housing and Urban Development
Community Planning and Development
77 W. Jackson Blvd., Room 2401
Chicago, IL 60604

RE: City of Bloomington, 2012-13 CAPER

Dear Gail,

City of Bloomington is requesting HUD's permission for an extension in our CAPER due date of July 31, 2013 to August 5, 2013.

In 2009 our office experienced the loss of approximately 30% of our staff – due to a combination of layoffs and retirements. Since that time, those of us that remained have had to assume additional job duties. In addition, I am required to fill in for our Director, Office Manager and other divisional staff when they are out of the office. Between filling in for staff on vacation and staff out on family emergencies this summer, I was not able to get the CAPER Public Notice published in our local paper until Friday, July 19, 2013. As you know, our Citizen Participation Plan requires that we provide a 15 day notice for review and before a Public Hearing.

Therefore, I am not able to submit our CAPER until the afternoon of August 2, 2013; with next business day delivery by Federal Express to your office on Monday, August 5, 2013.

Thank you for your time in considering this request. I know that HUD is familiar with staff shortages and all of us trying to do more with less. We do our best to meet and exceed program guidelines and strive to meet all of the required deadlines. However, at this time we are requesting a small delay in our CAPER submission.

Please let me know if you should have any questions or require any further information.

Sincerely,

Sharon Walker, Division Manager
Planning and Code Enforcement Department
PH: 309-434-2342 / FAX: 309-434-2801
Email: swalker@cityblm.org

Section 3 Summary Report

Economic Opportunities for
Low - and Very Low-Income Persons

U.S. Department of Housing
and Urban Development
Office of Fair Housing
And Equal Opportunity

OMB Approval No: 2529-0043
(exp. 11/30/2010)

HUD Field Office: **CHICAGO**

Section back of page for Public Reporting Burden statement

| | | | |
|---|--|---|--|
| 1. Recipient Name & Address: (street, city, state, zip) CITY OF BLOOMINGTON 109 E. OLIVE STREET BLOOMINGTON, IL 61701 | | 2. Federal Identification: (grant no.) B12MC170004 | 3. Total Amount of Award: 556,487 |
| | | 4. Contact Person SHARON WALKER | 5. Phone: (Include area code) 309-434-2342 |
| | | 6. Length of Grant: 12 MONTHS | 7. Reporting Period: 5/1/12-4/30/13 |
| 8. Data Report Submitted: 07/31/13 | | 9. Program Code: (Use separate sheet for each program code) 7 | 10. Program Name: CDBG ENTITLEMENT |

Part I: Employment and Training (Columns B, C and F are mandatory fields. Include New Hires in E & F)**

| A Job Category | B Number of New Hires | C Number of New Hires that are Sec. 3 Residents | D % of Aggregate Number of Staff Hours of New Hires that are Sec. 3 Residents | E % of Total Staff Hours for Section 3 Employees and Trainees | F Number of Section 3 Trainees |
|--------------------------------------|-----------------------------|--|--|--|--------------------------------------|
| Professionals | 0 | 0 | 0 | 0 | 0 |
| Technicians | 0 | 0 | 0 | 0 | 0 |
| Office/Clerical | 0 | 0 | 0 | 0 | 0 |
| Construction by Trade (List Trade | 0 | 0 | 0 | 0 | 0 |
| Trade | | | | | |
| Trade | | | | | |
| Trade | | | | | |
| Trade | | | | | |
| Other (List) | 0 | 0 | 0 | 0 | 23 |
| | | | | | |
| | | | | | |
| | | | | | |
| | | | | | |
| | | | | | |
| | | | | | |
| | | | | | |
| | | | | | |
| | | | | | |
| | | | | | |
| | | | | | |
| | | | | | |
| Total | 0 | 0 | 0 | 0 | 23 |

* Program Codes
1 = Flexible Subsidy
2 = Section 202/811

3 = Public/Indian Housing
A = Development,
B = Operation
C = Modernization

4 = Homeless Assistance
5 = HOME
6 = HOME State Administered
7 = CDBG Entitlement

8 = CDBG State Administered
9 = Other CD Programs
10 = Other Housing Programs

Part II: Contracts Awarded

1. Construction Contracts:

| | |
|---|---------------|
| A. Total dollar amount of all contracts awarded on the project | \$ 488,064.43 |
| B. Total dollar amount of contracts awarded to Section 3 businesses | \$ 0.0 |
| C. Percentage of the total dollar amount that was awarded to Section 3 businesses | 0 % |
| D. Total number of Section 3 businesses receiving contracts | 0 |

2. Non-Construction Contracts:

| | |
|---|------|
| A. Total dollar amount all non-construction contracts awarded on the project/activity | \$ 0 |
| B. Total dollar amount of non-construction contracts awarded to Section 3 businesses | \$ 0 |
| C. Percentage of the total dollar amount that was awarded to Section 3 businesses | 0 % |
| D. Total number of Section 3 businesses receiving non-construction contracts | 0 |

Part III: Summary

Indicate the efforts made to direct the employment and other economic opportunities generated by HUD financial assistance for housing and community development programs, to the greatest extent feasible, toward low- and very low-income persons, particularly those who are recipients of government assistance for housing. (Check all that apply.)

- Attempted to recruit low-income residents through: local advertising media, signs prominently displayed at the project site, contracts with the community organizations and public or private agencies operating within the metropolitan area (or nonmetropolitan county) in which the Section 3 covered program or project is located, or similar methods.
- Participated in a HUD program or other program which promotes the training or employment of Section 3 residents.
- Participated in a HUD program or other program which promotes the award of contracts to business concerns which meet the definition of Section 3 business concerns.
- Coordinated with Youthbuild Programs administered in the metropolitan area in which the Section 3 covered project is located.
- Other; describe below.

* PROVIDE SECTION 3 EMPLOYMENT READINESS / PROFESSIONAL DEVELOPMENT TRAINING FOR PUBLIC HOUSING RESIDENTS WITH CORG FUNDS, ANNUALLY.
 * ALSO PARTNER W/ YOUTHBUILD ON HOUSING PROJECTS

Public reporting for this collection of information is estimated to average 2 hours per response, including the time for reviewing instructions, searching existing data sources, gathering and maintaining the data needed, and completing and reviewing the collection of information. This agency may not collect this information, and you are not required to complete this form, unless it displays a currently valid OMB number.

Section 3 of the Housing and Urban Development Act of 1968, as amended, 12 U.S.C. 1701u, mandates that the Department ensures that employment and other economic opportunities generated by its housing and community development assistance programs are directed toward low- and very-low income persons, particularly those who are recipients of government assistance housing. The regulations are found at 24 CFR Part 135. The information will be used by the Department to monitor program recipients' compliance with Section 3, to assess the results of the Department's efforts to meet the statutory objectives of Section 3, to prepare reports to Congress, and by recipients as self-monitoring tool. The data is entered into a database and will be analyzed and distributed. The collection of information involves recipients receiving Federal financial assistance for housing and community development programs covered by Section 3. The information will be collected annually to assist HUD in meeting its reporting requirements under Section 808(e)(6) of the Fair Housing Act and Section 916 of the HCDA of 1992. An assurance of confidentiality is not applicable to this form. The Privacy Act of 1974 and OMB Circular A-108 are not applicable. The reporting requirements do not contain sensitive questions. Data is cumulative; personal identifying information is not included.

Form HUD-60002, Section 3 Summary Report, Economic Opportunities for Low- and Very Low-Income Persons.

Instructions: This form is to be used to report annual accomplishments regarding employment and other economic opportunities provided to low- and very low-income persons under Section 3 of the Housing and Urban Development Act of 1968. The Section 3 regulations apply to any *public and Indian housing programs* that receive: (1) development assistance pursuant to Section 5 of the U.S. Housing Act of 1937; (2) operating assistance pursuant to Section 9 of the U.S. Housing Act of 1937; or (3) modernization grants pursuant to Section 14 of the U.S. Housing Act of 1937 and to recipients of housing and community development assistance in excess of \$200,000 expended for: (1) housing rehabilitation (including reduction and abatement of lead-based paint hazards); (2) housing construction; or (3) other public construction projects; and to *contracts and subcontracts in excess of \$100,000* awarded in connection with the Section-3-covered activity.

Form HUD-60002 has three parts, which are to be completed for all programs covered by Section 3. Part I relates to *employment and training*. The recipient has the option to determine numerical employment/training goals either on the basis of the number of hours worked by new hires (columns B, D, E and F). Part II of the form relates to *contracting*, and Part III summarizes recipients' *efforts* to comply with Section 3.

Recipients or contractors subject to Section 3 requirements must maintain appropriate documentation to establish that HUD financial assistance for housing and community development programs were directed toward low- and very low-income persons.* A recipient of Section 3 covered assistance shall submit one copy of this report to HUD Headquarters, Office of Fair Housing and Equal Opportunity. Where the program providing assistance requires an annual performance report, this Section 3 report is to be submitted at the same time the program performance report is submitted. Where an annual performance report is not required, this Section 3 report is to be submitted by January 10 and, if the project ends before December 31, within 10 days of project completion. *Only Prime Recipients are required to report to HUD. The report must include accomplishments of all recipients and their Section 3 covered contractors and subcontractors.*

HUD Field Office: Enter the Field Office name.

1. Recipient: Enter the name and address of the recipient submitting this report.
2. Federal Identification: Enter the number that appears on the award form (with dashes). The award may be a grant, cooperative agreement or contract.
3. Dollar Amount of Award: Enter the dollar amount, rounded to the nearest dollar, received by the recipient.
- 4 & 5. Contact Person/Phone: Enter the name and telephone number of the person with knowledge of the award and the recipient's implementation of Section 3.
6. Reporting Period: Indicate the time period (months and year) this report covers.
7. Date Report Submitted: Enter the appropriate date.

8. Program Code: Enter the appropriate program code as listed at the bottom of the page.
9. Program Name: Enter the name of HUD Program corresponding with the "Program Code" in number 8.

Part I: Employment and Training Opportunities

Column A: Contains various job categories. Professionals are defined as people who have special knowledge of an occupation (i.e. supervisors, architects, surveyors, planners, and computer programmers). For construction positions, list each trade and provide data in columns B through F for each trade where persons were employed. The category of "Other" includes occupations such as service workers.

Column B: (Mandatory Field) Enter the number of new hires for each category of workers identified in Column A in connection with this award. New hire refers to a person who is not on the contractor's or recipient's payroll for employment at the time of selection for the Section 3 covered award or at the time of receipt of Section 3 covered assistance.

Column C: (Mandatory Field) Enter the number of Section 3 new hires for each category of workers identified in Column A in connection with this award. Section 3 new hire refers to a Section 3 resident who is not on the contractor's or recipient's payroll for employment at the time of selection for the Section 3 covered award or at the time of receipt of Section 3 covered assistance.

Column D: Enter the percentage of all the staff hours of new hires (Section 3 residents) in connection with this award.

Column E: Enter the percentage of the total staff hours worked for Section 3 employees and trainees (including new hires) connected with this award. Include staff hours for part-time and full-time positions.

Column F: (Mandatory Field) Enter the number of Section 3 residents that were trained in connection with this award.

Part II: Contract Opportunities

Block 1: Construction Contracts

Item A: Enter the total dollar amount of all contracts awarded on the project/program.

Item B: Enter the total dollar amount of contracts connected with this project/program that were awarded to Section 3 businesses.

Item C: Enter the percentage of the total dollar amount of contracts connected with this project/program awarded to Section 3 businesses.

Item D: Enter the number of Section 3 businesses receiving awards.

Block 2: Non-Construction Contracts

Item A: Enter the total dollar amount of all contracts awarded on the project/program.

Item B: Enter the total dollar amount of contracts connected with this project awarded to Section 3 businesses.

Item C: Enter the percentage of the total dollar amount of contracts connected with this project/program awarded to Section 3 businesses.

Item D: Enter the number of Section 3 businesses receiving awards.

Part III: Summary of Efforts - Self-explanatory

Submit one (1) copy of this report to the HUD Headquarters Office of Fair Housing and Equal Opportunity, at the same time the performance report is submitted to the program office. The Section 3 report is submitted by January 10. Include only contracts executed during the period specified in item 8. PHAs/IHAs are to report all contracts/subcontracts.

* The terms "low-income persons" and very low-income persons" have the same meanings given the terms in section 3 (b) (2) of the United States Housing Act of 1937. *Low-income persons* mean families (including single persons) whose incomes do not exceed 80 percent of the median income for the area, as determined by the Secretary, with adjustments for smaller and larger families, except that

The Secretary may establish income ceilings higher or lower than 80 percent of the median for the area on the basis of the Secretary's findings such that variations are necessary because of prevailing levels of construction costs or unusually high- or low-income families. *Very low-income persons* mean low-income families (including single persons) whose incomes do not exceed 50 percent of the median family income area, as determined by the Secretary with adjustments or smaller and larger families, except that the Secretary may establish income ceilings higher or lower than 50 percent of the median for the area on the basis of the Secretary's findings that such variations are necessary because of unusually high or low family incomes.

General Section:

| | |
|---|-------|
| Executive Summary | 1 |
| General Questions | 2-15 |
| 1. Assessment of one year goals and objectives | |
| 2. Evaluation of Performance | |
| 3. Affirmatively Furthering Fair Housing | |
| 4. Other Actions Taken in Strategic or Action Plan to Address Needs | |
| 5. Leveraging Resources | |
| Managing the Process | 15 |
| Citizen Participation | 16-18 |
| 1. Citizen Comments | |
| 2. Funds Committed and Expended | |
| Institutional Structure | 19 |
| Monitoring | 20-25 |
| 1. How and Frequency | |
| 2. Results | |
| 3. Self Evaluation | |
| Lead Based Paint | 26 |

Housing Section:

| | |
|--|-------|
| Housing Needs – Actions taken to maintain affordable housing | 26-29 |
| Specific Housing Objectives and Evaluation | 29-30 |
| Public Housing Strategy | 30-31 |
| Barriers to Affordable Housing – Actions taken | 31-32 |
| HOME / ADDI – Not applicable | 32 |

Homeless

| | |
|---|-------|
| Homeless Needs | 33-37 |
| 1. Actions taken to address needs | |
| 2. Actions taken to help homeless transition to permanent housing | |
| 3. Federal resources | |
| Emergency Shelter Grants (ESG) – Not applicable | 37 |

Community Development

| | |
|---|-------|
| Community Development | 38-48 |
| 1. Assessment of Relationship of CDBG Funds to Goals and Objectives | |
| 2. Changes in Program Objectives | |
| 3. Assessment of Efforts in Carrying Out Planned Actions | |
| 4. Funds Not Used for National Objectives – Not applicable | |
| 5. Anti-displacement and Relocation – Not applicable | |
| 6. Economic Development Activities | |
| 7. Low/Mod Limited Clientele Activities | |
| 8.-11. Program Income received / Supplemental Financial Summary | |
| 12. Housing Rehabilitation | |
| 13. Neighborhood Revitalization – Not applicable | |
| Antipoverty Strategy | 49-50 |

| | |
|--|----|
| Non-Homeless Special Needs | |
| Non-Homeless Special Needs | 50 |
| Specific HOPWA Objectives – Not applicable | 51 |

| | |
|---|----|
| Other Narrative – Not applicable | 52 |
|---|----|

Maps

Low/Mod, Slum/Blight Area Map
 Population Density
 Median Household Income
 Residents with High School Degree
 Percent of Single Family Households
 Percent of Minority
 Public Housing Sites
 Supported Housing Sites

IDIS Reports

PR03 Consolidated Annual Performance & Evaluation Report
 PR06 Summary of Activities
 PR10 Rehab Activities
 PR23 Summary of Accomplishments Report
 PR26 CDBG Financial Summary for Program Year 2009-2010
 PR09 Program Income Detail by Fiscal Year and Program
 PR56 CDBG Timeliness Report

Notices



Third Program Year CAPER

The CPMP Third Consolidated Annual Performance and Evaluation Report includes Narrative Responses to CAPER questions that CDBG, HOME, HOPWA, and ESG grantees must respond to each year in order to be compliant with the Consolidated Planning Regulations. The Executive Summary narratives are optional.

The grantee must submit an updated Financial Summary Report (PR26).

GENERAL

Executive Summary

This module is optional but encouraged. If you choose to complete it, provide a brief overview that includes major initiatives and highlights that were proposed and executed throughout the first year.

Program Year 3 CAPER Executive Summary response:

This document represents the Consolidated Annual Performance and Evaluation Report (CAPER) for Federal Community Development Block Grant (CDBG) entitlement funds which addressed housing and community development needs within the City of Bloomington corporate limits. The City received \$556,487 in CDBG entitlement grant funds for the period May 1, 2012 through April 30, 2013.

The City also received and administered a variety of grants, totaling \$341,326 for the Federal Supportive Housing Funds (SHP) program providing services to the homeless through the Central Illinois Continuum of Care consortium; and participated in the first year of a 2 year, \$210,000 grant from the Illinois Housing Development Authority (IHDA), for the Single Family Owner Occupied Rehabilitation (SFOOR) Grant Program, effective September, 2012 – August 2014.

As with most communities, needs are always greater than funding sources received. We continue to collaborate with other local agencies, forming partnerships to stretch our dollars and attempt to address some of the most critical needs of the community. Partnerships included, but were not limited to: Habitat for Humanity, Peace Meals, Mid Central Community Action Agency, Bloomington Housing Authority, Labyrinth, PATH and West Bloomington Revitalization Project (WBRP).

General Questions

1. Assessment of the one-year goals and objectives:
 - a. Describe the accomplishments in attaining the goals and objectives for the reporting period.
 - b. Provide a breakdown of the CPD formula grant funds spent on grant activities for each goal and objective.
 - c. If applicable, explain why progress was not made towards meeting the goals and objectives.
2. Describe the manner in which the recipient would change its program as a result of its experiences.
3. Affirmatively Furthering Fair Housing:
 - a. Provide a summary of impediments to fair housing choice.
 - b. Identify actions taken to overcome effects of impediments identified.
4. Describe Other Actions in Strategic Plan or Action Plan taken to address obstacles to meeting underserved needs.
5. Leveraging Resources
 - a. Identify progress in obtaining "other" public and private resources to address needs.
 - b. How Federal resources from HUD leveraged other public and private resources.
 - c. How matching requirements were satisfied.

Program Year 3 CAPER General Questions response:

1. Objectives and Outcomes (a. and b.)

The City has supported a variety of eligible activities to benefit the low / moderate income people of the community. Projects and activities are based upon the needs identified in the 2010-2015 Consolidated Plan. The following is a summary of the projects that were completed in 2011-12:

(1) New housing development - Woodbury Estates Subdivision – \$0 CDBG

Objective: Decent Housing

Outcome: Available / Accessible

This subdivision was the result of the collaboration with a local developer, Tornquist Family Foundation. In 2005-06 infrastructure was completed with the assistance of CDBG funds to support 55 single family dwellings to be sold to low-moderate income households. The subdivision was projected to be completed by the end of 2009; however due to construction delays, the economy and loss of down payment funding from Federal Home Loan Bank of Chicago (FHLBC) and Illinois Housing Development Authority (IHDA), it has not been completed. To date, a combination of 28 City, Habitat and Tornquist dwellings have been completed with 27 vacant lots still to be built. Although

no new monies were expended in 2011-12, this activity will continue to remain open for reporting purposes until such time that all 55 lots are built and sold.

(2) Deteriorated Housing: Preservation of housing stock – \$314,475.26 CDBG
\$46,436.77 SFOOR
\$21,950.00 CityGenl

Objective: Decent Housing

Outcome: Available / Accessible

The City provided CDBG funded rehabilitation loans to single-family owner-occupied income eligible households. 30 low/mod single-family homeowners were provided assistance in the form of grants or forgivable loans from CDBG funds.

Total expended for all CDBG related housing rehabilitation activities was \$308,603.16.

\$3,735.00 in CDBG funds were provided for the start-up of a Tool Library within the West Bloomington Revitalization Project office – located within our designation Slum / Blight Area. This program lends tools and provides “Do It Yourself” workshops.

\$2,137.10 of CDBG funds were expended for service / delivery costs.

\$46,436.77 in IHDA SFOOR funds were expended on 2 owner-occupied, single family, income eligible households. \$210,000 in new grant funds were received in September 2012, for a two year grant program that will expire in August 2014. We estimate to assist a total of 5-6 households over the two year period.

\$21,950.00 of City General Fund was expended for code enforcement related issues, i.e. dead tree removal, water / sewer service replacement. A total of 3 households were assisted.

(3) Continuum of Care Match Money:

\$23,680 CDBG

Objective: Suitable Living Environment

Outcome: Available / Accessible

The City serves as Grant Administrator for the Central Illinois Continuum of Care, in addition to providing CDBG match monies for two Supportive Housing Program (SHP) funded positions (the Housing and Benefits Specialist \$9,680; and the Homeless Outreach Worker \$14,000, both housed at PATH.) The Homeless Outreach Worker served 464 clients and the Housing and Benefits Specialist served 210 clients.

(4) Code Enforcement: \$99,605.09 CDBG
\$ 500,000 City Genl.

Objective: Suitable Living Environment **Outcome:** Sustainability

The City provided \$99,605.09 in CDBG funds to demolish deteriorated accessory structures and/or houses/buildings – to eliminate slum and blight of deteriorated structures. A total of 3 houses / 2 garages building were demolished during FY 38.

In addition, the City of Bloomington’s General Fund paid for the salaries / benefits of all of the code officials, including 2 Fire Inspectors, 1 1/2 Rental Inspectors and 2 1/2 code enforcement officers – leveraging more than \$500,000 in staff and program expenses

(5) Emergency grant payments: \$20,000 CDBG

Objective: Suitable Living Environment **Outcome:** Available / Accessible

Services provided to prevent homelessness. Payments are not to exceed 3 consecutive months, for items such as food, medicine, clothing, housing (rent or mortgage), utilities or emergency shelter or housing repairs to eligible households / individuals. Payments were made to the provider of such items or services on behalf of the individual or household. During FY 38, \$20,000 was expended, serving 35 households / individuals.

(6) Go 4 College Youth Program - CANCELLED \$0.00 CDBG

Objective: Economic Opportunity **Outcome:** Available / Accessible

Agency that served as the program administrator was reorganized; no monies were requested or expended for this activity for the 2012-13 fiscal year. \$5000 was originally budgeted for this activity.

A college prep program that is offered to at risk youth ages 13-15, in collaboration with Mid-Illinois Dollars for Scholars. Program provides leadership opportunities, life skill tools to promote self-reliance and a mentoring program all to encourage academic success in high school and college.

(7) Public Service – Labyrinth Counseling Services: \$10,000 CDBG

Objective: Suitable Living Environment **Outcome:** Sustainability

Counseling services provided to 22 recently paroled women. Examples of services provided include but are not limited to: substance abuse, domestic violence, employment services.

(8) Public Service – Peace Meal Senior Nutrition Program: \$20,000 CDBG

Objective: Suitable Living Environment **Outcome:** Available / Accessible

CDBG funds were used as matching funds so that the Peace Meal program could receive additional State and Federal dollars. This contribution provided 4,000 home delivered and congregate meals to 393 Bloomington senior citizens.

(9) Public Service – Section 3 Job Training / Life Skills \$10,000 CDBG

Objective: Economic Opportunity **Outcome:** Available / Accessible

5 days of Employment Readiness and Professional Development training was provided to 23 qualified public housing residents in an effort to help them obtain self-sufficiency through increased job and life skills. This training also provided Section 3 compliance with HUD.

(10) Public Improvements / Infrastructure: \$74,856.18 CDBG

Objective: Suitable Living Environment **Outcome:** Available / Accessible

Installation / replacement of deteriorated or missing city sidewalks within our designated low-moderate income area. More than 20 households and 11,000 square feet were installed.

(11) Public Facility Improvement: \$5,000 CDBG

Objective: Suitable Living Environment **Outcome:** Sustainability

WBRP Community Garden Fencing: Provided chain link fencing around 3 contiguous city lots where West Bloomington Revitalization Project offers community garden plots, located at 507, 509 and 517 N. Roosevelt Street, Bloomington. The community garden serves as a gathering place for neighbors, community groups and festivals. The fencing provides a safe environment for the gatherings that include children and pets, as the lots are located on a corner and near down town busy streets.

**(12) Overall Program Administration \$22,806.41 CDBG
\$225,000 City Genl.**

CDBG regulations state that we can expend no more than 20% of our grant funds on program administration. The City expended less than 3.63% on planning and

administration – by providing City General Funds for staff salary and benefits. This allows more grant dollars to be expended for low / moderate income activities.

2. Evaluation of Past Performance

For the past six (6) years Bloomington has used City General Funds to fund Code Enforcement, an activity that had been previously funded by CDBG monies for over thirty years. This resulted in the increased ability of the Code Enforcement officer to cover the entire community as opposed to concentrating their efforts just within the City's low/mod and/or designated slum/blight areas.

In addition, the administration of the Rental Registration and Inspection Program was funded with City General Funds. This enhanced the effectiveness of regular code enforcement activities. Many of the “problem” properties are located in the low/mod areas and cross training between rental inspectors and code enforcement officers have brought about a more concentrated effort to bring these properties into code compliance.

By drastically reducing the amount of administrative costs within the CDBG program, we have been able to fund more activities to benefit the low / moderate income people of the community. This has been made possible by the generous leveraging of City General Fund dollars.

The City expended the majority of their CDBG funds for the Housing Rehabilitation Program. The continuation of this program helps to create improved living environments, for many low/moderate income households and keeps neighborhoods from deteriorating, creating a stable community.

Affordable housing continues to be an issue of importance to the community. However, even with the City's involvement in partnerships with local non-profit agencies to create and provide affordable home ownership opportunities, we have found it difficult to meet required goals due to the economy and continual increases in development costs. Finding qualified home buyers, construction delays, increasing development costs and the downturn in the economy and real estate markets have negatively affected our success in achieving our desired results. In the interim and the future we plan to support affordable new construction housing opportunities on a “spot” basis vs. a planned subdivision development. By partnering with organizations such as Habitat for Humanity and YouthBuild to construct new homes on the lots of our CDBG demolished properties, we will ensure success and one for one replacement of affordable housing.

As with many communities, there are many needs and increasingly limited funds. The funds that were available through the Community Development Block Grant (CDBG) and additional State and Federally funded programs, have been expended in a variety of areas, in the hopes of meeting some of the most urgent needs of the community. We have assisted homeowners, seniors, youth and have replaced or rehabilitated aging public facilities and infrastructure. We hope to continue down this path of “spreading the wealth” to as many low / moderate income citizens as funds will allow. In addition we

intend to continue to partner and collaborate with local agencies to meet the needs of the community and eliminate duplication of services when prudent.

3. Impediments and Actions Taken to Affirmatively Further Fair Housing:

The 2010-2015 Consolidated Plan identified barriers to affordable housing within the City of Bloomington. This document will briefly outline those impediments and provide actions taken not only by the City of Bloomington, but other local agencies which also are actively furthering fair housing. Impediments identified in the 2010-2015 Consolidated Plan were:

- (1) Housing cost vs. income
- (2) Public policy
- (3) Access to transportation
- (4) NIMBY (Not In My Back Yard)

Actions taken to overcome effect of impediments identified:

Mayors Manor (Mid Central Community Action)

MCCA provides a total of 28 residents at Mayors Manor Permanent Supportive Housing. These previously homeless or chronically homeless residents also received short-term, medium-term or long-term case management services, budget counseling and self-sufficiency assessments.

One of their residents improved his level of self-sufficiency enough that he was recently able to move into a fair-market apartment unit in Bloomington.

Homeownership Promotion

With assistance from MCCA's HUD-Certified Housing Counselors, 149 households successfully completed the homebuyer education curriculum.

One of our first-time homeowners has been selected to be highlighted on the national NeighborWorks® website.

Homeownership Preservation

Through assistance from MCCA- HUD certified Housing Counselors:
19 households received foreclosure prevention budget counseling
11 households brought their mortgage current
5 modified their mortgage
5 were counseled and referred to legal services
1 was counseled and referred to Family Stabilization & Case Management for Crisis Assistance

Single Family Rehabilitation (Mid Central Community Action)

During the report period 66 homes were weatherized with another 34 home repairs in progress. All homeowners were educated on how to sustain the green practices.

In October, 2012 MCCA hosted the 1st Annual Home Repair and Energy Fair with community partners. The fair included hands-on demonstrations and resources for adult and youth attendees.

LIHEAP- Energy Conservation Assistance Program

MCCA took 3,993 LIHEAP applications with 3,594 approved and benefits obligated.

*Mortgage Revenue Bond (MRB) and Mortgage Credit Certificate (MCC) programs were offered in 2012-13 by local lenders. Both are affordable housing programs offered through the Illinois Housing Development Authority (IHDA).

*In 2012 – Bloomington Housing Authority received more \$751,081 in federal grants for public housing improvements to pay for renovations at Sunnyside, John Kane Homes, Wood Hill Towers, and Administration.

Sunnyside received funding to replace building roofs at 3 buildings.

John Kane homes received funding to complete 4 apartments. This completes a several year project to renovate the interior of all 30 one and two bedroom apartments originally built in 1963. Some are ADA accessible but almost all are handicap accessible for entrance into the units.

The two high rise buildings at Wood Hill received tuck pointing and sealing. In addition, 4008 bricks were replaced to maintain the structural integrity of the buildings.

* The Housing Authority participates in the following HUD funded programs: Operating Subsidies, Section 8 Housing Choice Voucher Program, Family Self Sufficiency Grant, Capital Fund Grant Program, Congregate Housing Services Program, Continuum of Care grant and the ROSS Service Coordinator grant.

* The Housing Authority of the City of Bloomington offered the availability of one, two, three and four bedroom wheelchair accessible apartments for individuals with physical disabilities and some hearing impaired apartments.

* The City of Bloomington supports the Bloomington Housing Authority's Section 8 Homeownership Program. In 2011, the City of Bloomington Housing Authority's Housing Choice Voucher Homeownership Program assisted 1 household. The waiting list for the Housing Choice Voucher Program has 493 applications.

In relation to quality of life issues;

(1) Education –

*PATH provides community resource seminars annually. These were full day trainings on local resources and human services.

*YouthBuild receives \$10,000 grant from Grainger Foundation to increase technology skills for their students through the purchase of new computers to aid in college preparedness and work-force readiness skills

*Home Repair and Energy Fair – October 20, 2012 – Demonstration provided on how to do basic home repairs; Energy tips from Ameren and NICOR Gas

*YouthBuild receives \$1.1 million Federal Grant – September, 2012 – to expand its vocational training for out of school youth.

(2) At-Risk Children/Families –

*LIHEAP- Energy Conservation Assistance Program – Mid Central Community Action (MCCA) took 3,993 LIHEAP applications with 3,594 approved and benefits obligated.

*Bridge of Hope – March, 2013 – New 2- year program offering a network of support and aid for single mothers.

*January, 2013 – Local Churches and Synagogue join forces to throw a SuperBowl Party for Homeless individuals and families.

*August, 2013 – 14th Annual Westside Block Party and Back to School Party events provided free backpack and school supplies to 900 youths.

*August, 2013 – Back 2 School Alliance provided 1600 backpacks and school supplies for elementary and middle school students.

(3) Diversity –

*The 33rd annual Culture Fest was held during one weekend in August 27, 2012. Along with booths providing information on programs addressing cultural diversity, live music and entertainment was provided over a three day period.

*The annual Martin Luther King Awards banquet was held in January, 2013;

*The City of Bloomington maintains a list of Minority Businesses on the City's website (www.cityblm.org), under the Bloomington Human Relations Commission.

*April 27, 2013 – El Dia de los Ninos (Children’s Day) Sixth annual celebration at Bloomington Public Library – a day to reach out to Spanish speakers. Attended by more than 200 parents and children.

(4) Disabled –

* The Housing Authority of the City of Bloomington offered the availability of one, two, three and four bedroom wheelchair accessible apartments for individuals with physical disabilities and some hearing impaired apartments.

*March, 2013 – McLean County Justice and Property Committee work on plans to better accommodate the housing of the mentally ill.

(5) Community Impact –

Community Building & Organizing – Mid Central Community Action (MCCA)

With collaborating partners, MCCA began the NeighborWorks® Community Impact Measurement project which focuses on observations related to building and vacant lot conditions and surveys for residents to share their opinions in the West Bloomington neighborhood around Friendship Park.

MCCA developed Next Step and West Bloomington Housing Collaborative projects with community partners during this report period. These projects will be launched in FY14.

MCCA made a concerted effort to increase green practices during this report period with the goal of applying for the NeighborWorks® Green Organization designation.

*United Way 2012-13 meets its goal of raising \$4.35 million to support more than 10,000 thru local agency programs.

*The City of Bloomington announced that resident’s garbage rates will increase by \$2 beginning in May, 2012. The increase which will bring monthly fees up to \$16.00 will cover services including the pickup of household waste, brush and bulk waste. The increase will also help pay for the new automated garbage trucks, which are expected to eventually lower labor costs.

*Effective May 1, 2012, Bloomington Normal Water Reclamation District raised fees to treat waste water; amounting to an estimated increase of \$12.00 / year per 3 person household.

(6) Health –

*December, 2012 – Heartland Head Start begins program to help combat childhood obesity – through a grant to promote physical activity, healthy food choices for children and their families

*Immanuel Health Center – Recently opened - located within the Low / Moderate income area of the community, 502 S. Morris, for the operation of a health center. The center will serve the medically underserved adults and children – i.e. the uninsured, those below the poverty level and / or those on Medicaid.

*A variety of City wide wellness programs and initiatives have been offered by the McLean County Wellness Coalition throughout 2012-13. The programs address healthy choices in physical activity, nutrition and disease prevention.

*April, 2013 – IWU Sustainable Living and Wellness Expo included over 100 exhibitors – providing workshops, demonstrations and information.

(7) Youth-

*Children’s Home & Aid – March, 2013 - Raising a Reader program initiated to improve literacy among pre-kindergarten children.

*YMCA Strong Kids Campaign – Fund raising campaign to raise \$130,000 to give 1700 people access to the YMCA membership and programs.

*5K Run for Runaways – April, 2013 – ISU Red Tassel Mortar Board National Honor Society event to raise awareness and funds for Project Oz, an organization that serves youth and families in McLean County – including a program for teenage runaways / homeless youth.

(8) Domestic Violence –

Mid Central Community Action Agencies programs on Countering Domestic Violence (CDV):

All CDV services are free and confidential to adult and child victims of domestic violence.

FY13 services included:

- Criminal justice advocacy provided to 1,201 DV victims
- Advocates responded to 3,828 hotline calls
- 4,835 nights of safe shelter provided at Neville House
- 352 Orders of Protection filed
- 129 DV survivors participated in individual counseling with licensed clinician
- 158 public education presentations provided

New initiatives included Economic Empowerment individual and group services to address financial exploitation as a form of abuse.

In addition, the following services were provided through Community Services Block Grant (CSBG) funds:

- 511 youth and 186 parents were provided with crisis intervention & case management services due to exposure to domestic violence
- 1,721 students in local schools and agencies received Respectful Relationships violence prevention outreach services; 357 parents, teachers, school and agency staff received training on Respectful Relationships services

(9) Transportation –

*Bloomington-Normal Transit becomes “Connect Transit” – increase in ridership for 2012-13. In the process of rebranding and overhauling route system to be more efficient.

(10) Seniors –

*The fourth annual Senior Expo was held on May 7, 2012 at the Parke Hotel and Conference Center. The theme for the expo is “Be Content at Home”. In addition to fun and entertainment, informative and educational seminars were provided, health related services, and the opportunity to meet the local businesses, organizations and groups that serve the senior population.

(11) Employment –

*February, 2013 - Trivia Night held as a fund raiser to Benefit YouthBuild’s Summer Jobs Program

*January, 2013 – McLean County has lowest unemployment rate in the state at 7.7%

(12) Crisis assistance –

*The Illinois Department of Human Services entered into a contract with PATH (Providing Access to Help) to initiate a statewide crisis information hot line in 2009. PATH administered the pilot program in McLean, Livingston and DeWitt counties, in addition to the crisis line they have administered since 1971. The 2-1-1 pilot program began in February, 2009. People with a social service question or mental health crisis or question can call 211 and are able to obtain a referral to a local social service agency.

In 2011-2012, PATH (Providing Access to Help) continued to operate the 2-1-1 pilot program for McLean, Livingston, and DeWitt counties, along with their original crisis hotline. The Illinois Department of Human Services and 2-1-1 Illinois entered in to a new contract which made the PATH pilot into a permanent project. Since then, PATH extended their coverage to Winnebago, Ogle, McHenry, Sangamon, Christian and Menard counties, and anticipates three new service areas to be open in Fall 2013. In fiscal year 2012, PATH received 133,597 calls, 46 % of which came in on the 2-1-1 line.

It is not clear how long it will take to get the entire state covered with this service. Much of it depends on funding and determining how many call centers will be established. Once in place, Illinois will be among 24 states that have statewide coverage of 211.

Crisis Assistance & Family Stabilization

Mid Central Community Action (MCCA) provided housing related services (security deposits, rent/mortgage assistance) to 181 households during the report period. In addition to financial assistance, these families received short-term or medium-term case management support, budget counseling, self-sufficiency assessments, and referrals to other local applicable resources.

In addition, MCCA served 12 families in our Transitional Housing Program. They received intensive, medium-term and long-term case management services and financial education toward increasing their capabilities.

One of our Family Stabilization families was recognized by the Illinois Association of Community Action Agencies as a Family of Distinction. They have also been nominated for the Sgt. Shriver award to be announced at the National Community Action Association annual convention.

4. Other Actions in Strategic Plan or Action Plan Taken to Address Obstacles to Meeting Underserved Needs.

(a) Special needs of persons that are not homeless, but require supportive housing:

Persons with special needs have several supportive agencies: Life Center for Independent Living (LIFECIL), MarcFirst, and the Center for Human Services (CHS), Homes for Hope. Homes for Hope, Marc and CHS all maintain and operate supportive housing for their clients. Community Development has provided rehabilitation assistance for some of these group homes in the past.

(b) Obstacles to serving underserved needs:

(1) Access to Community Resources

*PATH produces a comprehensive Directory of Human Services that is updated annually to assist the community in accessing resources. They also administer the 211 call service.

(2) Health and Health Care - Continued and/or new initiatives in the community include the following:

*Children's Health Care Council's primary purpose is to provide financial assistance to individuals under the age of 18 and living in McLean County for assistance in the areas

of testing, medication, dressing, medical equipment and professional services (doctor's fees included.)

*Community Health Care Clinic – provides primary health care for the medically underserved and / or uninsured.

*Immanuel Health Center – A new clinic, located in our low / moderate income area at 502 S. Morris. The center provides primary medical care focusing on children and adults on Medicaid. CDBG funds were provided for the rehabilitation of the facility.

*Chestnut Family Health Center – Provides primary care services for children and adults. Although they have a contract with Blue Cross and Blue Shield and are pursuing contracts with other insurers, the goal is to serve as a medical home for area residents on Medicaid and Medicare. Many of their behavioral health care patients have chronic medical conditions, without having a primary care physician. The facility is located in the same building as their adult addiction treatment services, 702 W. Chestnut in Bloomington.

(3) Training

*PATH's Community Resource Seminars

*GED, Life Skills and other educational opportunities have continued within the community

*Youth Build of McLean County continues to administer to at-risk youth between the ages of 18-24, by providing general education, self-development / life skills and construction skills.

5. Leveraging Resources:

Through the efforts of the City of Bloomington, Community Development staff, steps have been taken to seek out and apply for various grants either on the state or federal level (*please refer to page 1 - 5 of this document for further elaboration*).

The Supportive Housing Program (SHP) Grant for the Continuum of Care (COC) was submitted in the Fall, 2012. Renewal grant agreements have already been received for the 2013-14 funding year. In addition, CDBG funds provide for COC match money for PATH.

The Illinois Housing Development Authority (IHDA) Single Family Owner Occupied Rehabilitation (SFOOR) Program grant application was submitted in February, 2012 and funded in July, 2012; for a two year program expiring in 2014. This is a continuation of the 2010-12 program that was just completed in May, 2012.

City General Fund monies are supplied for Code Enforcement activities; leverage infrastructure projects and pay for the salary and benefits of staff administering the grant programs.

In addition, City of Bloomington has participated in and supported recent grant applications submitted to the State by other agencies for the purpose of improving the housing stock in our Low / Moderate Income Areas. Specifically, Mid Central Community Action Agency (MCCA) submitted a grant application to the State of Illinois Attorney General's Office for a variety of revitalization projects in the West Bloomington Revitalization Project area; and Chicago based, Brinshore Development has recently submitted an application to the Illinois Housing Development Authority for funds to acquire and rehabilitate small rental properties located on the South and West side of Bloomington.

Managing the Process

1. Describe actions taken during the last year to ensure compliance with program and comprehensive planning requirements.

Program Year 3 CAPER Managing the Process response:

The information contained in this document provides a summary and assessment of all activities transacted during the program year. The greatest achievement was completing many projects / activities that met most of our priority needs and goals indicated in the 2010-2015 Consolidated Plan. Needs identified are: public facility improvements; infrastructure improvements such as water / sewer services, streets and sidewalks; rehabilitation of single-family dwellings; code enforcement - including demolition and counseling for tenants / landlords; public services such as youth / senior services and employment training; and homeless activities.

City of Bloomington's Community Development Division is responsible for implementing the five year Consolidated Plan. Staff of the Division has been responsible for managing housing and community development activities for many years. They are experienced in all professional and technical requirements demanded by the Community Development Block Grant and other HUD programs. Additionally, staff continues to work with various community agencies and City departments involved with implementing various activities covered by this plan.

The City of Bloomington's monitoring plan is based on the standards and procedures included in the *CDBG Monitoring Handbook* published by the U. S. Department of Housing and Urban Development.

Monitoring activities include:

- Creating and implementing a tracking system to track progress of all projects
- Preparing periodic reports and an annual report covering all activities
- Periodically monitoring sub-recipients, including reviewing the required annual

- financial audit, conducting site visits, and consulting on a regular basis
- Securing an annual audit by an outside CPA firm for compliance with generally accepted practices and principles of accounting and compliance with federal statutes and regulations

The data collection procedures used as input for this report came together under the cooperation and collaboration of the City of Bloomington with data collection and analysis performed by additional local agencies.

The City will continue to work with PATH on the administration and monitoring of the Continuum of Care grant program and CDBG Emergency Services grant program.

Citizen Participation

1. Provide a summary of citizen comments.
2. In addition, the performance report provided to citizens must identify the Federal funds made available for furthering the objectives of the Consolidated Plan. For each formula grant program, the grantee shall identify the total amount of funds available (including estimated program income), the total amount of funds committed during the reporting period, the total amount expended during the reporting period, and the geographic distribution and location of expenditures. Jurisdictions are encouraged to include maps in describing the geographic distribution and location of investment (including areas of minority concentration). The geographic distribution and expenditure requirement may also be satisfied by specifying the census tracts where expenditures were concentrated.

*Please note that Citizen Comments and Responses may be included as additional files within the CPMP Tool.

Program Year 3 CAPER Citizen Participation response:

Citizen Participation and Consultation Process

The City met all required notification periods, public comment periods and public hearings held for the 2012-2013 CAPER, and the FY 39 Action Plan (May 1, 2013 through April 30, 2014). Public notices were published in the Pantagraph – our local print media, provided on the city’s web site (www.cityblm.org), provided to churches and neighborhood associations located within the low / moderate income area of the City and provided to many local social service agencies / individuals (*via the local Path-O-Gram, an email newsletter that is sent to over 1000 agencies / individuals*) Notices and documents were also posted in City Hall, the Government Center and Bloomington Public Library.

No public comments were received directly or in writing during the CAPER public hearing or comment period.

The City of Bloomington came under the direction of a new City Manager, David A. Hales effective January, 2009. It has been his vision for the City of Bloomington to become more transparent in its operations and to have more community involvement in the planning process of City government. Citizen Summits have been a format for the public to participate in the City's Strategic Planning Process. The strategic planning process has established goals for the City – setting some goals that are annual, some that are multi-year. In addition, the City hosted a Citizen Budget Open House where the public was invited to talk with City department representatives regarding their proposed budgets for the 2012-13 fiscal year. In addition, several reports and documents have been made available on the City's website for public viewing. We anticipate that this public dialogue and transparency will continue in to the future.

2012-13 Budget / Expenditure Summary

Project:

Rehabilitation Grants for Low and Moderate Income Households, Including Service Delivery costs – properties are citywide

Objective / Outcome – 2. Provide Decent Affordable Hsing. /1. Availability

Original Budget: \$260,157 Revised Amt.: \$311,327.41 Expended: \$310,740.26

Rehabilitation / WBRP Tool Library

Objective / Outcome – 2. Provide Decent Affordable Hsing. /1. Availability

Original Budget: \$0.00 Revised Amt.: \$3,735.00 Expended: \$3,735.00

Demolition- Locations are citywide

Objective / Outcome –1. Suitable Living Env. / 3. Sustainable

Original Budget: \$150,000 Revised Amt.: \$98,829.59 Expended: \$99,605.09

Administration and General Management

Budgeted: \$ 14,650 Revised Amt.: \$24,650 Expended: \$22,806.41

Public Services: Misc. - Homeless Outreach Worker / COC - PATH

Objective / Outcome – 1. Suitable Living Env. / 1. Availability-Access.

Budgeted: \$ 14,000 Expended: \$14,000.00

Public Services: Misc. - Housing and Benefits Specialist / COC - PATH

Objective / Outcome – 1. Suitable Living Env. / 1. Availability-Access

Budgeted: \$ 9,680 Expended: \$9,680.00

Public Services: Misc. - Emergency Services Grant - PATH

Objective / Outcome – 1. Suitable Living Env. / 1. Availability-Access

Budgeted: \$ 20,000 Expended: \$20,000.00

Public Services: Seniors / Peace Meals

Objective / Outcome – 1. Suitable Living Env. / 1. Availability-Access

Budgeted: \$ 20,000 Expended: \$20,000.00

Public Services: Employment

Section 3 Employment Readiness Training for Public Housing Residents

Objective / Outcome – 3. Creating Economic Opportunities / 1. Avail- Access.

Budgeted: \$ 10,000 Expended: \$10,000.00

Public Services: Youth - Go 4 College Program

Objective / Outcome – 3. Creating Economic Opportunities / 1. Avail- Access.

Original Budget: \$4,000 Revised Amt.: \$0.00 Expended: \$0.00

Public Services: Paroled Women / Labyrinth Counseling Services

Objective / Outcome – 1. Suitable Living Env. / 3. Sustainable

Original Budget: \$10,000 Expended: \$10,000

Public Improvements: WBRP Community Garden Fencing

Objective / Outcome – 1. Suitable Living Env. / 3. Sustainable

Original Budget: 0.00 Revised Amt.: \$5,000.00 Expended: \$5,000.00

Public Improvements: City Sidewalks-Low/Moderate Income Area

Objective / Outcome – 1. Suitable Living Env. / 1. Availability-Access

Original Budget: \$75,000 Expended: \$74,856.18

Total Original Budget: \$587,487.00

Revised Budget: \$602,222.00

Total Expended: \$600,422.94

CDBG Grant: Budgeted: \$556,487 Actual: \$556,487.00

CDBG Grant Carryover Budgeted: \$ 0.00 Actual: \$247,600.67

Program Income: Budgeted: \$ 31,000 Actual: \$ 71,994.17

TOTAL: \$587,487 \$876,081.84

Maps indicating the location of our projects / activities and IDIS Reports that provide demographic information are all at the end of the narrative section of this report.

| Proposed Amt. | Actual Year End | Project Name | C or U | Project # | Act. # |
|------------------------|--------------------------------------|---|---------------|-------------|--------|
| | | PUBLIC SERVICES | | | |
| 20,000 | 20,000 | Emergency Grant Program (1/1) (Suitable Living Environment/Available-Accessible) | C | 0001 | 987 |
| 14,000 | 14,000 | Homeless Outreach Worker (1/1) (Suitable Living Environment/Available-Accessible) | C | 0002 | 988 |
| 9,680 | 9,680 | Housing & Benefits Specialist (1/1) (Suitable Living Environment/Available-Accessible) | C | 0003 | 989 |
| 20,000 | 20,000 | Peace Meals (1/1) | C | 0009 | 994 |
| 4,000 | CANCEL | Go 4 College (3/1) | CANCEL | 0010 | 995 |
| 10,000 | 10,000 | Labyrinth Counseling Services (1/3) | C | 0011 | 996 |
| | | | | | |
| 10,000 | 10,000 | Job Training/Life Skills – BHA (3/1) | C | 0004 | 990 |
| | | | | | |
| 14,650 | 22,806.41 | Administration | C | 0005 | 991 |
| | | | | | |
| 150,000 | Set up individually | Demolition Program 1/3 (Suitable Living Environment/Sustainable) | | 0006 | |
| 20,000- PY37 | 29,409 1,050 /PY37 28,359/PY38 | 1016 W. FRONT – YouthBuild PY37 Carryover | C | 0007 | 986 |
| 3,350 | 3,350.00 | 1311 W. TAYLOR | C | 0006 | 1008 |
| 25,000 | 33,845.34 | 608 W. MULBERRY | C | 0006 | 1026 |
| 35,000 | 34,050.25 | 915 W. GROVE | C | 0006 | 1028 |
| PY 39 | | 806 S. OAK | | PY39 | |
| | | | | | |
| 11,650 | 2,137.10 | Rehabilitation Service Delivery | C | 0008 | 993 |
| | | | | | |
| 248,768 | Set Up Individually | Rehabilitation Grants/Loans 2/1 | | 0007 | |
| 3,000.00 | 2,000.00 | WILBURN / #831 | C | 0007 | 992 |
| 15,222.80 | 13,837.80 | MANNS / #832 | C | 0007 | 997 |
| 4,550.00 | 4,450.00 | HABITAT-LIVINGSTON / #833 | C | 0007 | 998 |
| 1,282.14 | 1,282.14 | WIGGINS / #834 | C | 0007 | 999 |
| 10,831.56 | 9,631.56 | MATTINGLY / #835 | C | 0007 | 1000 |
| 24,100.00 | 21,910.00 | HUTH / #836 | C | 0007 | 1001 |
| 3,500.00 | 3,500.00 | HUBER / #837 | C | 0007 | 1002 |
| 13,250.00 | 13,250.00 | KERRIGAN / #838 | C | 0007 | 1003 |
| 10,000.00 | 9,410.00 | BATEMAN / #839 | C | 0007 | 1004 |
| 9,950.00 | 8,950.00 | LEWIS / #840 | C | 0007 | 1005 |
| 26,000 | 11,650.00 | SISCOE / #841 | C | 0007 | 1006 |
| 17,500 | 16,388.00 | HOUSTON / #842 | C | 0007 | 1007 |
| 17,525 | 17,525.00 | BRINKMAN / #843 | C | 0007 | 1009 |
| 5,200 | 4,400.00 | RIGGS / #844 | C | 0007 | 1010 |

| Proposed Amt. | Actual Year End | Project Name | C or U | Project # | Act. # |
|---------------|-----------------|---|--------|-----------|--------|
| 11,200 | 10,840.00 | SCHWANDT –SEWER/ #845 | C | 0007 | 1011 |
| 1,500 | 790.00 | BAKER – WTR.HTR. / #846 | C | 0007 | 1012 |
| 1,200 | 1,200.00 | SCHWANDT - WATER / #847 | C | 0007 | 1013 |
| 24,500 | 24,195.77 | DENNISON / #848 | C | 0007 | 1014 |
| 24,980 | 24,980.00 | POWELL / #849 | C | 0007 | 1015 |
| 10,000 | 7,900.00 | PITZER / #850 | C | 0007 | 1017 |
| 18,000 | 16,582.50 | FORMAN / #851 | C | 0007 | 1018 |
| 8,000 | 6,700.00 | NICKUM / #852 | C | 0007 | 1019 |
| 1,250.39 | 1,250.39 | GOBEN / #853 | C | 0007 | 1020 |
| 7,800.00 | 7,800.00 | CAMPBELL / #854 | C | 0007 | 1021 |
| 11,000 | 11,000.00 | KING / #855 | C | 0007 | 1022 |
| 25,465 | 25,465 | CHAMBERLAIN / #856 | C | 0007 | 1023 |
| 3,250 | 3,250.00 | SCHREIBER / #857 | C | 0007 | 1024 |
| 9,815 | 9,815.00 | JONES / #858 | C | 0007 | 1025 |
| 11,500 | 11,500.00 | STANFORD / #859 | C | 0007 | 1027 |
| 4,500 | 4,500.00 | NELSON / #860 | C | 0007 | 1029 |
| 2,650 | 2,650.00 | HOPKINS / #861 | C | 0007 | 1030 |
| | | | | | |
| | | | | | |
| | | | | | |
| 3,735 | 3,735.00 | WBRP TOOL LIBRARY 2/1 | C | 0013 | 1031 |
| | | | | | |
| | | | | | |
| 75,000 | 74,856.18 | INFRASTRUCTURE- SIDEWALKS | C | 0012 | 1016 |
| | | (1/1) (Suitable Living Environment/Available- Accessible) | | | |
| | | | | | |
| | | PUBLIC FACILITY/IMPRVMT | | | |
| 5,000 | 5,000.00 | WBRP Community Garden Fence | C | 0014 | 1032 |
| | | (1/3 Suitable Living Env / Sustain.) | | | |
| | | | | | |
| FY 30: 354 | | Acquisition/buy down – Woodbury (remains open until all lots have been sold & occupied) | U | 12 | 609 |
| | | | | | |

| | | | |
|---|---|---|-------------------------|
| Project Name: | PUBLIC SERVICES - EMERGENCY GRANT PROGRAM | | |
| Description: | IDIS Project #: | 1 | UOG Code: 170660 |
| PROVISION OF GRANT PAYMENTS FOR ITEMS SUCH AS EMERGENCY FOOD, CLOTHING, HOUSING / HOUSING REPAIRS OR UTILITIES FOR HUD INCOME ELIGIBLE INDIVIDUALS OR HOUSEHOLDS. | | | |

| | | |
|---|-------------------------------|----------------|
| Location: | Priority Need Category | |
| CITY OF BLOOMINGTON CORPORATE LIMITS | Select one: | Rental Housing |
| Explanation: | | |

| | |
|--|--|
| Expected Completion Date: | PAY PROVIDER OF EMERGENCY SERVICES, NOT TO EXCEED THREE CONSECUTIVE MONTHS |
| 04/30/2015 | |
| Objective Category | |
| <input type="radio"/> Decent Housing <input checked="" type="radio"/> Suitable Living Environment <input type="radio"/> Economic Opportunity | |

| | |
|----------------------------|--------------------------|
| Specific Objectives | |
| 1 | End chronic homelessness |
| 2 | |
| 3 | |

| | | | | | | | | |
|--------------------------------------|-----------|-----------------------|-----------------|--|-----------------------|-----------------------|-----------------|--|
| Project-level Accomplishments | 01 People | Proposed | 50 | | Accompl. Type: | Proposed | | |
| | | Underway | 10 | | | Underway | | |
| | | Complete | | | | Complete | | |
| | | Accompl. Type: | Proposed | | | Accompl. Type: | Proposed | |
| | | | Underway | | | | Underway | |
| | | | Complete | | | | Complete | |
| | | Accompl. Type: | Proposed | | | Accompl. Type: | Proposed | |
| | | | Underway | | | | Underway | |
| | | | Complete | | | | Complete | |

| | | |
|--------------------------|---|-----------------------|
| Proposed Outcome | Performance Measure | Actual Outcome |
| END CHRONIC HOMELESSNESS | LESS PEOPLE ON THE STREET / MORE IN HOUSING | |

| | |
|---|--------------|
| 05 Public Services (General) 570.201(e) | Matrix Codes |
| Matrix Codes | Matrix Codes |
| Matrix Codes | Matrix Codes |

| | | | | | | | |
|-----------------------|---------------------|-----------------------|-------------|--|-----------------------|-----------------------|--|
| Program Year 1 | CDBG | Proposed Amt. | \$25,000.00 | | Fund Source: | Proposed Amt. | |
| | | Actual Amount | \$25,000.00 | | | Actual Amount | |
| | Fund Source: | Proposed Amt. | | | Fund Source: | Proposed Amt. | |
| | | Actual Amount | | | | Actual Amount | |
| | 01 People | Proposed Units | 10 | | Accompl. Type: | Proposed Units | |
| | | Actual Units | 35 | | | Actual Units | |
| ir 2 | CDBG | Proposed Amt. | \$25,000.00 | | Fund Source: | Proposed Amt. | |
| | | Actual Amount | \$25,000.00 | | | Actual Amount | |

| | | | | | | |
|----------------|------------------|----------------|-------------|------------------|----------------|--|
| Program Year | Fund Source: ▼ | Proposed Amt. | | Fund Source: ▼ | Proposed Amt. | |
| | | Actual Amount | | | Actual Amount | |
| | Accompl. Type: ▼ | Proposed Units | 10 | Accompl. Type: ▼ | Proposed Units | |
| | | Actual Units | 65 | | Actual Units | |
| Program Year 3 | Accompl. Type: ▼ | Proposed Units | | Accompl. Type: ▼ | Proposed Units | |
| | | Actual Units | | | Actual Units | |
| | CDBG ▼ | Proposed Amt. | \$20,000.00 | Fund Source: ▼ | Proposed Amt. | |
| | | Actual Amount | \$20,000.00 | | Actual Amount | |
| Program Year 3 | Other ▼ | Proposed Amt. | | Fund Source: ▼ | Proposed Amt. | |
| | | Actual Amount | | | Actual Amount | |
| | 01 People ▼ | Proposed Units | 10 | Accompl. Type: ▼ | Proposed Units | |
| | | Actual Units | 35 | | Actual Units | |
| Program Year 4 | Accompl. Type: ▼ | Proposed Units | | Accompl. Type: ▼ | Proposed Units | |
| | | Actual Units | | | Actual Units | |
| | CDBG ▼ | Proposed Amt. | \$30,000.00 | Fund Source: ▼ | Proposed Amt. | |
| | | Actual Amount | | | Actual Amount | |
| Program Year 4 | Fund Source: ▼ | Proposed Amt. | | Fund Source: ▼ | Proposed Amt. | |
| | | Actual Amount | | | Actual Amount | |
| | 01 People ▼ | Proposed Units | 15 | Accompl. Type: ▼ | Proposed Units | |
| | | Actual Units | | | Actual Units | |
| Program Year 5 | Accompl. Type: ▼ | Proposed Units | | Accompl. Type: ▼ | Proposed Units | |
| | | Actual Units | | | Actual Units | |
| | Fund Source: ▼ | Proposed Amt. | | Fund Source: ▼ | Proposed Amt. | |
| | | Actual Amount | | | Actual Amount | |
| Program Year 5 | Fund Source: ▼ | Proposed Amt. | | Fund Source: ▼ | Proposed Amt. | |
| | | Actual Amount | | | Actual Amount | |
| | Accompl. Type: ▼ | Proposed Units | | Accompl. Type: ▼ | Proposed Units | |
| | | Actual Units | | | Actual Units | |
| Program Year 5 | Accompl. Type: ▼ | Proposed Units | | Accompl. Type: ▼ | Proposed Units | |
| | | Actual Units | | | Actual Units | |

| | | | | | |
|--|--|-----------------------|----------------|----------------|----------------|
| Project Name: PUBLIC SERVICES - GENERAL | | | | | |
| Description: | IDIS Project #: 2 UOG Code: 170660 | | | | |
| HOMELESS OUTREACH WORKER | | | | | |
| Location: | Priority Need Category | | | | |
| CITYWIDE | Select one: Homeless/HIV/AIDS | | | | |
| Expected Completion Date: | Explanation: | | | | |
| 04/30/2015 | MATCHING FUNDS PAID TO PATH FOR A FULL TIME STAFF PERSON TO OUTREACH TO THE HOMELESS POPULATION. | | | | |
| Objective Category | Specific Objectives | | | | |
| <input type="radio"/> Decent Housing <input checked="" type="radio"/> Suitable Living Environment <input type="radio"/> Economic Opportunity | 1 End chronic homelessness | | | | |
| | 2 | | | | |
| | 3 | | | | |
| Outcome Categories | | | | | |
| <input checked="" type="checkbox"/> Availability/Accessibility | | | | | |
| <input type="checkbox"/> Affordability | | | | | |
| <input type="checkbox"/> Sustainability | | | | | |
| Project-level Accomplishments | 01 People | Proposed | 700 | Accompl. Type: | Proposed |
| | | Underway | 140 | | Underway |
| | | Complete | | | Complete |
| | Accompl. Type: | Proposed | | Accompl. Type: | Proposed |
| | | Underway | | | Underway |
| | | Complete | | | Complete |
| | Accompl. Type: | Proposed | | Accompl. Type: | Proposed |
| | | Underway | | | Underway |
| | | Complete | | | Complete |
| Proposed Outcome | Performance Measure | Actual Outcome | | | |
| MOVING HOMELESS IND. / FAMILIES TO STABLE | REDUCTION OF 140 HOMELESS IND. / FAMILIES PER YEAR | | | | |
| 05 Public Services (General) 570.201(e) | | Matrix Codes | | | |
| Matrix Codes | | Matrix Codes | | | |
| Matrix Codes | | Matrix Codes | | | |
| Program Year 1 | CDBG | Proposed Amt. | \$14,000.00 | Fund Source: | Proposed Amt. |
| | | Actual Amount | \$14,000.00 | | Actual Amount |
| | Fund Source: | Proposed Amt. | | Fund Source: | Proposed Amt. |
| | | Actual Amount | | | Actual Amount |
| | 01 People | Proposed Units | 140 | Accompl. Type: | Proposed Units |
| | | Actual Units | 322 | | Actual Units |
| Accompl. Type: | Proposed Units | | Accompl. Type: | Proposed Units | |
| | Actual Units | | | Actual Units | |
| ir 2 | CDBG | Proposed Amt. | \$14,000.00 | Fund Source: | Proposed Amt. |
| | | Actual Amount | \$14,000.00 | | Actual Amount |

| | | | | | | |
|----------------|------------------|----------------|-------------|------------------|----------------|--|
| Program Year | Fund Source: ▼ | Proposed Amt. | | Fund Source: ▼ | Proposed Amt. | |
| | | Actual Amount | | | Actual Amount | |
| | 01 People ▼ | Proposed Units | 140 | Accompl. Type: ▼ | Proposed Units | |
| | | Actual Units | 512 | | Actual Units | |
| | Accompl. Type: ▼ | Proposed Units | | Accompl. Type: ▼ | Proposed Units | |
| | | Actual Units | | | Actual Units | |
| Program Year 3 | CDBG ▼ | Proposed Amt. | \$14,000.00 | Fund Source: ▼ | Proposed Amt. | |
| | | Actual Amount | \$14,000.00 | | Actual Amount | |
| | Other ▼ | Proposed Amt. | | Fund Source: ▼ | Proposed Amt. | |
| | | Actual Amount | | | Actual Amount | |
| | 01 People ▼ | Proposed Units | 140 | Accompl. Type: ▼ | Proposed Units | |
| | | Actual Units | 464 | | Actual Units | |
| | Accompl. Type: ▼ | Proposed Units | | Accompl. Type: ▼ | Proposed Units | |
| | | Actual Units | | | Actual Units | |
| Program Year 4 | CDBG ▼ | Proposed Amt. | \$14,000.00 | Fund Source: ▼ | Proposed Amt. | |
| | | Actual Amount | | | Actual Amount | |
| | Other ▼ | Proposed Amt. | | Fund Source: ▼ | Proposed Amt. | |
| | | Actual Amount | | | Actual Amount | |
| | 01 People ▼ | Proposed Units | 140 | Accompl. Type: ▼ | Proposed Units | |
| | | Actual Units | | | Actual Units | |
| | Accompl. Type: ▼ | Proposed Units | | Accompl. Type: ▼ | Proposed Units | |
| | | Actual Units | | | Actual Units | |
| Program Year 5 | Fund Source: ▼ | Proposed Amt. | | Fund Source: ▼ | Proposed Amt. | |
| | | Actual Amount | | | Actual Amount | |
| | Fund Source: ▼ | Proposed Amt. | | Fund Source: ▼ | Proposed Amt. | |
| | | Actual Amount | | | Actual Amount | |
| | Accompl. Type: ▼ | Proposed Units | | Accompl. Type: ▼ | Proposed Units | |
| | | Actual Units | | | Actual Units | |
| | Accompl. Type: ▼ | Proposed Units | | Accompl. Type: ▼ | Proposed Units | |
| | | Actual Units | | | Actual Units | |

| | | | |
|---------------------------------|--------------------------|---|-------------------------|
| Project Name: | PUBLIC SERVICE - GENERAL | | |
| Description: | IDIS Project #: | 3 | UOG Code: 170660 |
| HOUSING AND BENEFITS SPECIALIST | | | |

| | | |
|---------------------|-------------------------------|-------------------|
| Location: | Priority Need Category | |
| CITYWIDE | Select one: | Homeless/HIV/AIDS |
| Explanation: | | |

| | |
|--|---|
| Expected Completion Date: | Matching funds for full time employee to assist the homeless population in accessing housing and other public benefits. |
| 04/30/2015 | |
| Objective Category | |
| <input type="radio"/> Decent Housing <input checked="" type="radio"/> Suitable Living Environment <input type="radio"/> Economic Opportunity | |

| | |
|----------------------------|---|
| Specific Objectives | |
| 1 | Increase the number of homeless persons moving into permanent housing |
| 2 | |
| 3 | |

| | | | | | | | | |
|--------------------------------------|-----------|-----------------------|-----------------|--|-----------------------|-----------------------|-----------------|--|
| Project-level Accomplishments | 01 People | Proposed | 900 | | Accompl. Type: | Proposed | | |
| | | Underway | 180 | | | Underway | | |
| | | Complete | | | | Complete | | |
| | | Accompl. Type: | Proposed | | | Accompl. Type: | Proposed | |
| | | | Underway | | | | Underway | |
| | | | Complete | | | | Complete | |
| | | Accompl. Type: | Proposed | | | Accompl. Type: | Proposed | |
| | | | Underway | | | | Underway | |
| | | | Complete | | | | Complete | |

| | | |
|--|--|-----------------------|
| Proposed Outcome | Performance Measure | Actual Outcome |
| REDUCTION IN HOMELESS INDIVIDUALS / FAMILIES | MOVING HOMELESS IND. / FAMILIES TO STABLE LIVING | |

| | |
|---|--------------|
| 05 Public Services (General) 570.201(e) | Matrix Codes |
| Matrix Codes | Matrix Codes |
| Matrix Codes | Matrix Codes |

| | | | | | | | |
|-----------------------|---------------------|-----------------------|------------|--|-----------------------|-----------------------|--|
| Program Year 1 | CDBG | Proposed Amt. | \$9,680.00 | | Fund Source: | Proposed Amt. | |
| | | Actual Amount | \$9,680.00 | | | Actual Amount | |
| | Fund Source: | Proposed Amt. | | | Fund Source: | Proposed Amt. | |
| | | Actual Amount | | | | Actual Amount | |
| | 01 People | Proposed Units | 180 | | Accompl. Type: | Proposed Units | |
| | | Actual Units | 156 | | | Actual Units | |
| ir 2 | CDBG | Proposed Amt. | \$9,680.00 | | Fund Source: | Proposed Amt. | |
| | | Actual Amount | \$9,680.00 | | | Actual Amount | |

| | | | | | | |
|----------------|------------------|----------------|------------|------------------|----------------|--|
| Program Year | Fund Source: ▼ | Proposed Amt. | | Fund Source: ▼ | Proposed Amt. | |
| | | Actual Amount | | | Actual Amount | |
| | 01 People ▼ | Proposed Units | 180 | Accompl. Type: ▼ | Proposed Units | |
| | | Actual Units | 263 | | Actual Units | |
| | Accompl. Type: ▼ | Proposed Units | | Accompl. Type: ▼ | Proposed Units | |
| | | Actual Units | | | Actual Units | |
| Program Year 3 | CDBG ▼ | Proposed Amt. | \$9,680.00 | Fund Source: ▼ | Proposed Amt. | |
| | | Actual Amount | \$9,680.00 | | Actual Amount | |
| | Other ▼ | Proposed Amt. | | Fund Source: ▼ | Proposed Amt. | |
| | | Actual Amount | | | Actual Amount | |
| | 01 People ▼ | Proposed Units | 180 | Accompl. Type: ▼ | Proposed Units | |
| | | Actual Units | 210 | | Actual Units | |
| | Accompl. Type: ▼ | Proposed Units | | Accompl. Type: ▼ | Proposed Units | |
| | | Actual Units | | | Actual Units | |
| Program Year 4 | CDBG ▼ | Proposed Amt. | \$9,680.00 | Fund Source: ▼ | Proposed Amt. | |
| | | Actual Amount | | | Actual Amount | |
| | Other ▼ | Proposed Amt. | | Fund Source: ▼ | Proposed Amt. | |
| | | Actual Amount | | | Actual Amount | |
| | 01 People ▼ | Proposed Units | 180 | Accompl. Type: ▼ | Proposed Units | |
| | | Actual Units | | | Actual Units | |
| | Accompl. Type: ▼ | Proposed Units | | Accompl. Type: ▼ | Proposed Units | |
| | | Actual Units | | | Actual Units | |
| Program Year 5 | Fund Source: ▼ | Proposed Amt. | | Fund Source: ▼ | Proposed Amt. | |
| | | Actual Amount | | | Actual Amount | |
| | Fund Source: ▼ | Proposed Amt. | | Fund Source: ▼ | Proposed Amt. | |
| | | Actual Amount | | | Actual Amount | |
| | Accompl. Type: ▼ | Proposed Units | | Accompl. Type: ▼ | Proposed Units | |
| | | Actual Units | | | Actual Units | |
| | Accompl. Type: ▼ | Proposed Units | | Accompl. Type: ▼ | Proposed Units | |
| | | Actual Units | | | Actual Units | |

| | | | | | | | | | | | | | | | | | | | | | | | | | | | | | | | | | | | | | | | | | | | | | | | | | | | |
|---|--|-------------|----------------|----------------|----------------|---------------|--|---------------|-------------|---------------|--|--------------|---------------|----------|--------------|----------------|----------|---------------|----------------|---------------|--|-----------|----------------|----|----------------|----------------|--|--------------|----------|--------------|--|----------------|----------------|----------------|----------------|----------------|----------------|--------------|--|--------------|----------|--|--|----------|--|--|----------|--|--|----------|--|
| Project Name: SECTION 3 JOB TRAINING | | | | | | | | | | | | | | | | | | | | | | | | | | | | | | | | | | | | | | | | | | | | | | | | | | | |
| Description: | IDIS Project #: 4 UOG Code: 170660 PROVIDE A WEEK OF JOB AND LIFE SKILLS TRAINING FOR BLOOMINGTON PUBLIC HOUSING RESIDENTS | | | | | | | | | | | | | | | | | | | | | | | | | | | | | | | | | | | | | | | | | | | | | | | | | | |
| Location: BLOOMINGTON HOUSING AUTHORITY, 104 E. WOOD STREET, BLOOMINGTON, IL 61701 | Priority Need Category: Select one: Public Services | | | | | | | | | | | | | | | | | | | | | | | | | | | | | | | | | | | | | | | | | | | | | | | | | | |
| Expected Completion Date: 04/30/2015 | Explanation: PROVIDING EDUCATIONAL OPPORTUNITIES TO PUBLIC HOUSING RESIDENTS WITH THE HOPE OF HELPING THEM BECOME MORE SELF SUFFICIENT. | | | | | | | | | | | | | | | | | | | | | | | | | | | | | | | | | | | | | | | | | | | | | | | | | | |
| Objective Category: <input type="radio"/> Decent Housing <input type="radio"/> Suitable Living Environment <input checked="" type="radio"/> Economic Opportunity | Specific Objectives: 1 Improve economic opportunities for low-income persons 2 3 | | | | | | | | | | | | | | | | | | | | | | | | | | | | | | | | | | | | | | | | | | | | | | | | | | |
| Outcome Categories: <input checked="" type="checkbox"/> Availability/Accessibility <input type="checkbox"/> Affordability <input type="checkbox"/> Sustainability | | | | | | | | | | | | | | | | | | | | | | | | | | | | | | | | | | | | | | | | | | | | | | | | | | | |
| Project-level Accomplishments | <table border="1"> <tr> <td rowspan="3">01 People</td> <td>Proposed</td> <td>125</td> <td rowspan="3">Accompl. Type:</td> <td>Proposed</td> <td></td> </tr> <tr> <td>Underway</td> <td>25</td> <td>Underway</td> <td></td> </tr> <tr> <td>Complete</td> <td></td> <td>Complete</td> <td></td> </tr> <tr> <td>Accompl. Type:</td> <td>Proposed</td> <td></td> <td>Accompl. Type:</td> <td>Proposed</td> <td></td> </tr> <tr> <td></td> <td>Underway</td> <td></td> <td></td> <td>Underway</td> <td></td> </tr> <tr> <td></td> <td>Complete</td> <td></td> <td></td> <td>Complete</td> <td></td> </tr> <tr> <td>Accompl. Type:</td> <td>Proposed</td> <td></td> <td>Accompl. Type:</td> <td>Proposed</td> <td></td> </tr> <tr> <td></td> <td>Underway</td> <td></td> <td></td> <td>Underway</td> <td></td> </tr> <tr> <td></td> <td>Complete</td> <td></td> <td></td> <td>Complete</td> <td></td> </tr> </table> | 01 People | Proposed | 125 | Accompl. Type: | Proposed | | Underway | 25 | Underway | | Complete | | Complete | | Accompl. Type: | Proposed | | Accompl. Type: | Proposed | | | Underway | | | Underway | | | Complete | | | Complete | | Accompl. Type: | Proposed | | Accompl. Type: | Proposed | | | Underway | | | Underway | | | Complete | | | Complete | |
| 01 People | Proposed | | 125 | Accompl. Type: | | Proposed | | | | | | | | | | | | | | | | | | | | | | | | | | | | | | | | | | | | | | | | | | | | | |
| | Underway | | 25 | | | Underway | | | | | | | | | | | | | | | | | | | | | | | | | | | | | | | | | | | | | | | | | | | | | |
| | Complete | | Complete | | | | | | | | | | | | | | | | | | | | | | | | | | | | | | | | | | | | | | | | | | | | | | | | |
| Accompl. Type: | Proposed | | Accompl. Type: | Proposed | | | | | | | | | | | | | | | | | | | | | | | | | | | | | | | | | | | | | | | | | | | | | | | |
| | Underway | | | Underway | | | | | | | | | | | | | | | | | | | | | | | | | | | | | | | | | | | | | | | | | | | | | | | |
| | Complete | | | Complete | | | | | | | | | | | | | | | | | | | | | | | | | | | | | | | | | | | | | | | | | | | | | | | |
| Accompl. Type: | Proposed | | Accompl. Type: | Proposed | | | | | | | | | | | | | | | | | | | | | | | | | | | | | | | | | | | | | | | | | | | | | | | |
| | Underway | | | Underway | | | | | | | | | | | | | | | | | | | | | | | | | | | | | | | | | | | | | | | | | | | | | | | |
| | Complete | | | Complete | | | | | | | | | | | | | | | | | | | | | | | | | | | | | | | | | | | | | | | | | | | | | | | |
| Proposed Outcome | Performance Measure | | | | | | | | | | | | | | | | | | | | | | | | | | | | | | | | | | | | | | | | | | | | | | | | | | |
| PUBLIC HSING RESIDENTS BECOMING MORE SELF | NUMBER OF RESIDENTS THAT COMPLETE THE TRAINING | | | | | | | | | | | | | | | | | | | | | | | | | | | | | | | | | | | | | | | | | | | | | | | | | | |
| 05 Public Services (General) 570.201(e) | Matrix Codes | | | | | | | | | | | | | | | | | | | | | | | | | | | | | | | | | | | | | | | | | | | | | | | | | | |
| Matrix Codes | Matrix Codes | | | | | | | | | | | | | | | | | | | | | | | | | | | | | | | | | | | | | | | | | | | | | | | | | | |
| Matrix Codes | Matrix Codes | | | | | | | | | | | | | | | | | | | | | | | | | | | | | | | | | | | | | | | | | | | | | | | | | | |
| Program Year 1 | <table border="1"> <tr> <td rowspan="2">CDBG</td> <td>Proposed Amt.</td> <td>\$15,000.00</td> <td rowspan="2">Fund Source:</td> <td>Proposed Amt.</td> <td></td> </tr> <tr> <td>Actual Amount</td> <td>\$15,000.00</td> <td>Actual Amount</td> <td></td> </tr> <tr> <td rowspan="2">Fund Source:</td> <td>Proposed Amt.</td> <td></td> <td rowspan="2">Fund Source:</td> <td>Proposed Amt.</td> <td></td> </tr> <tr> <td>Actual Amount</td> <td></td> <td>Actual Amount</td> <td></td> </tr> <tr> <td rowspan="2">01 People</td> <td>Proposed Units</td> <td>25</td> <td rowspan="2">Accompl. Type:</td> <td>Proposed Units</td> <td></td> </tr> <tr> <td>Actual Units</td> <td>23</td> <td>Actual Units</td> <td></td> </tr> <tr> <td rowspan="2">Accompl. Type:</td> <td>Proposed Units</td> <td></td> <td rowspan="2">Accompl. Type:</td> <td>Proposed Units</td> <td></td> </tr> <tr> <td>Actual Units</td> <td></td> <td>Actual Units</td> <td></td> </tr> </table> | CDBG | Proposed Amt. | \$15,000.00 | Fund Source: | Proposed Amt. | | Actual Amount | \$15,000.00 | Actual Amount | | Fund Source: | Proposed Amt. | | Fund Source: | Proposed Amt. | | Actual Amount | | Actual Amount | | 01 People | Proposed Units | 25 | Accompl. Type: | Proposed Units | | Actual Units | 23 | Actual Units | | Accompl. Type: | Proposed Units | | Accompl. Type: | Proposed Units | | Actual Units | | Actual Units | | | | | | | | | | | |
| CDBG | Proposed Amt. | | \$15,000.00 | Fund Source: | | Proposed Amt. | | | | | | | | | | | | | | | | | | | | | | | | | | | | | | | | | | | | | | | | | | | | | |
| | Actual Amount | \$15,000.00 | Actual Amount | | | | | | | | | | | | | | | | | | | | | | | | | | | | | | | | | | | | | | | | | | | | | | | | |
| Fund Source: | Proposed Amt. | | Fund Source: | Proposed Amt. | | | | | | | | | | | | | | | | | | | | | | | | | | | | | | | | | | | | | | | | | | | | | | | |
| | Actual Amount | | | Actual Amount | | | | | | | | | | | | | | | | | | | | | | | | | | | | | | | | | | | | | | | | | | | | | | | |
| 01 People | Proposed Units | 25 | Accompl. Type: | Proposed Units | | | | | | | | | | | | | | | | | | | | | | | | | | | | | | | | | | | | | | | | | | | | | | | |
| | Actual Units | 23 | | Actual Units | | | | | | | | | | | | | | | | | | | | | | | | | | | | | | | | | | | | | | | | | | | | | | | |
| Accompl. Type: | Proposed Units | | Accompl. Type: | Proposed Units | | | | | | | | | | | | | | | | | | | | | | | | | | | | | | | | | | | | | | | | | | | | | | | |
| | Actual Units | | | Actual Units | | | | | | | | | | | | | | | | | | | | | | | | | | | | | | | | | | | | | | | | | | | | | | | |
| Program Year 2 | <table border="1"> <tr> <td rowspan="2">CDBG</td> <td>Proposed Amt.</td> <td>\$15,000.00</td> <td rowspan="2">Fund Source:</td> <td>Proposed Amt.</td> <td></td> </tr> <tr> <td>Actual Amount</td> <td>\$15,000.00</td> <td>Actual Amount</td> <td></td> </tr> </table> | CDBG | Proposed Amt. | \$15,000.00 | Fund Source: | Proposed Amt. | | Actual Amount | \$15,000.00 | Actual Amount | | | | | | | | | | | | | | | | | | | | | | | | | | | | | | | | | | | | | | | | | |
| CDBG | Proposed Amt. | | \$15,000.00 | Fund Source: | | Proposed Amt. | | | | | | | | | | | | | | | | | | | | | | | | | | | | | | | | | | | | | | | | | | | | | |
| | Actual Amount | \$15,000.00 | Actual Amount | | | | | | | | | | | | | | | | | | | | | | | | | | | | | | | | | | | | | | | | | | | | | | | | |

| | | | | | | |
|----------------|------------------|----------------|-------------|------------------|----------------|--|
| Program Year | Fund Source: ▼ | Proposed Amt. | | Fund Source: ▼ | Proposed Amt. | |
| | | Actual Amount | | | Actual Amount | |
| | 01 People ▼ | Proposed Units | 25 | Accompl. Type: ▼ | Proposed Units | |
| | | Actual Units | 3 | | Actual Units | |
| | Accompl. Type: ▼ | Proposed Units | | Accompl. Type: ▼ | Proposed Units | |
| | | Actual Units | | | Actual Units | |
| Program Year 3 | CDBG ▼ | Proposed Amt. | \$10,000.00 | Fund Source: ▼ | Proposed Amt. | |
| | | Actual Amount | \$10,000.00 | | Actual Amount | |
| | Other ▼ | Proposed Amt. | | Fund Source: ▼ | Proposed Amt. | |
| | | Actual Amount | | | Actual Amount | |
| | 01 People ▼ | Proposed Units | 25 | Accompl. Type: ▼ | Proposed Units | |
| | | Actual Units | 23 | | Actual Units | |
| | Accompl. Type: ▼ | Proposed Units | | Accompl. Type: ▼ | Proposed Units | |
| | | Actual Units | | | Actual Units | |
| Program Year 4 | CDBG ▼ | Proposed Amt. | \$10,000.00 | Fund Source: ▼ | Proposed Amt. | |
| | | Actual Amount | | | Actual Amount | |
| | Other ▼ | Proposed Amt. | | Fund Source: ▼ | Proposed Amt. | |
| | | Actual Amount | | | Actual Amount | |
| | 01 People ▼ | Proposed Units | 25 | Accompl. Type: ▼ | Proposed Units | |
| | | Actual Units | | | Actual Units | |
| | Accompl. Type: ▼ | Proposed Units | | Accompl. Type: ▼ | Proposed Units | |
| | | Actual Units | | | Actual Units | |
| Program Year 5 | Fund Source: ▼ | Proposed Amt. | | Fund Source: ▼ | Proposed Amt. | |
| | | Actual Amount | | | Actual Amount | |
| | Fund Source: ▼ | Proposed Amt. | | Fund Source: ▼ | Proposed Amt. | |
| | | Actual Amount | | | Actual Amount | |
| | Accompl. Type: ▼ | Proposed Units | | Accompl. Type: ▼ | Proposed Units | |
| | | Actual Units | | | Actual Units | |
| | Accompl. Type: ▼ | Proposed Units | | Accompl. Type: ▼ | Proposed Units | |
| | | Actual Units | | | Actual Units | |

| | | | |
|--|---------------------------|---|-------------------------|
| Project Name: | ADMIN. GENERAL MANAGEMENT | | |
| Description: | IDIS Project #: | 5 | UOG Code: 170660 |
| STAFF AND ADMIN COSTS, I.E. TRAINING, SUPPLIES, ETC. | | | |

| | | |
|------------------------------|-------------------------------|---------------------------|
| Location: CITYWIDE | Priority Need Category | |
| | Select one: | Planning/Administration ▼ |
| Explanation: | | |

| | |
|---|---|
| Expected Completion Date: 04/30/2015 | GENERAL PROGRAM ADMINISTRATION PAID OUT OF CDBG FUNDS; SALARY AND BENEFITS PAID FROM CITY GENL. FUNDS. |
| Objective Category | |
| <input type="radio"/> Decent Housing <input type="radio"/> Suitable Living Environment <input type="radio"/> Economic Opportunity | |

| | |
|---|---|
| Specific Objectives | |
| Outcome Categories | 1 |
| <input type="checkbox"/> Availability/Accessibility | 2 |
| <input type="checkbox"/> Affordability | 3 |
| <input type="checkbox"/> Sustainability | |

| | | | | | | | |
|--------------------------------------|------------------|----------|--|--|------------------|----------|--|
| Project-level Accomplishments | Accompl. Type: ▼ | Proposed | | | Accompl. Type: ▼ | Proposed | |
| | | Underway | | | | Underway | |
| | | Complete | | | | Complete | |
| | Accompl. Type: ▼ | Proposed | | | Accompl. Type: ▼ | Proposed | |
| | | Underway | | | | Underway | |
| | | Complete | | | | Complete | |
| | Accompl. Type: ▼ | Proposed | | | Accompl. Type: ▼ | Proposed | |
| | | Underway | | | | Underway | |
| | | Complete | | | | Complete | |

| | | |
|-------------------------|----------------------------|-----------------------|
| Proposed Outcome | Performance Measure | Actual Outcome |
| | | |

| | |
|--|----------------|
| 21A General Program Administration 570.206 ▼ | Matrix Codes ▼ |
| Matrix Codes ▼ | Matrix Codes ▼ |
| Matrix Codes ▼ | Matrix Codes ▼ |

| | | | | | | | |
|-----------------------|------------------|----------------|--------------|--|------------------|----------------|--|
| Program Year 1 | CDBG ▼ | Proposed Amt. | \$34,300.00 | | Fund Source: ▼ | Proposed Amt. | |
| | | Actual Amount | \$32,684.00 | | | Actual Amount | |
| | Other ▼ | Proposed Amt. | \$223,500.00 | | Fund Source: ▼ | Proposed Amt. | |
| | | Actual Amount | | | | Actual Amount | |
| | Accompl. Type: ▼ | Proposed Units | | | Accompl. Type: ▼ | Proposed Units | |
| | | Actual Units | | | | Actual Units | |
| Program Year 2 | CDBG ▼ | Proposed Amt. | \$44,600.00 | | Fund Source: ▼ | Proposed Amt. | |
| | | Actual Amount | \$9,603.40 | | | Actual Amount | |
| | | | | | | | |
| | Accompl. Type: ▼ | Proposed Units | | | Accompl. Type: ▼ | Proposed Units | |
| | | Actual Units | | | | Actual Units | |
| | | | | | | | |

| | | | | | | | |
|----------------|----------------|----------------|--------------|--|----------------|----------------|--|
| Program Year 2 | Other | Proposed Amt. | \$225,000.00 | | Fund Source: | Proposed Amt. | |
| | | Actual Amount | \$225,000.00 | | | Actual Amount | |
| | Accompl. Type: | Proposed Units | | | Accompl. Type: | Proposed Units | |
| | | Actual Units | | | | Actual Units | |
| | Accompl. Type: | Proposed Units | | | Accompl. Type: | Proposed Units | |
| | | Actual Units | | | | Actual Units | |
| Program Year 3 | CDBG | Proposed Amt. | \$14,650.00 | | Fund Source: | Proposed Amt. | |
| | | Actual Amount | \$22,806.41 | | | Actual Amount | |
| | Other | Proposed Amt. | \$225,000.00 | | Fund Source: | Proposed Amt. | |
| | | Actual Amount | \$225,000.00 | | | Actual Amount | |
| | Accompl. Type: | Proposed Units | | | Accompl. Type: | Proposed Units | |
| | | Actual Units | | | | Actual Units | |
| Program Year 4 | CDBG | Proposed Amt. | \$25,000.00 | | Fund Source: | Proposed Amt. | |
| | | Actual Amount | | | | Actual Amount | |
| | Fund Source: | Proposed Amt. | | | Fund Source: | Proposed Amt. | |
| | | Actual Amount | | | | Actual Amount | |
| | Accompl. Type: | Proposed Units | | | Accompl. Type: | Proposed Units | |
| | | Actual Units | | | | Actual Units | |
| Program Year 5 | Fund Source: | Proposed Amt. | | | Fund Source: | Proposed Amt. | |
| | | Actual Amount | | | | Actual Amount | |
| | Fund Source: | Proposed Amt. | | | Fund Source: | Proposed Amt. | |
| | | Actual Amount | | | | Actual Amount | |
| | Accompl. Type: | Proposed Units | | | Accompl. Type: | Proposed Units | |
| | | Actual Units | | | | Actual Units | |
| Program Year 6 | Accompl. Type: | Proposed Units | | | Accompl. Type: | Proposed Units | |
| | | Actual Units | | | | Actual Units | |
| | Accompl. Type: | Proposed Units | | | Accompl. Type: | Proposed Units | |
| | | Actual Units | | | | Actual Units | |
| | Accompl. Type: | Proposed Units | | | Accompl. Type: | Proposed Units | |
| | | Actual Units | | | | Actual Units | |

| | | | | | |
|--|---|-----------------------|--------------|----------------|----------------|
| Project Name: REPAIR / DEMOLISH PROGRAM | | | | | |
| Description: | IDIS Project #: 6 UOG Code: 170660 | | | | |
| DEMOLITION OF DETERIORATED HOUSES AND / OR GARAGES, WITHIN THE CITY OF BLOOMINGTON CORPORATE LIMITS | | | | | |
| Location: | Priority Need Category | | | | |
| CITYWIDE - CONCENTRATING IN SLUM / BLIGHT AND LOW / MOD AREAS | Select one: Other | | | | |
| Expected Completion Date: | Explanation: | | | | |
| 04/30/2015 | DEMOLITION AND CLEARANCE OF UNOCCUPIED, DETERIORATED HOUSES (6) AND / OR GARAGES (2). BUILDABLE, VACANT LOTS WILL BE DONATED TO HABITAT FOR THE CONSTRUCTION OF AFFORDABLE HOUSING. | | | | |
| Objective Category | Specific Objectives | | | | |
| <input type="radio"/> Decent Housing <input checked="" type="radio"/> Suitable Living Environment <input type="radio"/> Economic Opportunity | 1 Increase the availability of affordable owner housing | | | | |
| | 2 | | | | |
| | 3 | | | | |
| Outcome Categories | | | | | |
| <input type="checkbox"/> Availability/Accessibility | | | | | |
| <input type="checkbox"/> Affordability | | | | | |
| <input checked="" type="checkbox"/> Sustainability | | | | | |
| Project-level Accomplishments | 10 Housing Units | Proposed | 30 | Accompl. Type: | Proposed |
| | | Underway | 6 | | Underway |
| | | Complete | | | Complete |
| | Other | Proposed | | Accompl. Type: | Proposed |
| | | Underway | | | Underway |
| | | Complete | | | Complete |
| | Accompl. Type: | Proposed | | Accompl. Type: | Proposed |
| | | Underway | | | Underway |
| | | Complete | | | Complete |
| Proposed Outcome | Performance Measure | Actual Outcome | | | |
| CLEARANCE OF BLIGHT; PROVIDE AFFORD. HSING. | CLEARANCE OF 6 HOUSES AND 2 GARAGES PER YEAR | | | | |
| 04 Clearance and Demolition 570.201(d) | Matrix Codes | | | | |
| Matrix Codes | Matrix Codes | | | | |
| Matrix Codes | Matrix Codes | | | | |
| Program Year 1 | CDBG | Proposed Amt. | 150,000.00 | Fund Source: | Proposed Amt. |
| | | Actual Amount | 102,973.00 | | Actual Amount |
| | Fund Source: | Proposed Amt. | | Fund Source: | Proposed Amt. |
| | | Actual Amount | | | Actual Amount |
| | 10 Housing Units | Proposed Units | 6 | Accompl. Type: | Proposed Units |
| | | Actual Units | 5 | | Actual Units |
| | 08 Businesses | Proposed Units | | Accompl. Type: | Proposed Units |
| | | Actual Units | 1 | | Actual Units |
| ir 2 | CDBG | Proposed Amt. | \$150,000.00 | Fund Source: | Proposed Amt. |
| | | Actual Amount | \$121,422.85 | | Actual Amount |

| | | | | | | |
|------------------|--------------------|----------------|------------------|------------------|----------------|--|
| Program Year | Fund Source: ▼ | Proposed Amt. | | Fund Source: ▼ | Proposed Amt. | |
| | | Actual Amount | | | Actual Amount | |
| | 10 Housing Units ▼ | Proposed Units | 6 | Accompl. Type: ▼ | Proposed Units | |
| | | Actual Units | 5 | | Actual Units | |
| | Accompl. Type: ▼ | Proposed Units | | Accompl. Type: ▼ | Proposed Units | |
| | | Actual Units | | | Actual Units | |
| Program Year 3 | CDBG ▼ | Proposed Amt. | \$150,000.00 | Fund Source: ▼ | Proposed Amt. | |
| | | Actual Amount | \$99,605.09 | | Actual Amount | |
| | Fund Source: ▼ | Proposed Amt. | | Fund Source: ▼ | Proposed Amt. | |
| | | Actual Amount | | | Actual Amount | |
| | 10 Housing Units ▼ | Proposed Units | 6 | Accompl. Type: ▼ | Proposed Units | |
| | | Actual Units | 5 | | Actual Units | |
| Other ▼ | Proposed Units | | Accompl. Type: ▼ | Proposed Units | | |
| | Actual Units | | | Actual Units | | |
| Program Year 4 | CDBG ▼ | Proposed Amt. | \$125,000.00 | Fund Source: ▼ | Proposed Amt. | |
| | | Actual Amount | | | Actual Amount | |
| | Fund Source: ▼ | Proposed Amt. | | Fund Source: ▼ | Proposed Amt. | |
| | | Actual Amount | | | Actual Amount | |
| | 10 Housing Units ▼ | Proposed Units | 6 | Accompl. Type: ▼ | Proposed Units | |
| | | Actual Units | | | Actual Units | |
| Other ▼ | Proposed Units | | Accompl. Type: ▼ | Proposed Units | | |
| | Actual Units | | | Actual Units | | |
| Program Year 5 | Fund Source: ▼ | Proposed Amt. | | Fund Source: ▼ | Proposed Amt. | |
| | | Actual Amount | | | Actual Amount | |
| | Fund Source: ▼ | Proposed Amt. | | Fund Source: ▼ | Proposed Amt. | |
| | | Actual Amount | | | Actual Amount | |
| | Accompl. Type: ▼ | Proposed Units | | Accompl. Type: ▼ | Proposed Units | |
| | | Actual Units | | | Actual Units | |
| Accompl. Type: ▼ | Proposed Units | | Accompl. Type: ▼ | Proposed Units | | |
| | Actual Units | | | Actual Units | | |

| | | | |
|---|--|-------------------------|--|
| Project Name: | HOUSING REHAB. FOR LOW/MOD INCOME HOUSEHOLDS | | |
| Description: | IDIS Project #: 7 | UOG Code: 170660 | |
| GRANTS / LOANS TO SINGLE FAMILY, OWNER OCCUPANTS, WITHIN THE CITY OF BLOOMINGTON CORPORATE LIMITS | | | |

| | | |
|------------------------------|-------------------------------|--------------------------|
| Location: CITYWIDE | Priority Need Category | |
| | Select one: | Owner Occupied Housing ▼ |
| Explanation: | | |

| | |
|--|--|
| Expected Completion Date: 04/30/2015 | HOUSING REHAB. TO DECENT, SAFE AND SANITARY STANDARDS. SINGLE FAMILY OWNER OCCUPIED DWELLING UNITS. ALSO RECEIVED A 2 YEAR IHDA SFOOR GRANT IN 2012 FOR \$210,000. |
| Objective Category | |

| | |
|--|--|
| Outcome Categories | 1 Improve the quality of owner housing ▼ |
| <input checked="" type="checkbox"/> Availability/Accessibility | 2 ▼ |
| <input type="checkbox"/> Affordability | 3 ▼ |
| <input type="checkbox"/> Sustainability | |

| | | | | | | | |
|--------------------------------------|-------------------------|-----------------|----|--|-------------------------|-----------------|--|
| Project-level Accomplishments | 10 Housing Units ▼ | Proposed | 50 | | Accompl. Type: ▼ | Proposed | |
| | | Underway | | | | Underway | |
| | | Complete | | | | Complete | |
| | Accompl. Type: ▼ | Proposed | | | Accompl. Type: ▼ | Proposed | |
| | | Underway | | | | Underway | |
| | | Complete | | | | Complete | |
| | Accompl. Type: ▼ | Proposed | | | Accompl. Type: ▼ | Proposed | |
| | | Underway | | | | Underway | |
| | | Complete | | | | Complete | |

| | | |
|------------------------------------|----------------------------|-----------------------|
| Proposed Outcome | Performance Measure | Actual Outcome |
| SAFE, DECENT AND SANITARY DWELLING | COMPLETION OF 50 UNITS | |

| | |
|--|----------------|
| 14A Rehab; Single-Unit Residential 570.202 ▼ | Matrix Codes ▼ |
| Matrix Codes ▼ | Matrix Codes ▼ |
| Matrix Codes ▼ | Matrix Codes ▼ |

| | | | | | | | |
|-----------------------|--------------------|-----------------------|--------------|--|-------------------------|-----------------------|--|
| Program Year 1 | CDBG ▼ | Proposed Amt. | \$368,262.00 | | Fund Source: ▼ | Proposed Amt. | |
| | | Actual Amount | \$525,346.00 | | | Actual Amount | |
| | HOME ▼ | Proposed Amt. | \$189,000.00 | | Fund Source: ▼ | Proposed Amt. | |
| | | Actual Amount | \$95,055.00 | | | Actual Amount | |
| | 10 Housing Units ▼ | Proposed Units | 10 | | Accompl. Type: ▼ | Proposed Units | |
| | | Actual Units | 29 | | | Actual Units | |
| | 10 Housing Units ▼ | Proposed Units | 4 | | Accompl. Type: ▼ | Proposed Units | |
| | | Actual Units | 3 | | | Actual Units | |
| ir 2 | CDBG ▼ | Proposed Amt. | \$328,413.00 | | Fund Source: ▼ | Proposed Amt. | |
| | | Actual Amount | \$247,569.34 | | | Actual Amount | |

| | | | | | | | |
|------------------|------------------|----------------|----------------|----------------|----------------|----------------|--------------|
| Program Year 2 | HOME | Proposed Amt. | \$189,000.00 | Fund Source: | Proposed Amt. | | |
| | | Actual Amount | \$136,701.23 | | | Actual Amount | |
| | 10 Housing Units | Proposed Units | 10 | | Accompl. Type: | Proposed Units | |
| | | Actual Units | 15 | | | | Actual Units |
| 10 Housing Units | Proposed Units | 5 | Accompl. Type: | Proposed Units | | | |
| | Actual Units | 6 | | | Actual Units | | |
| Program Year 3 | CDBG | Proposed Amt. | \$248,768.00 | Fund Source: | Proposed Amt. | | |
| | | Actual Amount | \$312,338.16 | | | Actual Amount | |
| | HOME | Proposed Amt. | \$100,000.00 | Fund Source: | Proposed Amt. | | |
| | | Actual Amount | \$46,436.77 | | | Actual Amount | |
| | 10 Housing Units | Proposed Units | 10 | Accompl. Type: | Proposed Units | | |
| | | Actual Units | 30 | | | Actual Units | |
| 10 Housing Units | Proposed Units | 3 | Accompl. Type: | Proposed Units | | | |
| | Actual Units | 2 | | | Actual Units | | |
| Program Year 4 | CDBG | Proposed Amt. | \$181,857.00 | Fund Source: | Proposed Amt. | | |
| | | Actual Amount | | | | Actual Amount | |
| | HOME | Proposed Amt. | \$100,000.00 | Fund Source: | Proposed Amt. | | |
| | | Actual Amount | | | | Actual Amount | |
| | 10 Housing Units | Proposed Units | 10 | Accompl. Type: | Proposed Units | | |
| | | Actual Units | | | | Actual Units | |
| 10 Housing Units | Proposed Units | 3 | Accompl. Type: | Proposed Units | | | |
| | Actual Units | | | | Actual Units | | |
| Program Year 5 | Fund Source: | Proposed Amt. | | Fund Source: | Proposed Amt. | | |
| | | Actual Amount | | | | Actual Amount | |
| | Fund Source: | Proposed Amt. | | Fund Source: | Proposed Amt. | | |
| | | Actual Amount | | | | Actual Amount | |
| | Accompl. Type: | Proposed Units | | Accompl. Type: | Proposed Units | | |
| | | Actual Units | | | | Actual Units | |
| | Accompl. Type: | Proposed Units | | Accompl. Type: | Proposed Units | | |
| | | Actual Units | | | | Actual Units | |

| | | | |
|--|---|---|-------------------------|
| Project Name: | SERVICE DELIVERY COSTS OF RESIDENTIAL LOANS | | |
| Description: | IDIS Project #: | 8 | UOG Code: 170660 |
| STAFF AND SERVICE DELIVERY COSTS FOR ADMINISTERING THE CDBG HOUSING REHABILITATION PROGRAM | | | |

| | | |
|---------------------|-------------------------------|------------------------|
| Location: | Priority Need Category | |
| CITYWIDE | Select one: | Owner Occupied Housing |
| Explanation: | | |

| | |
|----------------------------------|---|
| Expected Completion Date: | STAFF AND SERVICE DELIVERY COSTS FOR HOUSING REHABILITATION PROGRAM. ALSO BUDGETED AN ADDITIONAL \$8000 IN 2013-14 FOR A TOOL LIBRARY PROGRAM IN OUR DESIGNATED SLUM / BLIGHT AREA. |
| 04/30/2015 | |
| Objective Category | |

| | |
|--|--|
| Specific Objectives | |
| Outcome Categories | 1 Improve the quality of owner housing |
| <input checked="" type="checkbox"/> Availability/Accessibility | 2 |
| <input type="checkbox"/> Affordability | 3 |
| <input type="checkbox"/> Sustainability | |

| | | | | | | |
|--------------------------------------|----------------|----------|----|----------------|----------|--|
| Project-level Accomplishments | Other | Proposed | 20 | Accompl. Type: | Proposed | |
| | | Underway | | | Underway | |
| | | Complete | | | Complete | |
| | Accompl. Type: | Proposed | | Accompl. Type: | Proposed | |
| | | Underway | | | Underway | |
| | | Complete | | | Complete | |
| | Accompl. Type: | Proposed | | Accompl. Type: | Proposed | |
| | | Underway | | | Underway | |
| | | Complete | | | Complete | |

| | | |
|---|--|-----------------------|
| Proposed Outcome | Performance Measure | Actual Outcome |
| DETERMINATION OF APPLICANT ELIGIBILITY | COMPLETION OF APPLICATION / REHAB. LOAN PROCESSING | |
| 14H Rehabilitation Administration 570.202 | Matrix Codes | |
| Matrix Codes | Matrix Codes | |
| Matrix Codes | Matrix Codes | |

| | | | | | | |
|-----------------------|----------------|----------------|-------------|----------------|----------------|--|
| Program Year 1 | CDBG | Proposed Amt. | \$7,180.00 | Fund Source: | Proposed Amt. | |
| | | Actual Amount | \$6,095.00 | | Actual Amount | |
| | Fund Source: | Proposed Amt. | | Fund Source: | Proposed Amt. | |
| | | Actual Amount | | | Actual Amount | |
| | Accompl. Type: | Proposed Units | | Accompl. Type: | Proposed Units | |
| | | Actual Units | | | Actual Units | |
| Program Year 2 | CDBG | Proposed Amt. | \$9,250.00 | Fund Source: | Proposed Amt. | |
| | | Actual Amount | \$15,550.40 | | Actual Amount | |

| | | | | | | |
|----------------|------------------|----------------|-------------|------------------|----------------|--|
| Program Year | Fund Source: ▼ | Proposed Amt. | | Fund Source: ▼ | Proposed Amt. | |
| | | Actual Amount | | | Actual Amount | |
| | 04 Households ▼ | Proposed Units | | Accompl. Type: ▼ | Proposed Units | |
| | | Actual Units | | | Actual Units | |
| | Accompl. Type: ▼ | Proposed Units | | Accompl. Type: ▼ | Proposed Units | |
| | | Actual Units | | | Actual Units | |
| Program Year 3 | CDBG ▼ | Proposed Amt. | \$11,389.00 | Fund Source: ▼ | Proposed Amt. | |
| | | Actual Amount | \$2,137.10 | | Actual Amount | |
| | Fund Source: ▼ | Proposed Amt. | | Fund Source: ▼ | Proposed Amt. | |
| | | Actual Amount | | | Actual Amount | |
| | 04 Households ▼ | Proposed Units | | Accompl. Type: ▼ | Proposed Units | |
| | | Actual Units | | | Actual Units | |
| | Accompl. Type: ▼ | Proposed Units | | Accompl. Type: ▼ | Proposed Units | |
| | | Actual Units | | | Actual Units | |
| Program Year 4 | CDBG ▼ | Proposed Amt. | \$8,950.00 | Fund Source: ▼ | Proposed Amt. | |
| | | Actual Amount | | | Actual Amount | |
| | CDBG ▼ | Proposed Amt. | \$8,000.00 | Fund Source: ▼ | Proposed Amt. | |
| | | Actual Amount | | | Actual Amount | |
| | 04 Households ▼ | Proposed Units | | Accompl. Type: ▼ | Proposed Units | |
| | | Actual Units | | | Actual Units | |
| | 04 Households ▼ | Proposed Units | | Accompl. Type: ▼ | Proposed Units | |
| | | Actual Units | | | Actual Units | |
| Program Year 5 | Fund Source: ▼ | Proposed Amt. | | Fund Source: ▼ | Proposed Amt. | |
| | | Actual Amount | | | Actual Amount | |
| | Fund Source: ▼ | Proposed Amt. | | Fund Source: ▼ | Proposed Amt. | |
| | | Actual Amount | | | Actual Amount | |
| | Accompl. Type: ▼ | Proposed Units | | Accompl. Type: ▼ | Proposed Units | |
| | | Actual Units | | | Actual Units | |
| | Accompl. Type: ▼ | Proposed Units | | Accompl. Type: ▼ | Proposed Units | |
| | | Actual Units | | | Actual Units | |

| | | | |
|--|-------------------------------------|---|-------------------------|
| Project Name: | PEACE MEAL SENIOR NUTRITION PROGRAM | | |
| Description: | IDIS Project #: | 9 | UOG Code: 170660 |
| PROVIDE MEALS FOR SENIOR CITIZENS IN THE CITY OF BLOOMINGTON | | | |

| | | |
|---------------------|-------------------------------|-----------------|
| Location: | Priority Need Category | |
| CITYWIDE | Select one: | Public Services |
| Explanation: | | |

| | |
|--|--|
| Expected Completion Date: | ASSISTING LOW INCOME SENIORS WITH DAILY NUTRITIONAL MEALS. |
| 04/30/2015 | |
| Objective Category | |
| <input type="radio"/> Decent Housing <input checked="" type="radio"/> Suitable Living Environment <input type="radio"/> Economic Opportunity | |

| | |
|--|---|
| Specific Objectives | |
| Outcome Categories | 1 Improve the services for low/mod income persons |
| <input checked="" type="checkbox"/> Availability/Accessibility | 2 |
| <input type="checkbox"/> Affordability | 3 |
| <input type="checkbox"/> Sustainability | |

| | | | | | | | | |
|--------------------------------------|-----------|-----------------------|-----------------|--|-----------------------|-----------------------|-----------------|--|
| Project-level Accomplishments | 01 People | Proposed | 2500 | | Accompl. Type: | Proposed | | |
| | | Underway | 500 | | | Underway | | |
| | | Complete | | | | Complete | | |
| | | Accompl. Type: | Proposed | | | Accompl. Type: | Proposed | |
| | | | Underway | | | | Underway | |
| | | | Complete | | | | Complete | |
| | | Accompl. Type: | Proposed | | | Accompl. Type: | Proposed | |
| | | | Underway | | | | Underway | |
| | | | Complete | | | | Complete | |

| | | |
|---------------------------------------|----------------------------|-----------------------|
| Proposed Outcome | Performance Measure | Actual Outcome |
| PROVIDE NUTRITIONAL MEALS FOR SENIORS | SERVE 500 SENIORS ANNUALLY | |

| | |
|---|--------------|
| 05 Public Services (General) 570.201(e) | Matrix Codes |
| Matrix Codes | Matrix Codes |
| Matrix Codes | Matrix Codes |

| | | | | | | | | |
|-----------------------|------|----------------------|-----------------------|--|---------------------|-----------------------|-----------------------|--|
| Program Year 1 | CDBG | Proposed Amt. | 25,000.00 | | Fund Source: | Proposed Amt. | | |
| | | Actual Amount | 25,000.00 | | | Actual Amount | | |
| | | Proposed Amt. | | | | Proposed Amt. | | |
| | | Actual Amount | | | | Actual Amount | | |
| | | 01 People | Proposed Units | | 500 | Accompl. Type: | Proposed Units | |
| | | | Actual Units | | 690 | | Actual Units | |
| ir 2 | CDBG | Proposed Amt. | \$25,000.00 | | Fund Source: | Proposed Amt. | | |
| | | Actual Amount | \$20,000.00 | | | Actual Amount | | |

| | | | | | | |
|----------------|------------------|----------------|-------------|------------------|----------------|--|
| Program Year | Fund Source: ▼ | Proposed Amt. | | Fund Source: ▼ | Proposed Amt. | |
| | | Actual Amount | | | Actual Amount | |
| | 01 People ▼ | Proposed Units | 500 | Accompl. Type: ▼ | Proposed Units | |
| | | Actual Units | 723 | | Actual Units | |
| | Accompl. Type: ▼ | Proposed Units | | Accompl. Type: ▼ | Proposed Units | |
| | | Actual Units | | | Actual Units | |
| Program Year 3 | CDBG ▼ | Proposed Amt. | \$20,000.00 | Fund Source: ▼ | Proposed Amt. | |
| | | Actual Amount | \$20,000.00 | | Actual Amount | |
| | Other ▼ | Proposed Amt. | | Fund Source: ▼ | Proposed Amt. | |
| | | Actual Amount | | | Actual Amount | |
| | 01 People ▼ | Proposed Units | 500 | Accompl. Type: ▼ | Proposed Units | |
| | | Actual Units | 393 | | Actual Units | |
| | Accompl. Type: ▼ | Proposed Units | | Accompl. Type: ▼ | Proposed Units | |
| | | Actual Units | | | Actual Units | |
| Program Year 4 | CDBG ▼ | Proposed Amt. | \$20,000.00 | Fund Source: ▼ | Proposed Amt. | |
| | | Actual Amount | | | Actual Amount | |
| | Other ▼ | Proposed Amt. | | Fund Source: ▼ | Proposed Amt. | |
| | | Actual Amount | | | Actual Amount | |
| | 01 People ▼ | Proposed Units | 500 | Accompl. Type: ▼ | Proposed Units | |
| | | Actual Units | | | Actual Units | |
| | Accompl. Type: ▼ | Proposed Units | | Accompl. Type: ▼ | Proposed Units | |
| | | Actual Units | | | Actual Units | |
| Program Year 5 | Fund Source: ▼ | Proposed Amt. | | Fund Source: ▼ | Proposed Amt. | |
| | | Actual Amount | | | Actual Amount | |
| | Fund Source: ▼ | Proposed Amt. | | Fund Source: ▼ | Proposed Amt. | |
| | | Actual Amount | | | Actual Amount | |
| | Accompl. Type: ▼ | Proposed Units | | Accompl. Type: ▼ | Proposed Units | |
| | | Actual Units | | | Actual Units | |
| | Accompl. Type: ▼ | Proposed Units | | Accompl. Type: ▼ | Proposed Units | |
| | | Actual Units | | | Actual Units | |

| | | | |
|--|---|-------------------------|--|
| Project Name: | GO 4 COLLEGE SUMMER YOUTH PROGRAM - CANCELLED | | |
| Description: | IDIS Project #: 10 | UOG Code: 170660 | |
| SUMMER YOUTH PROGRAM SPONSORED BY MID-ILLINOIS DOLLARS FOR SCHOLARS - TEACHING LIFE SKILLS FOR LOW / MODERATE INCOME YOUTH AGES 13-15 PROVIDING TOOLS TO ENCOURAGE THEIR LIFE PATH TO SUCCESSFUL CAREER CHOICES. ACTIVITY CANCELLED DUE TO CHANGE IN AGENCY STRUCTURE AND PROGRAMMING. | | | |

| | |
|--|---|
| Location: HOLY TRINITY JUNIOR HIGH SCHOOL, 705 N. ROOSEVELT, BLOOMINGTON | Priority Need Category Select one: Public Services |
| Explanation: | |

| | |
|--|---|
| Expected Completion Date: 04/30/2013 | PROVIDING EDUCATIONAL OPPORTUNITIES AND SUPPLIES FOR PARTICIPANTS DURING THIS 7 WEEK SUMMER CAMP. |
| Objective Category | |
| <input type="radio"/> Decent Housing <input type="radio"/> Suitable Living Environment <input checked="" type="radio"/> Economic Opportunity | |

| | |
|--|---|
| Specific Objectives | |
| Outcome Categories | 1 Improve economic opportunities for low-income persons |
| <input checked="" type="checkbox"/> Availability/Accessibility | 2 |
| <input type="checkbox"/> Affordability | 3 |
| <input type="checkbox"/> Sustainability | |

| Project-level Accomplishments | 01 People | Proposed | 60 | Accompl. Type: | Proposed | |
|-------------------------------|----------------|----------|----|----------------|----------|--|
| | | Underway | 15 | | Underway | |
| | | Complete | | | Complete | |
| | Accompl. Type: | Proposed | | Accompl. Type: | Proposed | |
| | | Underway | | | Underway | |
| | | Complete | | | Complete | |
| | Accompl. Type: | Proposed | | Accompl. Type: | Proposed | |
| | | Underway | | | Underway | |
| | | Complete | | | Complete | |
| | Accompl. Type: | Proposed | | Accompl. Type: | Proposed | |
| | | Underway | | | Underway | |
| | | Complete | | | Complete | |

| Proposed Outcome | Performance Measure | Actual Outcome |
|--|---|----------------|
| EDUCATING LOW INCOME YOUTH ON ECONOMIC | # OF YOUTH THAT COMPLETE THE PROGRAM ANNUALLY | |

| | |
|---|--------------|
| 05 Public Services (General) 570.201(e) | Matrix Codes |
| Matrix Codes | Matrix Codes |
| Matrix Codes | Matrix Codes |

| Program Year 1 | CDBG | Proposed Amt. | | Fund Source: | Proposed Amt. | |
|----------------|----------------|----------------|----------------|----------------|----------------|--|
| | | Actual Amount | | | Actual Amount | |
| | Fund Source: | Proposed Amt. | | Fund Source: | Proposed Amt. | |
| | | Actual Amount | | | Actual Amount | |
| | 01 People | Proposed Units | | Accompl. Type: | Proposed Units | |
| | | Actual Units | | | Actual Units | |
| Accompl. Type: | Proposed Units | | Accompl. Type: | Proposed Units | | |
| | Actual Units | | | Actual Units | | |
| ir 2 | CDBG | Proposed Amt. | \$5,000.00 | Fund Source: | Proposed Amt. | |
| | | Actual Amount | \$4,310.65 | | Actual Amount | |

| | | | | | | |
|----------------|------------------|----------------|------------|------------------|----------------|--|
| Program Year | Fund Source: ▼ | Proposed Amt. | | Fund Source: ▼ | Proposed Amt. | |
| | | Actual Amount | | | Actual Amount | |
| | 01 People ▼ | Proposed Units | 15 | Accompl. Type: ▼ | Proposed Units | |
| | | Actual Units | 11 | | Actual Units | |
| Program Year 3 | Accompl. Type: ▼ | Proposed Units | | Accompl. Type: ▼ | Proposed Units | |
| | | Actual Units | | | Actual Units | |
| | CDBG ▼ | Proposed Amt. | \$4,000.00 | Fund Source: ▼ | Proposed Amt. | |
| | | Actual Amount | \$0.00 | | Actual Amount | |
| Program Year 3 | Other ▼ | Proposed Amt. | | Fund Source: ▼ | Proposed Amt. | |
| | | Actual Amount | | | Actual Amount | |
| | 01 People ▼ | Proposed Units | 20 | Accompl. Type: ▼ | Proposed Units | |
| | | Actual Units | 0 | | Actual Units | |
| Program Year 4 | Accompl. Type: ▼ | Proposed Units | | Accompl. Type: ▼ | Proposed Units | |
| | | Actual Units | | | Actual Units | |
| | CDBG ▼ | Proposed Amt. | | Fund Source: ▼ | Proposed Amt. | |
| | | Actual Amount | | | Actual Amount | |
| Program Year 4 | Other ▼ | Proposed Amt. | | Fund Source: ▼ | Proposed Amt. | |
| | | Actual Amount | | | Actual Amount | |
| | 01 People ▼ | Proposed Units | | Accompl. Type: ▼ | Proposed Units | |
| | | Actual Units | | | Actual Units | |
| Program Year 5 | Accompl. Type: ▼ | Proposed Units | | Accompl. Type: ▼ | Proposed Units | |
| | | Actual Units | | | Actual Units | |
| | Fund Source: ▼ | Proposed Amt. | | Fund Source: ▼ | Proposed Amt. | |
| | | Actual Amount | | | Actual Amount | |
| Program Year 5 | Fund Source: ▼ | Proposed Amt. | | Fund Source: ▼ | Proposed Amt. | |
| | | Actual Amount | | | Actual Amount | |
| | Accompl. Type: ▼ | Proposed Units | | Accompl. Type: ▼ | Proposed Units | |
| | | Actual Units | | | Actual Units | |
| Program Year 5 | Accompl. Type: ▼ | Proposed Units | | Accompl. Type: ▼ | Proposed Units | |
| | | Actual Units | | | Actual Units | |

| | | | |
|---|---------------------------|-------------------------|--|
| Project Name: | LABYRINTH GROUP | | |
| Description: | IDIS Project #: 11 | UOG Code: 170660 | |
| PROVIDE COUNSELING SERVICES FOR RECENTLY PAROLED WOMEN - REFERRAL, ADVOCACY, CASE MANAGEMENT AND NETWORKING. ADDRESSING HOUSING, EMPLOYMENT, FAMILY, MENTAL AND SUBSTANCE ABUSE ISSUES. | | | |

| | | |
|---------------------------------|-------------------------------|-------------------|
| Location: BLOOMINGTON | Priority Need Category | |
| | Select one: | Public Services ▼ |
| Explanation: | | |

| | |
|--|---|
| Expected Completion Date: 04/30/2013 | MAKE PRELIMINARY VISITS TO THE PRISONS, PROVIDE OUTREACH INTO THE COMMUNITY, DO ASSESSMENTS OF THEIR NEEDS, MAKE REFERRALS, MEET WITH THE PAROLE OFFICERS |
| Objective Category | |

| | | |
|--|----------------------------|---|
| Outcome Categories <input type="checkbox"/> Availability/Accessibility <input type="checkbox"/> Affordability <input checked="" type="checkbox"/> Sustainability | Specific Objectives | |
| | 1 | Increase range of housing options & related services for persons w/ special needs ▼ |
| | 2 | ▼ |
| | 3 | ▼ |

| | | | | | | | |
|--------------------------------------|-------------|------------------|-----------------|------------------|------------------|-----------------|--|
| Project-level Accomplishments | 01 People ▼ | Proposed | 10 | Accompl. Type: ▼ | Proposed | | |
| | | Underway | 10 | | Underway | | |
| | | Complete | | | Complete | | |
| | | Accompl. Type: ▼ | Proposed | | Accompl. Type: ▼ | Proposed | |
| | | | Underway | | | Underway | |
| | | | Complete | | | Complete | |
| | | Accompl. Type: ▼ | Proposed | | Accompl. Type: ▼ | Proposed | |
| | | | Underway | | | Underway | |
| | | | Complete | | | Complete | |

| | | |
|-----------------------------------|---|-----------------------|
| Proposed Outcome | Performance Measure | Actual Outcome |
| WOMEN PAROLEES BECOMING MORE SELF | NUMBER OF WOMEN THAT PARTICIPATE IN THE PROGRAM | |

| | |
|---|----------------|
| 05 Public Services (General) 570.201(e) ▼ | Matrix Codes ▼ |
| Matrix Codes ▼ | Matrix Codes ▼ |
| Matrix Codes ▼ | Matrix Codes ▼ |

| | | | | | | |
|-----------------------|-----------------------|-----------------------|------------------|-----------------------|-----------------------|--|
| Program Year 1 | CDBG ▼ | Proposed Amt. | | Fund Source: ▼ | Proposed Amt. | |
| | | Actual Amount | | | Actual Amount | |
| | Fund Source: ▼ | Proposed Amt. | | Fund Source: ▼ | Proposed Amt. | |
| | | Actual Amount | | | Actual Amount | |
| | 01 People ▼ | Proposed Units | | Accompl. Type: ▼ | Proposed Units | |
| | | Actual Units | | | Actual Units | |
| Accompl. Type: ▼ | Proposed Units | | Accompl. Type: ▼ | Proposed Units | | |
| | Actual Units | | | Actual Units | | |
| ir 2 | CDBG ▼ | Proposed Amt. | | Fund Source: ▼ | Proposed Amt. | |
| | | Actual Amount | | | Actual Amount | |

| | | | | | | |
|----------------|------------------|----------------|-------------|------------------|----------------|--|
| Program Year | Fund Source: ▼ | Proposed Amt. | | Fund Source: ▼ | Proposed Amt. | |
| | | Actual Amount | | | Actual Amount | |
| | 01 People ▼ | Proposed Units | | Accompl. Type: ▼ | Proposed Units | |
| | | Actual Units | | | Actual Units | |
| | Accompl. Type: ▼ | Proposed Units | | Accompl. Type: ▼ | Proposed Units | |
| | | Actual Units | | | Actual Units | |
| Program Year 3 | CDBG ▼ | Proposed Amt. | \$10,000.00 | Fund Source: ▼ | Proposed Amt. | |
| | | Actual Amount | \$10,000.00 | | Actual Amount | |
| | Other ▼ | Proposed Amt. | | Fund Source: ▼ | Proposed Amt. | |
| | | Actual Amount | | | Actual Amount | |
| | 01 People ▼ | Proposed Units | 10 | Accompl. Type: ▼ | Proposed Units | |
| | | Actual Units | 22 | | Actual Units | |
| | Accompl. Type: ▼ | Proposed Units | | Accompl. Type: ▼ | Proposed Units | |
| | | Actual Units | | | Actual Units | |
| Program Year 4 | CDBG ▼ | Proposed Amt. | | Fund Source: ▼ | Proposed Amt. | |
| | | Actual Amount | | | Actual Amount | |
| | Other ▼ | Proposed Amt. | | Fund Source: ▼ | Proposed Amt. | |
| | | Actual Amount | | | Actual Amount | |
| | 01 People ▼ | Proposed Units | | Accompl. Type: ▼ | Proposed Units | |
| | | Actual Units | | | Actual Units | |
| | Accompl. Type: ▼ | Proposed Units | | Accompl. Type: ▼ | Proposed Units | |
| | | Actual Units | | | Actual Units | |
| Program Year 5 | Fund Source: ▼ | Proposed Amt. | | Fund Source: ▼ | Proposed Amt. | |
| | | Actual Amount | | | Actual Amount | |
| | Fund Source: ▼ | Proposed Amt. | | Fund Source: ▼ | Proposed Amt. | |
| | | Actual Amount | | | Actual Amount | |
| | Accompl. Type: ▼ | Proposed Units | | Accompl. Type: ▼ | Proposed Units | |
| | | Actual Units | | | Actual Units | |
| | Accompl. Type: ▼ | Proposed Units | | Accompl. Type: ▼ | Proposed Units | |
| | | Actual Units | | | Actual Units | |

| | | | | | | |
|--|--|-----------------------------------|------|-----------------------|----------------|--|
| Project Name: INFRASTRUCTURE IMPROVEMENTS - SIDEWALKS | | | | | | |
| Description: | IDIS Project #: 12 UOG Code: 170660 SIDEWALK REPLACEMENT WITHIN OUR TARGETED LOW / MODERATE INCOME AREA | | | | | |
| Location: SCATTERED SITES WITHIN LOW / MODERATE INCOME BOUNDARIES | Priority Need Category Select one: Infrastructure | | | | | |
| Expected Completion Date: 04/30/2015 | Explanation: DETERIORATED SIDEWALKS TO BE REPLACED WITHIN OUR IDENTIFIED LOW / MODERATE INCOME AREA. SCATTERED SITES ARE STILL BEING IDENTIFIED. | | | | | |
| Objective Category <input type="radio"/> Decent Housing <input checked="" type="radio"/> Suitable Living Environment <input type="radio"/> Economic Opportunity | Specific Objectives | | | | | |
| Outcome Categories <input checked="" type="checkbox"/> Availability/Accessibility <input type="checkbox"/> Affordability <input type="checkbox"/> Sustainability | 1 Improve quality / increase quantity of public improvements for lower income persons 2 3 | | | | | |
| Project-level Accomplishments | Other | Proposed | 1100 | | Proposed | |
| | | Underway | | | Underway | |
| | | Complete | | | Complete | |
| | | Proposed | | | Proposed | |
| | | Underway | | | Underway | |
| | | Complete | | | Complete | |
| | | Proposed | | | Proposed | |
| | | Underway | | | Underway | |
| | | Complete | | | Complete | |
| Proposed Outcome | | Performance Measure | | Actual Outcome | | |
| IMPROVED INFRASTRUCTURE IN LOW- | | 1100 LINEAL FEET OF NEW SIDEWALKS | | | | |
| 03L Sidewalks 570.201(c) | | | | | | |
| Program Year 1 | CDBG | Proposed Amt. | | | Proposed Amt. | |
| | | Actual Amount | | | Actual Amount | |
| | | Proposed Amt. | | | Proposed Amt. | |
| | | Actual Amount | | | Actual Amount | |
| | | Proposed Units | | | Proposed Units | |
| | | Actual Units | | | Actual Units | |
| | | Proposed Units | | | Proposed Units | |
| | | Actual Units | | | Actual Units | |

| | | | | | | | | |
|----------------|-------|---|----------------|-------------|--|---|----------------|--|
| Program Year 2 | CDBG | ▼ | Proposed Amt. | | | ▼ | Proposed Amt. | |
| | | | Actual Amount | | | | Actual Amount | |
| | | ▼ | Proposed Amt. | | | ▼ | Proposed Amt. | |
| | | | Actual Amount | | | | Actual Amount | |
| | | ▼ | Proposed Units | | | ▼ | Proposed Units | |
| | | | Actual Units | | | | Actual Units | |
| | | ▼ | Proposed Units | | | ▼ | Proposed Units | |
| | | | Actual Units | | | | Actual Units | |
| Program Year 3 | CDBG | ▼ | Proposed Amt. | \$75,000.00 | | ▼ | Proposed Amt. | |
| | | | Actual Amount | \$74,856.18 | | | Actual Amount | |
| | | ▼ | Proposed Amt. | | | ▼ | Proposed Amt. | |
| | | | Actual Amount | | | | Actual Amount | |
| | Other | ▼ | Proposed Units | 1100 LF | | ▼ | Proposed Units | |
| | | | Actual Units | 2500 LF | | | Actual Units | |
| | | ▼ | Proposed Units | | | ▼ | Proposed Units | |
| | | | Actual Units | | | | Actual Units | |
| Program Year 4 | CDBG | ▼ | Proposed Amt. | \$50,000.00 | | ▼ | Proposed Amt. | |
| | | | Actual Amount | | | | Actual Amount | |
| | | ▼ | Proposed Amt. | | | ▼ | Proposed Amt. | |
| | | | Actual Amount | | | | Actual Amount | |
| | Other | ▼ | Proposed Units | 1500 LF | | ▼ | Proposed Units | |
| | | | Actual Units | | | | Actual Units | |
| | | ▼ | Proposed Units | | | ▼ | Proposed Units | |
| | | | Actual Units | | | | Actual Units | |
| Program Year 5 | CDBG | ▼ | Proposed Amt. | | | ▼ | Proposed Amt. | |
| | | | Actual Amount | | | | Actual Amount | |
| | | ▼ | Proposed Amt. | | | ▼ | Proposed Amt. | |
| | | | Actual Amount | | | | Actual Amount | |
| | | ▼ | Proposed Units | | | ▼ | Proposed Units | |
| | | | Actual Units | | | | Actual Units | |
| | | ▼ | Proposed Units | | | ▼ | Proposed Units | |
| | | | Actual Units | | | | Actual Units | |

| | | | | | |
|--|--|---|----------------|-----------------------|----------------|
| Project Name: TOOL LIBRARY | | | | | |
| Description: | IDIS Project #: 13 UOG Code: 170660 | | | | |
| FREE TOOL LIBRARY FOR RESIDENTS - PRIMARILY IN THE WEST BLOOMINGTON REVITALIZATION PROJECT (WBRP) AREA; TO REPAIR OR IMPROVE THEIR HOME. PROGRAM ALSO TO PROVIDE DO-IT-YOURSELF WORKSHOPS. ALSO RECEIVED START UP FUNDING FROM ILLINOIS WESLEYAN UNIVERSITY GRANT. | | | | | |
| Location: | Priority Need Category | | | | |
| WEST BLOOMINGTON REVITALIZATION PROJECT AREA - DESIGNATED SLUM / BLIGHT AREA. | Select one: Owner Occupied Housing | | | | |
| Expected Completion Date: | Explanation: | | | | |
| 04/30/2015 | TOOL LENDING PROGRAM ESTABLISHED IN THE WEST BLOOMINGTON REVITALIZATION PROJECT (WBRP) AREA. PROVIDES HOMEOWNERS WITH FREE RESOURCES TO MAKE HOME IMPROVEMENTS AND REPAIRS. PROGRAM START DATE OF JAN. 2013. | | | | |
| Objective Category | | | | | |
| <input checked="" type="radio"/> Decent Housing <input type="radio"/> Suitable Living Environment <input type="radio"/> Economic Opportunity | | | | | |
| Outcome Categories | | | | | |
| <input checked="" type="checkbox"/> Availability/Accessibility <input type="checkbox"/> Affordability <input type="checkbox"/> Sustainability | | | | | |
| | 1 Improve the quality of owner housing | | | | |
| | 2 | | | | |
| | 3 | | | | |
| Project-level Accomplishments | 10 Housing Units | Proposed | 50 | Accompl. Type: | Proposed |
| | | Underway | 30 | | Underway |
| | | Complete | 15 | | Complete |
| | Accompl. Type: | Proposed | | Accompl. Type: | Proposed |
| | | Underway | | | Underway |
| | | Complete | | | Complete |
| | Accompl. Type: | Proposed | | Accompl. Type: | Proposed |
| | | Underway | | | Underway |
| | | Complete | | | Complete |
| Proposed Outcome | | Performance Measure | | Actual Outcome | |
| SAFE, DECENT AND SANITARY DWELLING | | SERVE A MINIMUM OF 15 HOUSEHOLDS THE FIRST YEAR | | | |
| 14A Rehab; Single-Unit Residential 570.202 | | Matrix Codes | | | |
| Matrix Codes | | Matrix Codes | | | |
| Matrix Codes | | Matrix Codes | | | |
| Program Year 1 | CDBG | Proposed Amt. | | Fund Source: | Proposed Amt. |
| | | Actual Amount | | | Actual Amount |
| | HOME | Proposed Amt. | | Fund Source: | Proposed Amt. |
| | | Actual Amount | | | Actual Amount |
| | 10 Housing Units | Proposed Units | | Accompl. Type: | Proposed Units |
| | | Actual Units | | | Actual Units |
| 10 Housing Units | Proposed Units | | Accompl. Type: | Proposed Units | |
| | Actual Units | | | Actual Units | |
| ir 2 | CDBG | Proposed Amt. | | Fund Source: | Proposed Amt. |
| | | Actual Amount | | | Actual Amount |

| | | | | | | |
|----------------|------------------|----------------|-------------|----------------|----------------|--|
| Program Year | HOME | Proposed Amt. | | Fund Source: | Proposed Amt. | |
| | | Actual Amount | | | Actual Amount | |
| | 10 Housing Units | Proposed Units | | Accompl. Type: | Proposed Units | |
| | | Actual Units | | | Actual Units | |
| | 10 Housing Units | Proposed Units | | Accompl. Type: | Proposed Units | |
| | | Actual Units | | | Actual Units | |
| Program Year 3 | CDBG | Proposed Amt. | \$0.00 | Fund Source: | Proposed Amt. | |
| | | Actual Amount | \$3,735.00 | | Actual Amount | |
| | Other | Proposed Amt. | \$1,500.00 | Fund Source: | Proposed Amt. | |
| | | Actual Amount | | | Actual Amount | |
| | 10 Housing Units | Proposed Units | 0 | Accompl. Type: | Proposed Units | |
| | | Actual Units | 15 | | Actual Units | |
| | 10 Housing Units | Proposed Units | | Accompl. Type: | Proposed Units | |
| | | Actual Units | | | Actual Units | |
| Program Year 4 | CDBG | Proposed Amt. | \$8,000.00 | Fund Source: | Proposed Amt. | |
| | | Actual Amount | | | Actual Amount | |
| | Other | Proposed Amt. | \$25,000.00 | Fund Source: | Proposed Amt. | |
| | | Actual Amount | | | Actual Amount | |
| | 10 Housing Units | Proposed Units | 30 | Accompl. Type: | Proposed Units | |
| | | Actual Units | | | Actual Units | |
| | 10 Housing Units | Proposed Units | | Accompl. Type: | Proposed Units | |
| | | Actual Units | | | Actual Units | |
| Program Year 5 | Fund Source: | Proposed Amt. | | Fund Source: | Proposed Amt. | |
| | | Actual Amount | | | Actual Amount | |
| | Fund Source: | Proposed Amt. | | Fund Source: | Proposed Amt. | |
| | | Actual Amount | | | Actual Amount | |
| | Accompl. Type: | Proposed Units | | Accompl. Type: | Proposed Units | |
| | | Actual Units | | | Actual Units | |
| | Accompl. Type: | Proposed Units | | Accompl. Type: | Proposed Units | |
| | | Actual Units | | | Actual Units | |

| | | | |
|---|--|----|-------------------------|
| Project Name: | PUBLIC IMPROVEMENT - WBRP COMMUNITY GARDEN FENCE | | |
| Description: | IDIS Project #: | 14 | UOG Code: 170660 |
| PROVIDE FENCING AROUND 3 CITY LOTS FOR THE WEST BLOOMINGTON REVITALIZATION PROJECT (WBRP) AREA COMMUNITY GARDEN | | | |

| | | |
|--|-------------------------------|---------------------|
| Location: | Priority Need Category | |
| 507 N. ROOSEVELT, BLOOMINGTON, IL 61701 | Select one: | Public Facilities ▼ |
| Explanation: | | |

| | |
|----------------------------------|---|
| Expected Completion Date: | PROVIDE FENCING AROUND A LARGE COMMUNITY GARDEN AREA LOCATED WITHIN OUR DESIGNATED SLUM / BLIGHT AREA. A SITE WHERE 3 DILAPIDATED BUILDINGS WERE RAZED; NOW SERVES AS A SAFE COMMUNITY GATHERING LOCATION FOR GARDENING AND NEIGHBORHOOD FESTIVALS. |
| 04/30/2013 | |
| Objective Category | |

| | | |
|--|----------------------------|---|
| Outcome Categories <input type="checkbox"/> Availability/Accessibility <input type="checkbox"/> Affordability <input checked="" type="checkbox"/> Sustainability | Specific Objectives | |
| | 1 | Improve quality / increase quantity of neighborhood facilities for low-income persons ▼ |
| | 2 | ▼ |
| | 3 | ▼ |

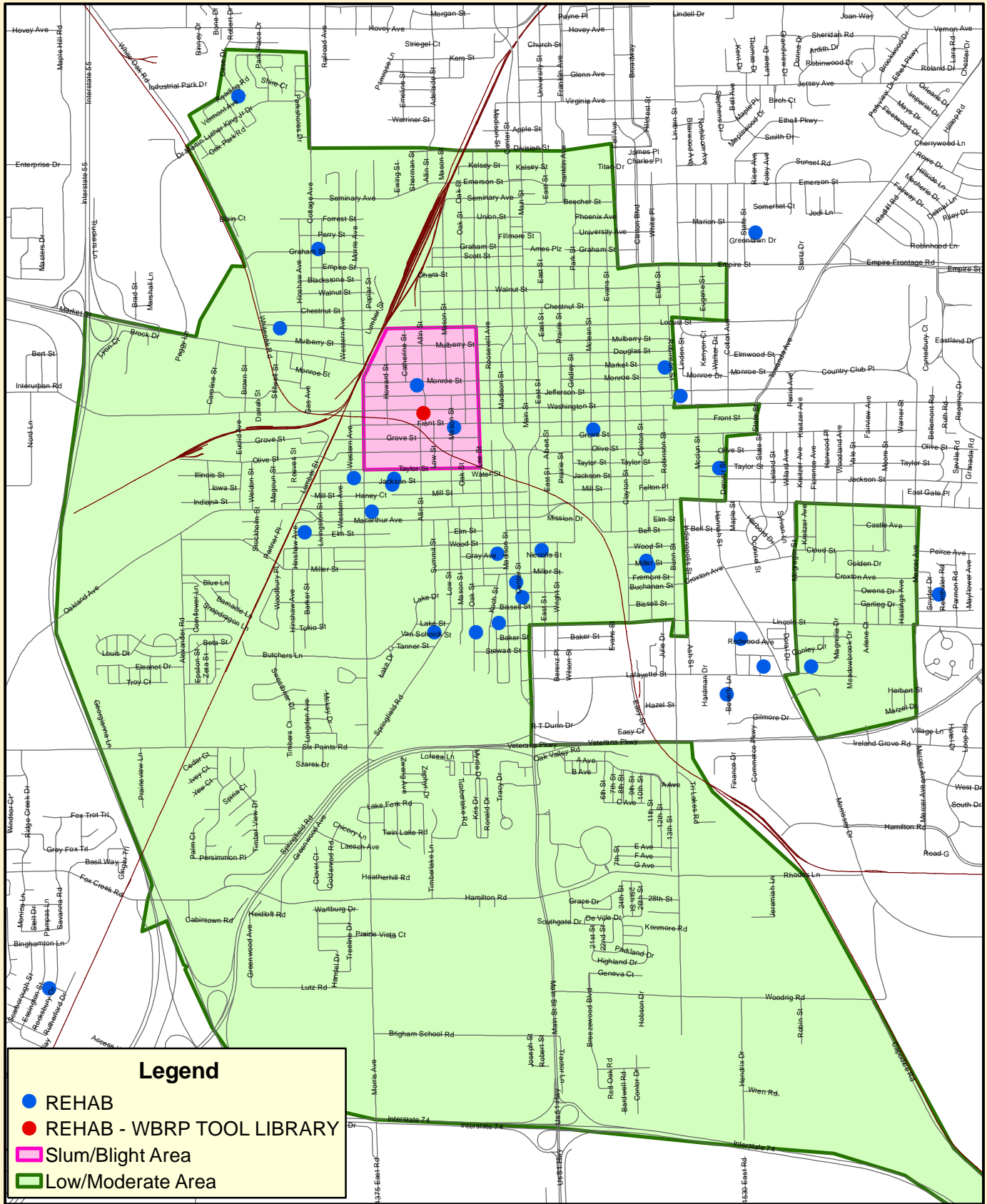
| | | | | | | |
|--------------------------------------|------------------------|-----------------|---|------------------|-----------------|--|
| Project-level Accomplishments | 11 Public Facilities ▼ | Proposed | 5 | Accompl. Type: ▼ | Proposed | |
| | | Underway | 1 | | Underway | |
| | | Complete | 4 | | Complete | |
| | Accompl. Type: ▼ | Proposed | | Accompl. Type: ▼ | Proposed | |
| | | Underway | | | Underway | |
| | | Complete | | | Complete | |
| | Accompl. Type: ▼ | Proposed | | Accompl. Type: ▼ | Proposed | |
| | | Underway | | | Underway | |
| | | Complete | | | Complete | |

| | | |
|--------------------------------------|--------------------------------------|-----------------------|
| Proposed Outcome | Performance Measure | Actual Outcome |
| PROVIDE A SAFE, FUNCTIONAL ENVIRONMT | NUMBER OF HOUSEHOLDS / PEOPLE SERVED | |

| | |
|--|----------------|
| 03 Public Facilities and Improvements (General) 570.201(c) ▼ | Matrix Codes ▼ |
| Matrix Codes ▼ | Matrix Codes ▼ |
| Matrix Codes ▼ | Matrix Codes ▼ |

| | | | | | | | |
|-----------------------|-------------------------|-----------------------|------------------|-----------------------|----------------------|-----------------------|--|
| Program Year 1 | CDBG ▼ | Proposed Amt. | | Fund Source: ▼ | Proposed Amt. | | |
| | | Actual Amount | | | Actual Amount | | |
| | Fund Source: ▼ | Proposed Amt. | | | Fund Source: ▼ | Proposed Amt. | |
| | | Actual Amount | | | | Actual Amount | |
| | 11 Public Facilities: ▼ | Proposed Units | | | Accompl. Type: ▼ | Proposed Units | |
| | | Actual Units | | | | Actual Units | |
| Accompl. Type: ▼ | Proposed Units | | Accompl. Type: ▼ | Proposed Units | | | |
| | Actual Units | | | Actual Units | | | |
| ir 2 | CDBG ▼ | Proposed Amt. | | Fund Source: ▼ | Proposed Amt. | | |
| | | Actual Amount | | | Actual Amount | | |

| | | | | | | |
|----------------|-------------------------|----------------|------------|------------------|----------------|--|
| Program Year | Fund Source: ▼ | Proposed Amt. | | Fund Source: ▼ | Proposed Amt. | |
| | | Actual Amount | | | Actual Amount | |
| | 11 Public Facilities: ▼ | Proposed Units | | Accompl. Type: ▼ | Proposed Units | |
| | | Actual Units | | | Actual Units | |
| Program Year 3 | Accompl. Type: ▼ | Proposed Units | | Accompl. Type: ▼ | Proposed Units | |
| | | Actual Units | | | Actual Units | |
| | CDBG ▼ | Proposed Amt. | | Fund Source: ▼ | Proposed Amt. | |
| | | Actual Amount | \$5,000.00 | | Actual Amount | |
| Program Year 3 | Other ▼ | Proposed Amt. | | Fund Source: ▼ | Proposed Amt. | |
| | | Actual Amount | | | Actual Amount | |
| | 01 People ▼ | Proposed Units | | Accompl. Type: ▼ | Proposed Units | |
| | | Actual Units | 100 | | Actual Units | |
| Program Year 4 | Accompl. Type: ▼ | Proposed Units | | Accompl. Type: ▼ | Proposed Units | |
| | | Actual Units | | | Actual Units | |
| | CDBG ▼ | Proposed Amt. | | Fund Source: ▼ | Proposed Amt. | |
| | | Actual Amount | | | Actual Amount | |
| Program Year 4 | Other ▼ | Proposed Amt. | | Fund Source: ▼ | Proposed Amt. | |
| | | Actual Amount | | | Actual Amount | |
| | 01 People ▼ | Proposed Units | | Accompl. Type: ▼ | Proposed Units | |
| | | Actual Units | | | Actual Units | |
| Program Year 5 | Accompl. Type: ▼ | Proposed Units | | Accompl. Type: ▼ | Proposed Units | |
| | | Actual Units | | | Actual Units | |
| | Fund Source: ▼ | Proposed Amt. | | Fund Source: ▼ | Proposed Amt. | |
| | | Actual Amount | | | Actual Amount | |
| Program Year 5 | Fund Source: ▼ | Proposed Amt. | | Fund Source: ▼ | Proposed Amt. | |
| | | Actual Amount | | | Actual Amount | |
| | Accompl. Type: ▼ | Proposed Units | | Accompl. Type: ▼ | Proposed Units | |
| | | Actual Units | | | Actual Units | |
| Program Year 5 | Accompl. Type: ▼ | Proposed Units | | Accompl. Type: ▼ | Proposed Units | |
| | | Actual Units | | | Actual Units | |



Legend

- REHAB
- REHAB - WBRP TOOL LIBRARY
- Slum/Blight Area
- Low/Moderate Area

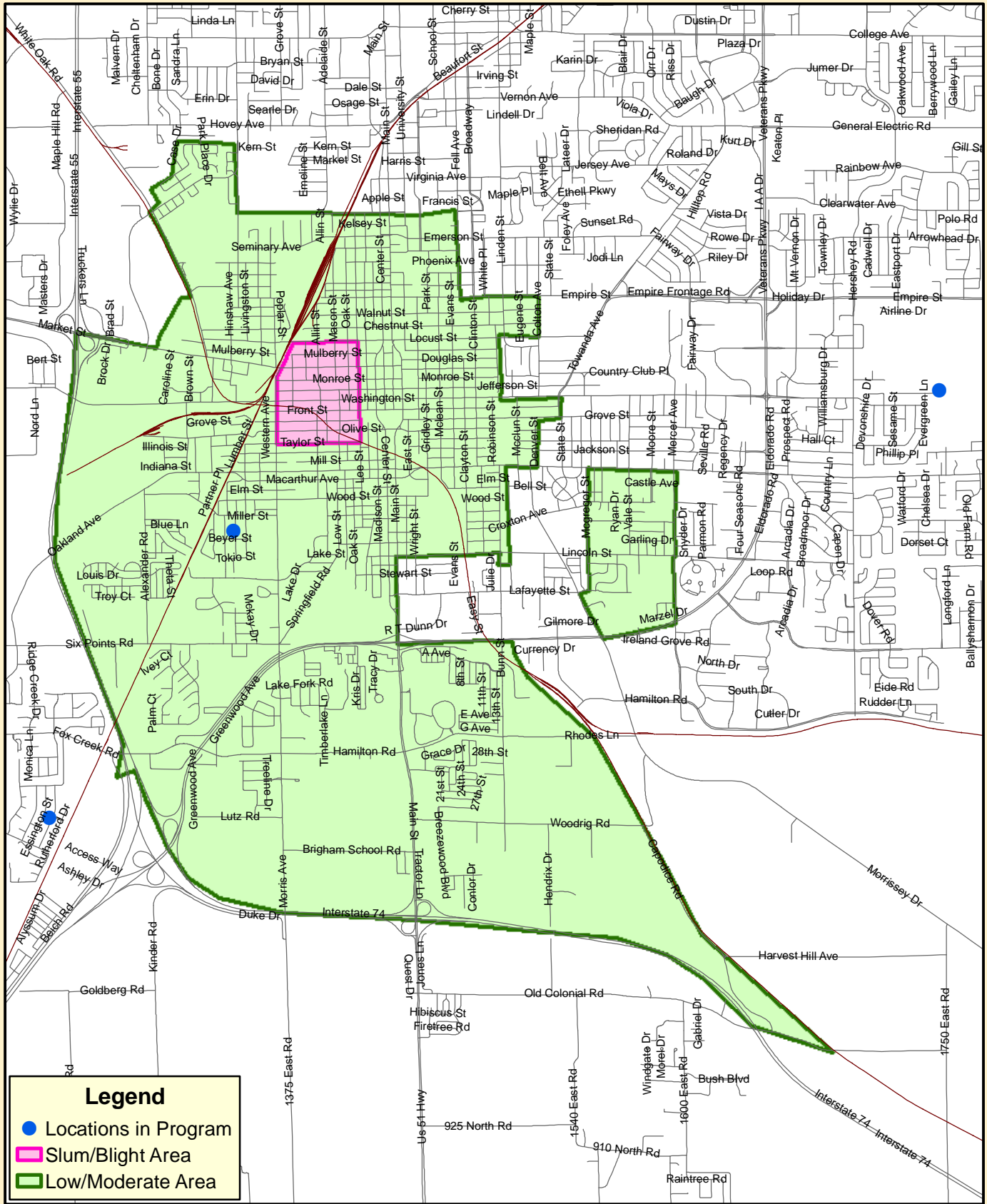
**FY38 2012-13
Housing Rehabilitation Projects
CDBG Funds**



0 0.25 0.5
Miles



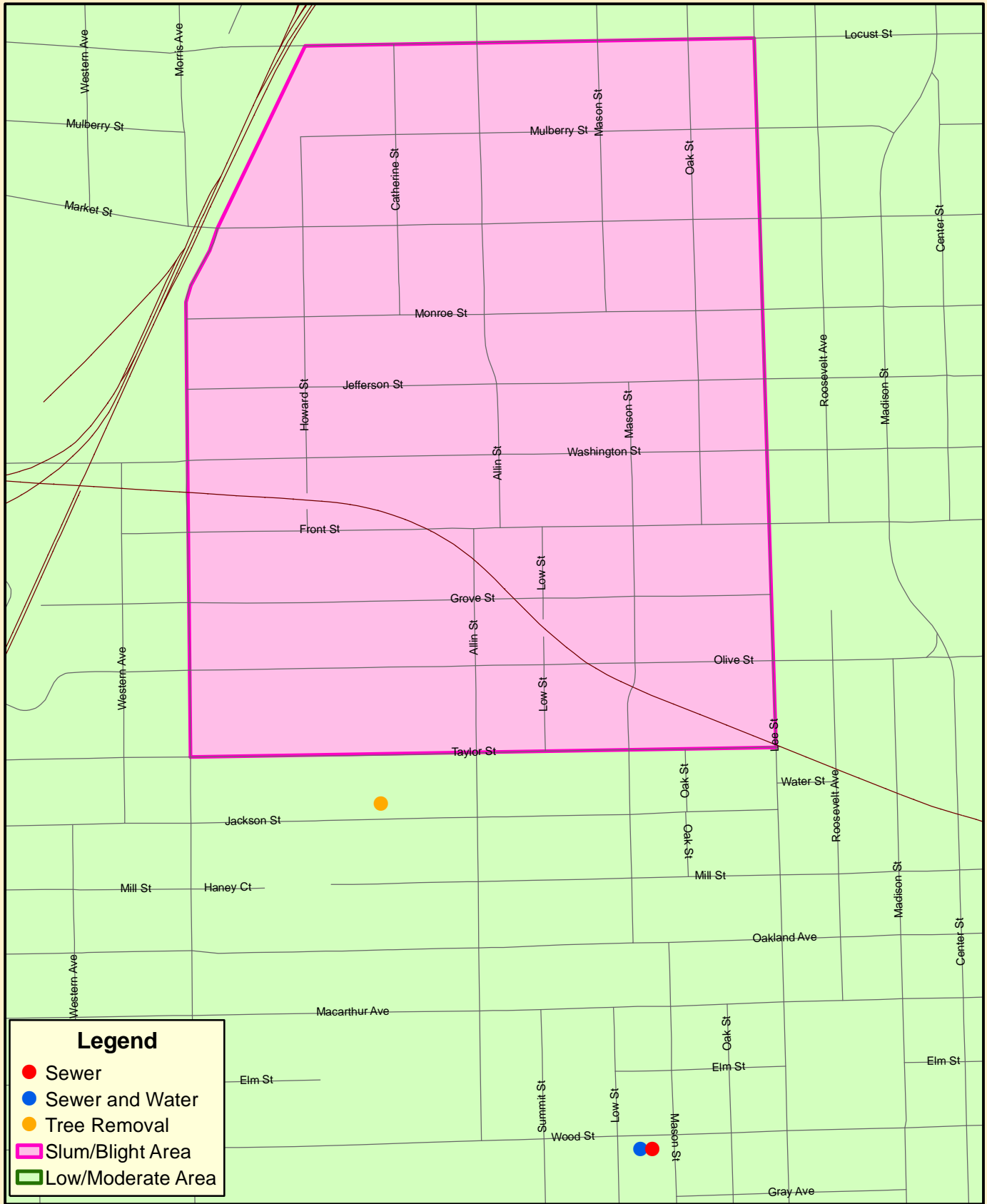
Map Created: July 2013



FY38 2012-13
IHDA - Single Family Owner Occupied
Rehabilitation Program



Map Created: July 2013



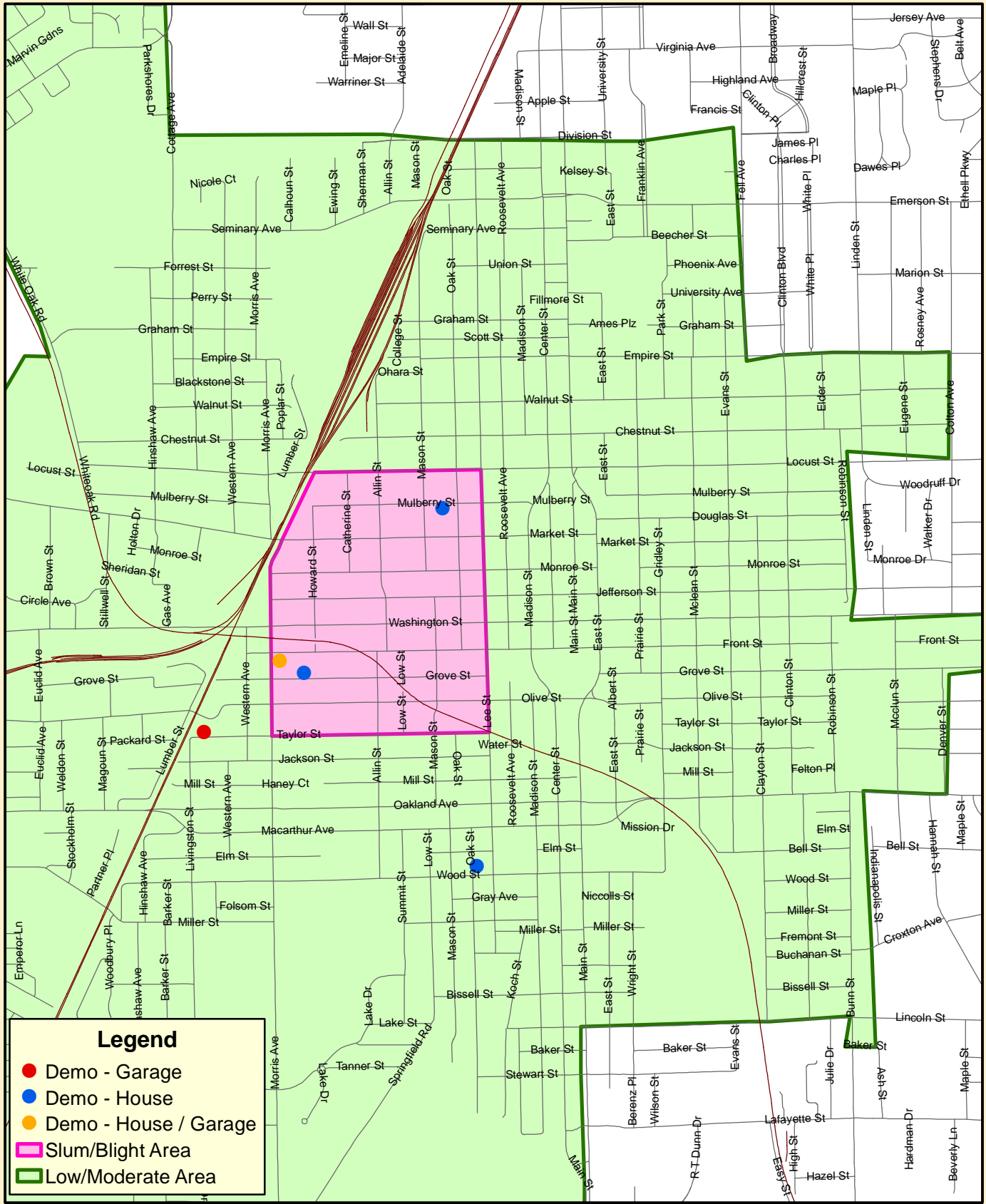
FY38 2012-13
Code Enforcement Activities
City General Funds



0 300 600
 Feet




Map Created: July 2013



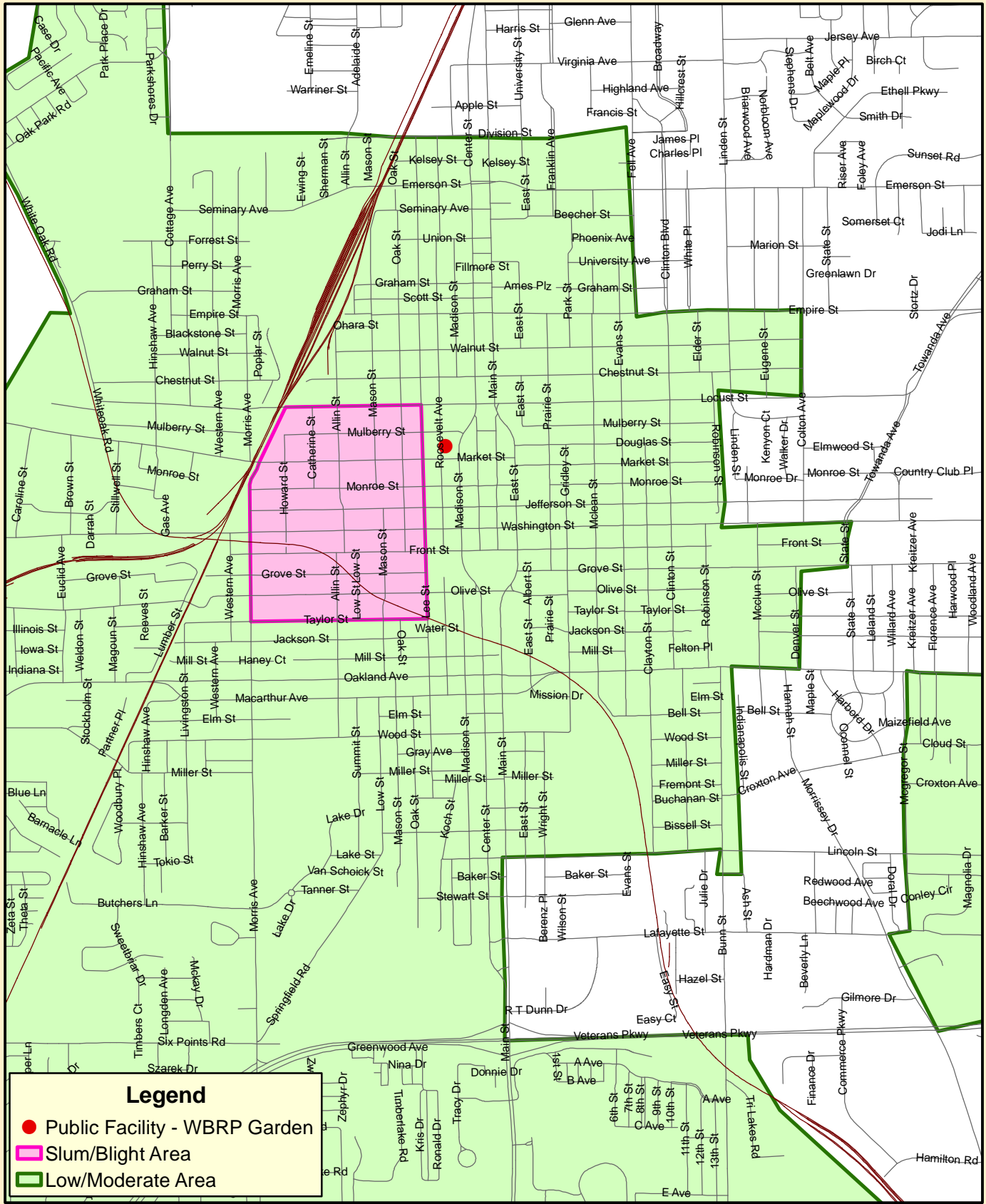
Legend

- Demo - Garage
- Demo - House
- Demo - House / Garage
- ▭ Slum/Blight Area
- ▭ Low/Moderate Area

FY38 2012-13 Demolition Activities CDBG Funds



Map Created: July 2013

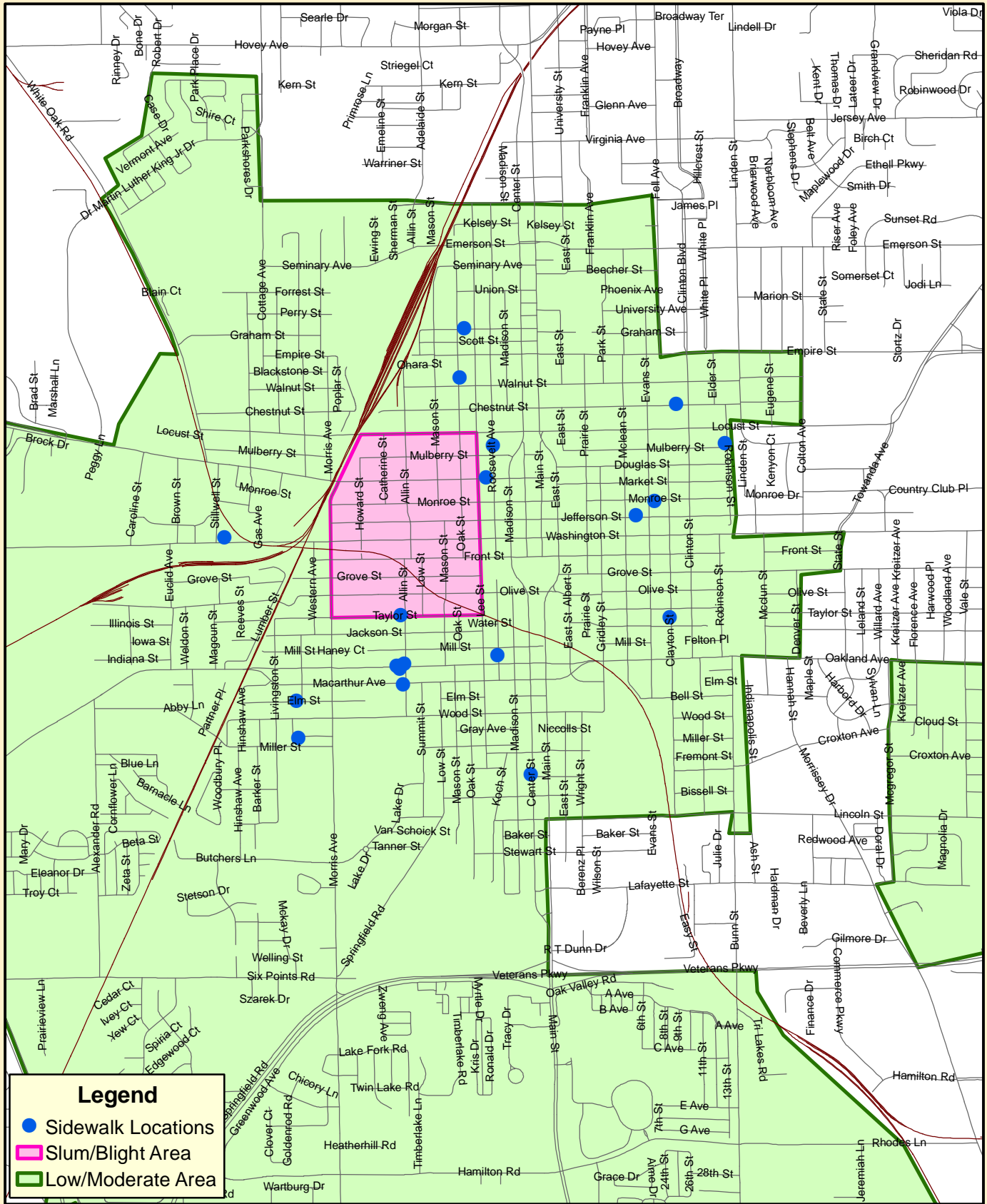


FY38 2012-13 Public Facilities CDBG Funds


0 0.25 0.5 Miles

CITY OF BLOOMINGTON

Map Created: July 2013



FY38 2012-13 Sidewalk CDBG Funds



Map Created: July 2013

Institutional Structure

1. Describe actions taken during the last year to overcome gaps in institutional structures and enhance coordination.

Program Year 3 CAPER Institutional Structure response:

Due to CDBG budget cuts over the past 10 years, the City's CDBG programs have suffered. However, even with reduction in funding the City continues many of the programs by partnering with various local agencies that support housing endeavors or other Community Development activities. As of May 1, 2006, the City managed to continue its previously CDBG funded code enforcement program, by funding the program with City General Funds. With the administration of the Rental Registration and Inspection Program, funded with City General Funds, regular code enforcement activities are enhanced. The City is also providing funds for Landlord training every other year, to provide information to Landlords on pertinent topics, such as: Fair Housing, Nuisance Abatement, Sex Offenders, Energy Efficiencies and Credits, Bed Bugs, Lease, Eviction and Legal Issues, Mold, Lead Based Paint, Tenant resources such as Transitional Housing, Rent & Utility assistance and Renters Insurance. This free training event was held October 13, 2012. 77 people were in attendance. This is the first year that we included information for tenants as well as landlords.

CDBG funds were contributed towards the marketing of the fifth annual Money Smart Week. In exchange, Community Development received ad space for our housing rehabilitation program and solicitation of women / minority owned contractors. These ads were printed in the Money Smart Week listing of classes published in a special pull-out section of the newspaper. Money Smart Week offers a variety of financial educational sessions throughout the week at several different venues / times. Examples of topics offered in April, 2013: *Basic Banking Services (in Spanish), All by Myself: Surviving as a Single Parent; Take Control of Your Money – Money & Budgeting Basics; Home Financing 101-Making Homeownership a Reality; Selecting, Using and Maintaining Your Credit; Eeny-Meeny-MONEY-Moe – Fun with Money Activities for Children*

In 2005, CDBG funds were invested in the Tornquist Family Foundation Woodbury Estates affordable housing subdivision, for the purpose of acquisition and homebuyer assistance. In addition there were additional layered financing incentives for low / moderate income homebuyers, from the Illinois Housing Development Authority (IHDA) – Trust Fund Dept., to make the new housing affordable. The City submitted a grant renewal application to IHDA in April 2008 – to continue the layered financing advantage for low / moderate income buyers. However, in July 2008, the City received notification from IHDA that the application process was placed on hold. This in addition to the 2009 down turn in the economy has halted development. *(This carry over activity from 2005, IDIS #12/609 has remained open until all lots are sold and built upon. No lots were developed or sold in 2012-13. 28 lots of the original 55 have been built and sold to*

date.) The City is optimistic that building activity will resume soon, as the building and real estate market has begun to show signs of improvement in 2012-13.

In addition, we provided funds for Public Facility Improvements for 1) West Bloomington Revitalization Project (WBRP) Community Garden – fencing provided. This garden is located within our designated Slum / Blight area – originally a site of 3 dilapidated buildings which were razed and a community garden was started on the 3 vacant lots. The site serves as a focal point for neighborhood residents; 2) Construction / replacement of City sidewalks located within our Low / Moderate Income areas.

The City also partnered with the Housing Authority of the City of Bloomington to provide Section 3 training for public housing residents. A week-long training on Resident Employment Readiness / Professional Development Training was provided by Motivation Inc.

Community Development has many well-developed, long term partnerships with various private sector organizations including: Mid-Central Community Action (MCCA), PATH, McLean County Habitat for Humanity, YouthBuild of McLean County, and local lenders, etc. In addition, one particular partnership incorporates approximately 16 local social service agencies as part of the McLean County Continuum of Care (*which is a part of the Central Illinois Continuum*), of which Community Development continues to act as the grant administrator.

City staff has met with several local social service providers over the last year to discuss what community needs are continuing to be unmet due to funding cuts experienced over the last few years. One good thing that has come out of the budget crisis is that agencies are working together rather than operating as “silos” – realizing that we need to eliminate duplication of services. We all need to pare down to providing just the programs that have available funds and staff - concentrating on what each agency does best.

Monitoring

1. Describe how and the frequency with which you monitored your activities.
2. Describe the results of your monitoring including any improvements.
3. Self Evaluation
 - a. Describe the effect programs have in solving neighborhood and community problems.
 - b. Describe progress in meeting priority needs and specific objectives and help make community's vision of the future a reality.
 - c. Describe how you provided decent housing and a suitable living environment and expanded economic opportunity principally for low and moderate-income persons.
 - d. Indicate any activities falling behind schedule.
 - e. Describe how activities and strategies made an impact on identified needs.
 - f. Identify indicators that would best describe the results.

- g. Identify barriers that had a negative impact on fulfilling the strategies and overall vision.
- h. Identify whether major goals are on target and discuss reasons for those that are not on target.
- i. Identify any adjustments or improvements to strategies and activities that might meet your needs more effectively.

Program Year 3 CAPER Monitoring response:

The City of Bloomington, Community Development Division was responsible for monitoring the eligibility of activities carried out under this plan, compliance with statutes and regulations required by the program, as well as accomplishments of the goals and objectives included in this plan.

The City of Bloomington's monitoring plan is based on the standards and procedures included in the *CDBG Monitoring Handbook* published by the U. S. Department of Housing and Urban Development.

Monitoring activities included:

- Creating and implementing a tracking system to track progress of all projects
- Preparing periodic reports and an annual report covering all activities
- Periodically monitoring sub-recipients, including reviewing the required annual financial audit, conducting site visits / or desk top monitoring, and consulting on a regular basis
- Securing an annual audit by an outside CPA firm for compliance with generally accepted practices and principles of accounting and compliance with federal statutes and regulations

If and when Community Development has subrecipients, each is monitored on an annual basis. Records of the review are kept in the subrecipient's activity file. During FY 38, we had four subrecipients that received funds for public services. No monitoring issues were found: 1) PATH received match money from CDBG funds for the Continuum of Care program. They provided the homeless outreach worker and the housing and benefits specialist positions for the Continuum of Care Program. In addition, PATH received and administered our Emergency Grant Fund program. 2) Our second public service subrecipient that received CDBG funding was Peace Meal, an organization that provides nutritious meals for seniors located in Bloomington. 3) Labyrinth, providing counseling services and referrals to recently paroled women. No monitoring issues were found. 4) BHA / Motivation Inc. – providing Section 3 training to public housing residents.

Continuum of Care Monitoring Process

The programs for the homeless funded by HUD's Continuum of Care and CDBG funds are monitored by the McLean County Continuum of Care (COC). PATH oversees the process with assistance from a City of Bloomington Community

Development staff member and another representative from a COC funded agency. This monitoring visit takes place annually and involves the following:

Approximately 1 month prior to the monitoring visits, contacts are made with the agencies to set up on-site visits. Preparatory material is sent out, so that each agency knows what should be available for the visit. This includes a list of items that should be available, financial review procedures, scoring guidelines, scoring sheets, and client and agency surveys. Materials on the list to be reviewed are:

- Client files from the past year
- HMIS data entries
- Agency and client surveys
- Policies and Procedures
- Memorandums of Understanding between all COC funded agencies and matching funds providers
- Confidentiality materials
- Staff resumes and trainings
- Annual Progress Reports
- Financial information that shows all program income and expenses
- Staff time and activity logs
- Annual Professional Audit

At the review, all materials should be readily available. Funded staff members and supervisors should be available for any questions that may arise. Bloomington Community Development staff, PATH, and the alternating COC agency then review all documents. An established scoring system based on HUD guidelines is used to rate all the materials. If any materials are missing, a time limit to submit them is given. If any concerns arise, an appropriate deadline is given to insure the concern can be addressed.

Upon completion of all monitoring visits, PATH sends out letters to each agency informing them of which areas they did well on and which areas they need to make improvements. If there were any problems, a follow-up visit may be set as well.

The McLean County Continuum of Care, represented by PATH and Community Development monitored all COC funding recipients beginning in March, 2013. Those monitored include: *Safe Harbor, Chestnut Health Systems, McLean County GED, Mayors Manor, Recycling for Families, Children's Foundation / Crisis Nursery, Collaborative Solutions and PATH.*

We are on track to meet our identified priorities and goals. To ensure success, the City will continue to take referrals for housing rehabilitation grants from outside agencies such as Mid-Central Community Action, East Central Illinois Agency on Aging and Community Care Center and the West Bloomington Revitalization Project (WBRP) organization in an effort to meet our goals.

The City will continue its efforts in Affordable Housing, by working with agencies to provide new construction homes for Low / Moderate income households. The City plans to eliminate blighted, vacant structures through code enforcement demolition, then donate the buildable lots to a non- profit agency such as Habitat, Youthbuild or West Bloomington Revitalization Project.

Self Evaluation:

Throughout fiscal year 38 (May, 2012- April, 2013), the City of Bloomington, Code Enforcement Division continued to work towards meeting the priority needs identified in the City's 2010-2015 Consolidated Plan's "Community Development Needs Table."

Community Development has made every effort to achieve success in making an impact on our identified needs and goals. The activity of owner-occupied rehabilitation continued to be an area of major concentration for Community Development staff – as affordable housing is an identified need within the community. City General Fund continued to make an impact on our housing stock by providing money for emergency rehabilitation and code enforcement activities in our low/mod and/or slum/blight areas. The rental registration and inspection program, administered through the City's Code Enforcement Division, also aided our efforts in maintenance of our rental housing stock and code enforcement. During 2012-13, there were no major changes in our program objectives.

Assessment of efforts to carry out our FY 38 Action Plan:

(1) Pursuit of Resources: Community Development was successful in their pursuit of additional resources to meet community needs. These actions are described in the Executive Summary on page one of this document as well as on page 14 under "Leveraging Resources". All grants applied for have been approved.

(2) Provided requested certifications of consistency for: (a) letter of support of Mid Central Community Action's application for the Emergency Solutions Grant; (b) certification of consistency for Housing Authority of the City of Bloomington Ross Service Coordinator program; (c) 8 Certificate of Consistency forms with City Manager's signature to HUD for all SHP projects for 2012-13; (d) provided a letter of support and certificate of consistency for Habitat for Humanity of McLean County grant application for the IHDA HOME ADDI Homebuyer Assistance program; (e) letter of support for The Salvation Army's Safe Harbor homeless shelter for grant funding; (f) certificate of consistency for Phoenix Towers low income housing tax credits; (g) Brinshore Development for IHDA's low income tax credits and HOME funds.

(3) Did not Hinder Consolidated Plan Implementation: Community Development's continued support of joint programs with Mid-Central Community Action, the Town of Normal, Habitat for Humanity, the Bloomington Housing Authority; and participation in and grant administrator for the thirteen (13) county Central Illinois

Continuum of Care Consortium; expanding efforts to communicate with the citizens; staff serving as a Member of the West Bloomington Task Force and West Bloomington Revitalization Project; and Busey Bank's Community Reinvestment Committee, all serve as witness to the City's proactive stance to ensure addressing and taking steps to meet community needs as identified in the 2010-2015 Consolidated Plan.

Adherence to National Objectives:

All CDBG and IHDA SFOOR funds were exclusively used for HUD's national objectives. The City of Bloomington, expended 79.22% of CDBG funds for the provision of activities benefiting low and/or moderate income households, exceeding HUD's requirement that a minimum of 70% of CDBG funds be utilized to benefit those that are low / moderate income. In addition, Continuum of Care funds were expended on providing supportive services to the homeless.

Acquisition, Rehabilitation or Demolition of Occupied Real Property:

There was no acquisition of real property that was currently occupied.

Economic Development Activities Undertaken:

\$10,000 in CDBG funds were expended for economic development activities in FY 38; providing a week long Section 3 Employment Readiness Training / Professional Development Training to public housing residents.

In addition, the Bloomington-Normal Area Economic Development Council (EDC) has made many accomplishments towards the implementation of their strategic plan. Below is a review of the EDC's accomplishments by Priority in FY38, 2012-2013:

Priority 1: Targeted New Business Recruitment:

- Began implementing new attraction-focused plan for the organization, focusing on five key industries:
 - o Agribusiness
 - o Logistics and Warehousing
 - o IT / Clean Tech
 - o Finance, Insurance and Real Estate (FIRE)
 - o Education and Training
- Launched a major initiative to create three new locally-based economic development incentive programs to assist our economic development efforts.
- Responded to 16 external requests for sites in McLean County from 5/1/12 thru 4/30/13.

Priority 2: Existing Business Assistance, Support and Expansion:

- 8 projects completed between 5/1/2012 and 4/30/2013
 - o 134 new jobs created/in process of being created
 - o 52 jobs retained
 - o \$60,661,825 in new capital investment

Priority 3: Community Enhancement and Advocacy:

- Completed successful trip to Washington D.C. as part of the EDC's "One Voice" program in March.
 - o 30+ members of the community joined the EDC in advocating for specific agricultural outcomes
 - o Lobbied congressional delegation against the proposed shutdown of the FAA tower at Central Illinois Regional Airport

Priority 4: Economic Information and Communication:

- Launched the EDC's new attraction-focused website in April of 2013
- Published the "2013 Demographic Profile" in May of 2013
- Continued to offer the popular "BN by the Numbers" quarterly events to present economic information and statistics to the business community and residents of McLean County throughout 2012-2013
- Published the organization's 2012 Annual Report in December of 2012
- Bi-monthly digital newsletters
- Bi-monthly public "CEO Coffee" events, where economic development strategies are discussed with interested members of the public

Program Oversight and Investor Relations:

- Continued working within the confines of the 2012-2016 "Forging Ahead" strategic plan
- Monthly written progress reports to the governments of Bloomington, Normal and McLean County
- The EDC gives a 90-minute presentation every six months to all government officials in the county (event is open to public also)
- Frequent one-on-one meetings with EDC investors

Foreclosure/Housing Market Update

The Bloomington-Normal Area Economic Development Council reports that Lis Pendens foreclosure filings continued to drop into the first quarter of 2013. Q1 foreclosures totaled 125, versus 131 in the same quarter of 2012. The trend of decreasing foreclosures has now been continuing apace since the last quarter of 2011. Foreclosure levels still remain elevated when compared to the pre-recession era, but are moving steadily downwards. This trend ties-in with growth in the single-family residential markets. The sales of both existing homes and new homes increased by a combined 110 units in Q1 2013 vs. Q1 2012 – a 27.7% gain.

Source: McLean County Recorder's Office, Bloomington-Normal Association of Realtors

Lead-based Paint

1. Describe actions taken during the last year to evaluate and reduce lead-based paint hazards.

Program Year 3 CAPER Lead-based Paint response:

The City has on staff a licensed Lead Risk Assessor, Lead Inspector and Lead Supervisor (one in the same person – Carey Snedden). In addition, the City of Bloomington requires their eligible participating contractors to be certified in the EPA’s Lead Renovation, Repair and Painting Rule (RRP) curriculum. This training is provided by the City of Bloomington every three years and paid for by CDBG funds. The last training was provided in March of 2012; 26 attended the “refresher” training.

The City of Bloomington retains the service of a third party to handle the Risk Assessment and Inspection. The City’s in house licensed Lead Risk Assessor/Inspector/Supervisor assists the said third party in the Lead Supervisor duties. The third party and city staff will complete all necessary inspections, reporting and clearance testing. All inspections, reporting and clearance will follow HUD’s required lead based paint procedures as per 24 CFR Part 35.

In addition, the City of Bloomington, through its Code Enforcement Division, maintains a Rental Registration and Inspection program for all units that turn over tenancy. Landlords are asked to bring structures to code for the tenants. Landlords are required to follow state and local construction protocols for all repairs. If repairs are not made, code violations are cited.

HOUSING

Housing Needs

*Please also refer to the Housing Needs Table in the Needs.xls workbook.

1. Describe Actions taken during the last year to foster and maintain affordable housing.

Program Year 3 CAPER Housing Needs response:

**Administered the clearance program for deteriorated, vacant and/or abandoned properties - Provided funds for demolition of 3 houses and 2 garages for the purpose of new construction affordable housing by YouthBuild and Habitat.

** Assisted homeowners in rehabilitation activities to help maintain the viability of their neighborhoods. Provided \$314,475.26 in CDBG funds for the purpose of housing rehabilitation / rehabilitation service delivery to low / moderate income households – 30 households were assisted. \$46,436.77 was provided from the IHDA Single Family Owner Occupied Rehabilitation (SFOOR) program for 2 additional housing rehabilitation

projects. In addition, \$21,950.00 of City General Fund was expended for code enforcement related issues, i.e. dead tree removal, water service replacement, debris removal. A total of 3 households were assisted.

**Continue analysis of neighborhoods and existing conditions and continue citizen interaction to identify on-going needs as in the West Bloomington Revitalization Project area. City staff participated by being a member of the West Bloomington Revitalization Housing Committee.

**Provide services to place people who are homeless to facilitate emergency housing and transition to permanent housing through outreach and accessing housing and benefits.

**Increase the focus on prevention of homeless by making funds available that would alleviate the need for emergency shelter for families or individuals with income <80% of MFI through funds set aside for this purpose. These funds could also be used to alleviate foreclosure. Provided \$20,000 for the Emergency Grant program – funds for emergency rent or housing repairs, utility or moving assistance, homeless documentation needs, etc. 35 households / individuals assisted.

**Homebuyer classes were included as part of Money Smart Week, April, 2012. CDBG funds were provided for marketing the event.

** Through Mid-Central Community Action's (MCCA) HUD Certified Housing Counseling program, 149 individuals successfully completed the homebuyer education curriculum. One of the first-time homebuyers was selected to be highlighted on the national NeighborWorks website.

**Mayors Manor – MCCA served a total of 28 residents at Mayors Manor Permanent Supportive Housing. These previously homeless or chronically homeless residents also received short-term, medium-term or long-term case management services, budget counseling and self-sufficiency assessments. One of our residents improved his level of self-sufficiency enough that he was recently able to move into a fair-market apartment unit in Bloomington.

**Homeownership Preservation - Through assistance from MCCA HUD certified Housing Counselors:

19 households received foreclosure prevention budget counseling

11 households brought their mortgage current

5 modified their mortgage

5 were counseled and referred to legal services

1 was counseled and referred to Family Stabilization & Case Management for Crisis Assistance

**Single Family Rehabilitation – MCCA Weatherization Program: During the report period 66 homes were weatherized with another 34 home repairs in progress. All homeowners were educated on how to sustain the green practices.

In October, 2012 MCCA hosted the 1st Annual Home Repair and Energy Fair with community partners. The fair included hands-on demonstrations and resources for adult and youth attendees.

**LIHEAP- Energy Conservation Assistance Program - MCCA took 3,993 LIHEAP applications with 3,594 approved and benefits obligated.

**According to the Economic Development Council of the Bloomington – Normal area, Lis Pendens foreclosure filings continued to drop into the first quarter of 2013. Q1 foreclosures totaled 125, versus 131 in the same quarter of 2012. The trend of decreasing foreclosures has now been continuing apace since the last quarter of 2011. Foreclosure levels still remain elevated when compared to the pre-recession era, but are moving steadily downwards. This trend ties-in with growth in the single-family residential markets. The sales of both existing homes and new homes increased by a combined 110 units in Q1 2013 vs. Q1 2012 – a 27.7% gain.

Housing costs in our community continued to be the most prevalent burden on the very-low, other low income and even moderate-income households. Overall, 2012 sales were up 20% compared to the same period in 2011. The average price for an existing home was \$161,290; the average price for a new home was \$289,026. Housing is still a good long term investment, especially with the current low interest rates; and homeownership adds stability to a community. The chart below shows house sales in recent years.

| Year | House sales |
|------|-------------|
| 2012 | 2,459 |
| 2011 | 2,048 |
| 2010 | 2,052 |
| 2009 | 2,147 |
| 2008 | 2,253 |
| 2007 | 2,585 |
| 2006 | 2,918 |
| 2005 | 2,933 |
| 2004 | 2,827 |
| 2003 | 2,868 |
| 2002 | 2,810 |
| 2001 | 2,856 |
| 2000 | 2,354 |
| 1999 | 2,749 |
| 1998 | 2,769 |

2012 Data Source: Bloomington/Normal Association of Realtors

City of Bloomington, Community Development Division plans to continue to invest its CDBG dollars in facilitating the construction of new affordable units and improving existing housing, primarily through code enforcement, demolition and rehabilitation of substandard units. The short and long term goal for these activities is to afford the opportunity and sustainability of homeownership for lower income people-the primary means of building wealth and achieving neighborhood stability in this country. Although financed through other non-CDBG funds, the City will continue to remove housing code violations thus achieving the short and long term objective of increasing the safety of Bloomington's resident population. The City will also maintain a certified lead inspector on staff.

Specific Housing Objectives

1. Evaluate progress in meeting specific objective of providing affordable housing, including the number of extremely low-income, low-income, and moderate-income renter and owner households comparing actual accomplishments with proposed goals during the reporting period.
2. Evaluate progress in providing affordable housing that meets the Section 215 definition of affordable housing for rental and owner households comparing actual accomplishments with proposed goals during the reporting period.
3. Describe efforts to address "worst-case" housing needs and housing needs of persons with disabilities.

Program Year 3 CAPER Specific Housing Objectives response:

Renter: No CDBG funded rehabilitation loans were provided to an investor-owner of rental property during FY 38. This is due to the limited amount of CDBG funding received annually from HUD. However CDBG funds are made available to low / moderate income households through our Emergency Grant program - to assist with emergency rent or housing repairs, utility or moving assistance in order to prevent homelessness.

Owner: Assisted homeowners in rehabilitation activities to help maintain the viability of their neighborhoods. Provided \$314,475.26 in CDBG funds for the purpose of housing rehabilitation / rehabilitation service delivery to low / moderate income households – 30 households were assisted. \$46,436.77 was provided from the IHDA Single Family Owner Occupied Rehabilitation (SFOOR) program for 2 additional housing rehabilitation projects. In addition, \$21,950.00 of City General Fund was expended for code enforcement related issues, i.e. dead tree removal, water service replacement, debris removal. A total of 3 households were assisted.

Please refer to the IDIS reports at the end of the narrative section for further details on CDBG activity demographics.

Section 215: No Section 215 activities were proposed or completed.

Persons with Disabilities: Steps were taken to work with providers to obtain referrals for this population. However, the City does not receive many referrals. This could be due to the quality of services provided by local social service providers, such as MarcFirst, Homes for Hope, Life Center for Independent Living (LIFECIL) and the Center for Human Services or because of internal family support. However, that may all change with the looming additional funding cuts to agencies due to the State's budget crisis.

Please note: Community Development supports the provision of accessibility in housing through a program in conjunction with AMBUCS, a not-for-profit business group, who constructs wheelchair ramps for disabled persons. This activity is identified below:

AMBUCS – Funds are provided through our CDBG housing rehabilitation program for the purchase of construction materials needed to build wheelchair ramps for disabled persons. AMBUCS provides the labor (at no cost) to construct the ramps. During 2012-13, \$2,532.32 in CDBG housing rehabilitation funds were expended for this activity, providing 2 ramps for accessibility in and out of a home.

City CDBG staff also worked directly with local senior service providers such as PATH, and Community Care Services, Inc. to provide housing rehabilitation and referral services for senior citizens.

Public Housing Strategy

1. Describe actions taken during the last year to improve public housing and resident initiatives.

Program Year 3 CAPER Public Housing Strategy response:

In 2012 – Bloomington Housing Authority received more \$751,081 in federal grants for public housing improvements to pay for renovations at Sunnyside, John Kane Homes, Wood Hill Towers, and Administration.

Sunnyside received funding to replace building roofs at 3 buildings.

John Kane homes received funding to complete 4 apartments. This completes a several year project to renovate the interior of all 30 one and two bedroom apartments originally built in 1963. Some are ADA accessible but almost all are handicap accessible for entrance into the units.

The two high rise buildings at Wood Hill received tuck pointing and sealing. In addition, 4008 bricks were replaced to maintain the structural integrity of the buildings.

** The Housing Authority participates in the following HUD funded programs: Operating Subsidies, Section 8 Housing Choice Voucher Program, Family Self Sufficiency Grant, Capital Fund Grant Program, Congregate Housing Services Program, Continuum of Care grant and the ROSS Service Coordinator grant.

** The Housing Authority of the City of Bloomington offered the availability of one, two, three and four bedroom wheelchair accessible apartments for individuals with physical disabilities and some hearing impaired apartments.

** The City of Bloomington supports the Bloomington Housing Authority's Section 8 Homeownership Program. In 2012, the City of Bloomington Housing Authority's Housing Choice Voucher Homeownership Program assisted 1 household. The waiting list for the Housing Choice Voucher Program has 493 applications.

**The Housing Authority also partnered with the City of Bloomington Community Development Division to host Section 3 training for the public housing and Housing Choice Voucher participants. Public Housing individuals participated in this week long training on Real Estate Property Management Leasing Consultant Employment Skills Training. Two participants from the program obtained employment soon after completion of this training. \$10,000 in CDBG funds were provided for this event, held in August, 2012.

**The Housing Authority was designated as a High Performer by HUD under the Public Housing Assessment System for the Public Housing Program and the Section Eight Management Assessment System for the Section 8 Housing Choice Voucher

Barriers to Affordable Housing

1. Describe actions taken during the last year to eliminate barriers to affordable housing.

Program Year 3 CAPER Barriers to Affordable Housing response:

* The City provided \$99,605.09 in CDBG funds to demolish deteriorated accessory structures and/or houses/buildings – to eliminate slum and blight of deteriorated structures. A total of 3 houses and 2 were demolished during FY 38. Habitat to build on 2 of the single family vacant lots; and YouthBuild to build on 1 of the lots.

*Chestnut Health System's Credit Counseling Services in Bloomington provided 12-hour classes to local community groups, churches, etc. and to people who acquire homes through Habitat for Humanity during the year.

*Life Center for Independent Living, a not-for-profit organization which helps persons with disabilities in McLean, Livingston, DeWitt and Ford Counties to live independently, continues to operate in our community.

*Community Development continues to partner with our local AMBUCS chapter. AMBUCS provides the labor for accessible ramp construction and Community Development provides funds for the purchase of construction materials. In 2012-13, 2 ramps were provided for accessibility in and out of the participant's home.

*The Housing Authority of the City of Bloomington offered the availability of one, two, three and four bedroom wheelchair accessible apartments for individuals with physical disabilities and some hearing impaired apartments.

** Through Mid-Central Community Action's (MCCA) HUD Certified Housing Counseling program, 149 individuals successfully completed the homebuyer education curriculum. One of the first-time homebuyers was selected to be highlighted on the national NeighborWorks website.

**Mayors Manor – MCCA served a total of 28 residents at Mayors Manor Permanent Supportive Housing. These previously homeless or chronically homeless residents also received short-term, medium-term or long-term case management services, budget counseling and self-sufficiency assessments. One of our residents improved his level of self-sufficiency enough that he was recently able to move into a fair-market apartment unit in Bloomington.

**Homeownership Preservation - Through assistance from MCCA HUD certified Housing Counselors:

19 households received foreclosure prevention budget counseling
11 households brought their mortgage current
5 modified their mortgage
5 were counseled and referred to legal services
1 was counseled and referred to Family Stabilization & Case Management for Crisis Assistance

**Single Family Rehabilitation – MCCA Weatherization Program: During the report period 66 homes were weatherized with another 34 home repairs in progress. All homeowners were educated on how to sustain the green practices.

In October, 2012 MCCA hosted the 1st Annual Home Repair and Energy Fair with community partners. The fair included hands-on demonstrations and resources for adult and youth attendees.

**LIHEAP- Energy Conservation Assistance Program - MCCA took 3,993 LIHEAP applications with 3,594 approved and benefits obligated.

HOME/ American Dream Down Payment Initiative (ADDI)

1. Assessment of Relationship of HOME Funds to Goals and Objectives
 - a. Evaluate progress made toward meeting goals for providing affordable housing using HOME funds, including the number and types of households served.
2. HOME Match Report
 - a. Use HOME Match Report HUD-40107-A to report on match contributions for the period covered by the Consolidated Plan program year.

3. HOME MBE and WBE Report
 - a. Use Part III of HUD Form 40107 to report contracts and subcontracts with Minority Business Enterprises (MBEs) and Women's Business Enterprises (WBEs).
4. Assessments
 - a. Detail results of on-site inspections of rental housing.
 - b. Describe the HOME jurisdiction's affirmative marketing actions.
 - c. Describe outreach to minority and women owned businesses.

Program Year 3 CAPER HOME/ADDI response:

The City of Bloomington does not receive HOME / ADDI funds.

HOMELESS

Homeless Needs

*Please also refer to the Homeless Needs Table in the Needs.xls workbook.

1. Identify actions taken to address needs of homeless persons.
2. Identify actions to help homeless persons make the transition to permanent housing and independent living.
3. Identify new Federal resources obtained from Homeless SuperNOFA.

Program Year 3 CAPER Homeless Needs response:

*The Bloomington-Normal area letter carriers collected nonperishable food May, 2012. The food was distributed to food pantries in McLean County.

*For the 2012-13 season, The Salvation Army's Red Kettle Campaign surpassed their goal by \$21,000, by raising \$451,000. The monies collected are used to fund the agency's services, Safe Harbor homeless shelter, food pantry and rent / utility assistance program.

*October, 2012 – December, 2012 - Salvation Army conducts it Coats for Kids and Families

*United Way 2012-13 meets its goal of raising \$4.35 million to support more than 10,000 thru local agency programs.

*5K Run for Runaways – April, 2013 – ISU Red Tassel Mortar Board National Honor Society event to raise awareness and funds for Project Oz, an organization that servew youth and families in McLean County – including a program for teenage runaways / homeless youth.

1. Actions Taken to Address Priority Homeless Needs

a. Emergency Shelter: The Salvation Army Shelter provides services available for those who are homeless. Caseworkers are available, as well as emergency residential units for women, transitional rooms for men, lunch service 3 days/week, a food pantry, and rent and utility assistance. Clients are screened by outreach workers and case managers to make sure they receive the appropriate services.

The Point-in-time Survey was completed in January 2013. Emergency shelters, transitional housing programs, and permanent housing programs were all asked to complete surveys regarding the clients they served on one particular night. The Salvation Army and other homeless service agencies were asked to provide data on those clients living on the streets. All the COC funded agencies would have participated in this one night street count. This information is used for local reporting purposes, as well as for federal HUD grant purposes.

2. Transitional Housing:

A listing of all locally available transitional housing opportunities is included in the table below (through April, 2013):

**TOTAL NUMBER OF TRANSITIONAL DWELLING UNITS BY SIZE
TRANSITIONAL HOUSING UNITS
BLOOMINGTON/NORMAL
MCLEAN COUNTY**

| LOCATION | # OF UNITS | SPONSOR |
|-----------------------------------|---|---------|
| 405 S. Allin, Blm. | 2 -3 bedroom d.u. (duplex) | CA |
| 1105 S. East, Blm. | 1 -5 bedroom s.f d.u. | CA |
| 901/901 1/2 S. Allin, Blm. | 2 -3 bedroom d.u. (duplex) | CA |
| 808 S. Cottage, Normal | 2 -3 bedroom d.u. (duplex) | CA |
| 1010 S. Adelaide, Normal | 1 -2 bedroom d.u. (duplex) 1-4 bedroom d.u. (duplex) | CA |
| 205 N. Mason, Blm. -GENESIS HOUSE | 1-4 bedroom s.f.d.u (4 individuals max.) (note: received HUD approval to change from 3 families to 1 family and from 6 occupants to 4 occupants as of 8/18/2010) | SA |
| 601 W. Jefferson | 1-1 bedroom (Duplex) 1-2 bedroom | SA |
| W. Seminary | 1 - 1 bedroom | BHA |
| West Olive, Blm. | 2 -3 bedroom d.u. | BHA |
| West Illinois, Blm. | 1 -3 bedroom d.u. | BHA |
| E. Wood, Blm. | 9 efficiency 1 - 4 bedroom | BHA |

CA = Community Action
d.u. = dwelling unit
sf = single family

SA = Salvation Army Safe Harbor
BHA = Bloomington Housing Authority

In most instances, case management services are offered to clients residing in transitional housing. Almost all transitional housing above is for families; however, Bloomington Housing Authority and Salvation Army can take single individuals as well.

3. Continuum of Care Funding Received:

McLean County Continuum of Care Service Providers met monthly (*except over the summer months*). Community Development (part of the City’s Code Enforcement Division) continued to act as the grant administrator for the McLean County Continuum of Care.

| Homeless Programs | Amount Awarded | Activity | Expended in FY 38 |
|---|--|---|---|
| COC Grant | 1. Mayors Manor - Supportive Services | Grant application submitted Fall, 2012 | 1. \$31,353 |
| | 2. Genesis House – Supportive Housing - Salvation Army | Grant Agreements completed 7-2013 | 2. \$5,217 |
| | 3. Mclean Co. SSO Core Services - PATH | | 3. \$139,046 |
| | 4. Families and Individuals with Disabilities Supportive Services - PATH | | 4. \$130,914 |
| | 5. Tri-County GED Coach | | 5. \$19,367 |
| | 6. HMIS I - PATH | | 6. \$23,082 |
| | 7. Mayors Manor - Shelter Plus Care | | 7. \$23,700 |
| General Administration | Administration of Continuum of Care & SHP grant preparation | 2. Provision of partial payment to grant writer for SHP grant application | \$870.00 |
| IDIS #'s 3/960 & 4/961: Public Services - Homeless Outreach worker & Housing and Benefits Specialist, | (1) Homeless Issues/services administered through subrecipient “PATH” | Provision of matching funds for COC SHP grant | \$14,000, number served = 464; \$9,680, number served = 210 |

The United Way provided additional funds for those at risk of becoming homeless, beginning July 1, 2010, under the Emergency Care Fund. Below is a table indicating the expenditures for the period 7/1/12 through 6/30/13. PATH administers the program for the United Way. These program funds are replenished quarterly.

| Need Type | Funds Provided | # Families Assisted |
|------------------|-----------------------|----------------------------|
| Rent/Mortgage | \$56,847 | 145 |
| Home Repairs | \$709 | 4 |
| Utility | \$11,030 | 54 |
| Totals | \$68,586 | 203 |

Specific Homeless Prevention Elements

1. Identify actions taken to prevent homelessness.

Program Year 3 CAPER Specific Housing Prevention Elements response:

Community Development provided \$9,680 in CDBG funds to PATH to use as the required Continuum of Care grant match for the position of the Housing & Benefits Specialist; and \$14,000 for the position of Homeless Outreach Worker.

Direct Service To The Homeless & Near Homeless

1. Reaching out to the homeless through contact with, but not limited to, hospitals, police, agencies, churches, truck stops, etc. to be recognized as an access point for the homeless.
2. Utilize crisis assessment and intervention skills, as well as knowledge of community resources, to evaluate individual(s) who are homeless and make appropriate placement at local shelters, and other referrals as appropriate.
3. Provide direct services to those families placed on an emergency basis at local hotels until such time as they are able to be placed at an emergency shelter or are placed in other permanent housing.
4. Locates available housing in other areas of the state
5. Ongoing visits to the shelters and streets to track the progress of COC clients for the purpose of follow-up statistical information.
6. Provide transportation for clients as appropriate.
7. Provides services through the homeless day center and other homeless services sites.

Service Coordination With Local Providers

1. Work closely with all providers to ensure that homeless persons and families are placed in permanent housing within 18 months of first contact.
2. Authorize services to homeless clients of agencies, shelters, and those not in shelter.

3. Submit billing for the COC grants and track payments to providers.
4. Attends at least one full CICOC meeting yearly.
5. Serve as a source of information on community resources to local shelter case management staff and COC funded individuals.
5. Serve as the chairperson of the Central Illinois and McLean County Continuum of Care Providers

Note: the homeless outreach worker had 464 contacts during this fiscal year

Housing and Benefits Specialist

1. Advocate for clients to assist them in locating permanent housing, serving at least 50 clients per year
2. Provides services through the homeless day center.
3. Assist clients in obtaining main stream resources such as SSI, food stamps, etc.
4. Provide follow-up for families and individuals for six months following transition to permanent housing serving at least 35 individuals and/or families
5. Attends local homeless provider meetings monthly
6. Tracks clients by inputting intakes into ROSIE and follow-up on income changes
7. Submit monthly reports to PATH on numbers of clients seen

Note: the housing and benefits specialist had 210 contacts in this fiscal year

Emergency Shelter Grants (ESG)

1. Identify actions to address emergency shelter and transitional housing needs of homeless individuals and families (including significant subpopulations such as those living on the streets).
2. Assessment of Relationship of ESG Funds to Goals and Objectives
 - a. Evaluate progress made in using ESG funds to address homeless and homeless prevention needs, goals, and specific objectives established in the Consolidated Plan.
 - b. Detail how ESG projects are related to implementation of comprehensive homeless planning strategy, including the number and types of individuals and persons in households served with ESG funds.
3. Matching Resources
 - a. Provide specific sources and amounts of new funding used to meet match as required by 42 USC 11375(a)(1), including cash resources, grants, and staff salaries, as well as in-kind contributions such as the value of a building or lease, donated materials, or volunteer time.
4. State Method of Distribution
 - a. States must describe their method of distribution and how it rated and selected its local government agencies and private nonprofit organizations acting as subrecipients.

5. Activity and Beneficiary Data
 - a. Completion of attached Emergency Shelter Grant Program Performance Chart or other reports showing ESGP expenditures by type of activity. Also describe any problems in collecting, reporting, and evaluating the reliability of this information.
 - b. Homeless Discharge Coordination
 - i. As part of the government developing and implementing a homeless discharge coordination policy, ESG homeless prevention funds may be used to assist very-low income individuals and families at risk of becoming homeless after being released from publicly funded institutions such as health care facilities, foster care or other youth facilities, or corrections institutions or programs.
 - c. Explain how your government is instituting a homeless discharge coordination policy, and how ESG homeless prevention funds are being used in this effort.

Program Year 3 CAPER ESG response:

The City of Bloomington does not receive ESG funds.

COMMUNITY DEVELOPMENT

Community Development

*Please also refer to the Community Development Table in the Needs.xls workbook.

1. Assessment of Relationship of CDBG Funds to Goals and Objectives
 - a. Assess use of CDBG funds in relation to the priorities, needs, goals, and specific objectives in the Consolidated Plan, particularly the highest priority activities.
 - b. Evaluate progress made toward meeting goals for providing affordable housing using CDBG funds, including the number and types of households served.
 - c. Indicate the extent to which CDBG funds were used for activities that benefited extremely low-income, low-income, and moderate-income persons.
2. Changes in Program Objectives
 - a. Identify the nature of and the reasons for any changes in program objectives and how the jurisdiction would change its program as a result of its experiences.
3. Assessment of Efforts in Carrying Out Planned Actions
 - a. Indicate how grantee pursued all resources indicated in the Consolidated Plan.
 - b. Indicate how grantee provided certifications of consistency in a fair and impartial manner.
 - c. Indicate how grantee did not hinder Consolidated Plan implementation by action or willful inaction.
4. For Funds Not Used for National Objectives
 - a. Indicate how use of CDBG funds did not meet national objectives.
 - b. Indicate how did not comply with overall benefit certification.

5. Anti-displacement and Relocation – for activities that involve acquisition, rehabilitation or demolition of occupied real property
 - a. Describe steps actually taken to minimize the amount of displacement resulting from the CDBG-assisted activities.
 - b. Describe steps taken to identify households, businesses, farms or nonprofit organizations who occupied properties subject to the Uniform Relocation Act or Section 104(d) of the Housing and Community Development Act of 1974, as amended, and whether or not they were displaced, and the nature of their needs and preferences.
 - c. Describe steps taken to ensure the timely issuance of information notices to displaced households, businesses, farms, or nonprofit organizations.
6. Low/Mod Job Activities – for economic development activities undertaken where jobs were made available but not taken by low- or moderate-income persons
 - a. Describe actions taken by grantee and businesses to ensure first consideration was or will be given to low/mod persons.
 - b. List by job title of all the permanent jobs created/retained and those that were made available to low/mod persons.
 - c. If any of jobs claimed as being available to low/mod persons require special skill, work experience, or education, provide a description of steps being taken or that will be taken to provide such skills, experience, or education.
7. Low/Mod Limited Clientele Activities – for activities not falling within one of the categories of presumed limited clientele low and moderate income benefit
 - a. Describe how the nature, location, or other information demonstrates the activities benefit a limited clientele at least 51% of whom are low- and moderate-income.
8. Program income received
 - a. Detail the amount of program income reported that was returned to each individual revolving fund, e.g., housing rehabilitation, economic development, or other type of revolving fund.
 - b. Detail the amount repaid on each float-funded activity.
 - c. Detail all other loan repayments broken down by the categories of housing rehabilitation, economic development, or other.
 - d. Detail the amount of income received from the sale of property by parcel.
9. Prior period adjustments – where reimbursement was made this reporting period for expenditures (made in previous reporting periods) that have been disallowed, provide the following information:
 - a. The activity name and number as shown in IDIS;
 - b. The program year(s) in which the expenditure(s) for the disallowed activity(ies) was reported;
 - c. The amount returned to line-of-credit or program account; and
 - d. Total amount to be reimbursed and the time period over which the reimbursement is to be made, if the reimbursement is made with multi-year payments.
10. Loans and other receivables
 - a. List the principal balance for each float-funded activity outstanding as of the end of the reporting period and the date(s) by which the funds are expected to be received.

- b. List the total number of other loans outstanding and the principal balance owed as of the end of the reporting period.
- c. List separately the total number of outstanding loans that are deferred or forgivable, the principal balance owed as of the end of the reporting period, and the terms of the deferral or forgiveness.
- d. Detail the total number and amount of loans made with CDBG funds that have gone into default and for which the balance was forgiven or written off during the reporting period.
- e. Provide a List of the parcels of property owned by the grantee or its subrecipients that have been acquired or improved using CDBG funds and that are available for sale as of the end of the reporting period.

11. Lump sum agreements

- a. Provide the name of the financial institution.
- b. Provide the date the funds were deposited.
- c. Provide the date the use of funds commenced.
- d. Provide the percentage of funds disbursed within 180 days of deposit in the institution.

12. Housing Rehabilitation – for each type of rehabilitation program for which projects/units were reported as completed during the program year

- a. Identify the type of program and number of projects/units completed for each program.
- b. Provide the total CDBG funds involved in the program.
- c. Detail other public and private funds involved in the project.

13. Neighborhood Revitalization Strategies – for grantees that have HUD-approved neighborhood revitalization strategies

- a. Describe progress against benchmarks for the program year. For grantees with Federally-designated EZs or ECs that received HUD approval for a neighborhood revitalization strategy, reports that are required as part of the EZ/EC process shall suffice for purposes of reporting progress.

Program Year 3 CAPER Community Development response:

1. Assessment of the relationship of the use of CDBG funds to the needs, goals and objectives:

Throughout fiscal year 38 (May, 2012- April, 2013), the City of Bloomington, Code Enforcement Division continued to work towards meeting the priority needs identified in the City's 2010-2015 Consolidated Plan's "Community Development Needs Table."

Community Development has made every effort to achieve success in making an impact on our identified needs and goals. The activity of owner-occupied rehabilitation continued to be an area of major concentration for Community Development staff – as affordable housing is an identified need within the community. City General Fund continued to make an impact on our housing stock by providing money for emergency rehabilitation and code enforcement activities in our low/mod and/or slum/blight areas. The rental registration and inspection program, administered through the City's Code

Enforcement Division, also aided our efforts in maintenance of our rental housing stock and code enforcement. During 2012-13, there were no major changes in our program objectives.

2. Nature of and reasons for any changes in program objectives: There were no major changes in our program objectives.

3. Assessment of efforts to carry out planned activities:

(a) Pursuit of Resources: Community Development was successful in their pursuit of additional resources to meet community needs. These actions are described in the Executive Summary on page one of this document as well as on page 14 under “Leveraging Resources”. All grants applied for have been approved

(b) Provided requested certifications of consistency for: (a) letter of support of Mid Central Community Action’s application for the Emergency Solutions Grant; (b) certification of consistency for Housing Authority of the City of Bloomington Ross Service Coordinator program; (c) 8 Certificate of Consistency forms with City Manager’s signature to HUD for all SHP projects for 2012-13; (d) provided a letter of support and certificate of consistency for Habitat for Humanity of McLean County grant application for the IHDA HOME ADDI Homebuyer Assistance program; (e) letter of support for The Salvation Army’s Safe Harbor homeless shelter for grant funding; (f) certificate of consistency for Phoenix Towers low income housing tax credits; (g) Brinshore Development for IHDA’s low income tax credits and HOME funds.

(c) Did not Hinder Consolidated Plan Implementation: Community Development’s continued support of joint programs with Mid-Central Community Action, the Town of Normal, Habitat for Humanity, the Bloomington Housing Authority; and participation in and grant administrator for the thirteen (13) county Central Illinois Continuum of Care Consortium; expanding efforts to communicate with the citizens; staff serving as a Member of the West Bloomington Task Force and West Bloomington Revitalization Project; and Busey Bank’s Community Reinvestment Committee, all serve as witness to the City’s proactive stance to ensure addressing and taking steps to meet community needs as identified in the 2010-2015 Consolidated Plan.

4. Adherence to National Objectives:

All CDBG and IHDA SFOOR funds were exclusively used for HUD’s national objectives. The City of Bloomington, expended 79.22% of CDBG funds for the provision of activities benefiting low and/or moderate income households, exceeding HUD’s requirement that a minimum of 70% of CDBG funds be utilized to benefit those that are low / moderate income. In addition, Continuum of Care funds were expended on providing supportive services to the homeless.

5. Anti-displacement and Relocation: - No such activities took place.

6. Economic Development Activities Undertaken:

\$10,000 in CDBG funds were expended for economic development activities in FY 38; providing a week long Section 3 Employment Readiness Training / Professional Development Training to public housing residents.

7. Limited Clientele: There were three activities which provided direct benefits to limited clientele. They are the provision of funds for the homeless outreach worker (IDIS # 3/960), \$14,000 expended; 464 client contacts, the housing and benefits specialist (IDIS # 4/961), \$9,680 expended; 210 client contacts and the Emergency Grant Program (IDIS# 2/959); \$20,000 expended; 35 individuals assisted.

8. Program Income: *(As reported in the Supplemental Financial Summary)* The majority of the program income received in FY38 was from CDBG rehabilitation loan repayments. The income was primarily expended for Rehabilitation Service / Delivery, Housing Rehabilitation Projects or Planning and Administration expenses; however there was (1) Public Facility / Improvement activity that was also funded by PI. Please refer to IDIS Report #C04PR09 Program Income Details by Fiscal Year and Program.

At the end of each year, there usually remains "un-programmed funds," which are normally the result of cancelled activities, expenditures which were less than the proposed budget amount, receipt of more than projected program income, and/or presence of more than projected carry over funds from the previous year. These un-programmed funds are carried over to the next fiscal year to be utilized for a project / activity to satisfy a CDBG national objective.

Housing Rehabilitation

The City provided CDBG funded rehabilitation loans to single-family owner-occupied income eligible households. 30 low/mod single-family homeowners were provided assistance in the form of grants or deferred loans from CDBG funds.

Total expended for all CDBG related housing rehabilitation activities was \$314,475.26; which included \$2,137.10 for service / delivery costs; and \$3,735.00 for the West Bloomington Revitalization Project (WBRP) Tool Library. The remaining \$308,603.16 funds was expended on the 30 single family owner occupied housing rehabilitation.

In addition, \$46,436.77 was expended on 2- Illinois Housing Development Authority (IHDA), Single Family Owner Occupied (SFOOR) program projects. This program provides housing rehabilitation to the required Housing Quality Standards. This was the first year of a two year grant. In February 2012, \$210,000 in grant funds were requested and received, to continue this program during 2012-2014.

\$21,950.00 of City General Fund were expended for code enforcement related issues, i.e. dead tree removal, water service replacement, debris removal. A total of 3 households were assisted.

Public Facility Improvements

In FY38, \$79,856.18 in CDBG funds was provided for Public Facility / Improvements:

1) West Bloomington Revitalization Project (WBRP) Community Garden – fencing provided. This garden is located within our designated Slum / Blight area – originally a site of 3 dilapidated buildings which were razed and a community garden was started on the 3 vacant lots. The site serves as a focal point for neighborhood residents - \$5,000; 2) Construction / replacement of City sidewalks located within our Low / Moderate Income areas - \$74,856.18.

Public Services

Community Development provided \$23,680 in CDBG funds to PATH, (who is also our Continuum of Care's Project Sponsor), for cash match in the provision of a Homeless Outreach Worker and Housing and Benefits Specialist. Combined these positions served 674 clients.

The Emergency Grant Program is a provision of grant payments, not to exceed three consecutive months for items such as food, clothing, housing (rent or mortgage or emergency shelter) or utilities, or emergency housing repairs - payable to the provider of such items or services on behalf of a HUD income eligible individual or household. \$20,000 in CDBG grant funds are disbursed to PATH for the oversight and management of this program. 35 households / individuals were assisted in 2012-13.

Section 3 - Employment Readiness Training / Professional Development Training – \$10,000 in CDBG funds were expended for this week long training event for public housing residents.

Peace Meal Senior Nutrition Program - \$20,000 in CDBG funds provided meals for 393 Bloomington senior citizens.

Historic Preservation Needs / Housing Rehabilitation

The City of Bloomington provides grant funds for the Eugene D. Funk Historic Preservation Grant Program, funds for restoration projects. The program was designed to provide the owners of historic properties with financial assistance in the restoration or rehabilitation of the exterior architectural features of buildings and structures. The grant program is administered by the Bloomington Preservation Commission. The program provides funding for up to 50% of the total cost of qualified exterior restoration/preservation projects, with a maximum grant of \$2,500 per project. An applicant can receive no more than one grant per fiscal year. Properties must be a locally designated S-4 landmark or of historic significance. 8 applications were accepted for the 2012-13 program.

Other Community Development Needs

*Code Enforcement: Although no longer funded with Community Development Block Grant money, the City of Bloomington supports local code enforcement efforts with City General funds. Code Enforcement activities aid in the prevention of deterioration in our designated low/mod and slum/blight neighborhoods. Another City funded program is the Rental Registration and Inspection Program.

The City provided \$99,605.09 in CDBG funds to demolish vacant deteriorated accessory structures and/or houses/buildings – to eliminate slum and blight of deteriorated structures. A total of 3 houses and 2 garages were demolished during FY 38.

In addition, the City of Bloomington's General Fund paid for the salaries / benefits of all of the code officials, including 2 Fire Inspectors, 1 1/2 Rental Inspectors and 3 code enforcement officers – leveraging more than \$500,000 in staff and program expenses. 1652 code enforcement complaints were received and responded to during the fiscal year; 409 rental inspections were completed; and 1020 commercial fire inspections.

*Downtown Revitalization: The City of Bloomington budgeted \$200,000 for the 2012-2013 fiscal year towards the Harriet Fuller Rust Facade Program. These grants are provided to property or business owners in the target area in recognition of the positive impact that individual facade renovations can have on the overall appearance and quality of their storefronts. In addition, the City recognizes that the structural integrity of the facade and base structure that affects the facade can greatly impact the long term sustainability of the central business district.

Planning

(a) Continuum of Care: Service provider members of the McLean County Continuum of Care consortium have continued to meet on a monthly basis (*except over the summer months*) and the entire regional consortium on a quarterly basis throughout the year, to identify needs, resolve issues, and plan for future homeless services. Throughout fiscal year 38, the City of Bloomington continued to act as grant administrator of the Mclean County Continuum of Care.

(b) The McLean County Regional Planning Commission prepared the **City of Bloomington Comprehensive Plan** and released the draft in December, 2004. The preparation of the report was financed in part through a technical studies grant from the US Department of Transportation; Federal Highway Administration and Federal Transit Administration. Public hearings for the comprehensive plan took place in May and June, 2005. Final approval of the plan was obtained from the Bloomington City Council on October 10, 2005. Although this is a 20 year plan, in effect until 2025, it may be updated, as needed. The plan can be reviewed on the McLean County Regional Planning's website: www.mcplan.org

In January, 2007, an advisory review committee began meeting, to assist Mclean County Regional Planning Commission with the development of an update to the **McLean County Comprehensive Plan**. City staff on the advisory review committee included the code enforcement division manager and the city planner. Meetings and review continued throughout 2008 and 2009. The final draft was reviewed in February and March, 2009; with the plan being formally adopted in November, 2009. This is intended to be a 25 year plan, until 2035. The plan can be reviewed on the McLean County Regional Planning's website: www.mcplan.org

(c) During FY 34 a consortium of neighborhood groups, the Economic Development Council, State Farm and the City of Bloomington began meeting to initiate a neighborhood redevelopment planning process for the West Bloomington project area, which is bounded by Locust St. on the north, Lee St. on the east, Taylor St. on the south and Morris Avenue on the west. The first phase of the process will be completed with a Community Summit on May 8, 2008. Over 200 people came together at the summit to discuss their vision for the area. The phases of the scope of services to be completed are: (1) Assemble Task Force and Launch Project, (2) Neighborhood Recruitment and Involvement, (3) Vision, Goals and Values, (4) Stakeholder/Issue Area Groups: Identify Measurable Objectives, (5) Develop Key Strategies, (VI) Implementation –Action Plan, (VII) Prepare Draft Plan and Organize Second West Bloomington Summit and (VIII) Preparation of Final Plan. The second summit was held on July 17, 2008, with over 150 people in attendance. The third and final summit was held on October, 14, 2008, with over 150 people in attendance. The Final Plan was completed and presented to the City Council on December 8, 2008 for their approval. During the next two months a business plan was developed. Committees representing the 6 key areas (*Community Greening; Youth; Safety and Community Well Being; Economic Development; Housing and Education*) of concern were formed and have been meeting to tackle both short and long term goals. In May, 2009, the name of the project on the west side was changed FROM: the West Bloomington Neighborhood Partnership TO: West Bloomington Revitalization Partnership. Under the leadership of several different volunteers, they have developed a web site, www.westbloomington.org, a regularly published newsletter and they are on facebook. They have received their 501.C3 designation and continue to coordinate fundraising activities, establish community gardens, research grant opportunities, develop youth activities and increase community awareness. City of Bloomington, Community Development staff continues to be a member of the Housing Committee – working towards the goals set in the final plan.

(d) In conjunction with the West Bloomington Plan, City staff initiated a slum/blight study in the same target area (Lee to Morris and Locust to Taylor). An exterior building conditions survey was completed during the summer of 2008. All buildings were mapped and color coded according to exterior condition/ranking. A draft document, which included various types of conditions existing in the area, was presented to the West Bloomington Neighborhood's Plan area's housing sub-group on October 7, 2008, to gain their input and comments with regard to the data presented. A public hearing was held on October, 25, 2008 to gain citizen input. In addition to the public hearing the document was placed on the City of Bloomington's website for viewing.

www.cityblm.org/library/cd/pdfs/buildingconditionreport2008.pdf. No one attended the public hearing or provided written input. The final document was presented to the City Council on November 10, 2008 for their approval. Then it was submitted to our HUD Regional Office in Chicago. It was anticipated that this area would be identified as the City's next Slum/Blight target area, since our previously approved slum/blight target area expired in 2008. The City received HUD's written approval of the identified slum and blight area in February, 2009. This study continues to be utilized by the Community Development and the West Bloomington Revitalization Project's Housing Committee, to identify current and future project / activity sites. This designated slum / blight area will remain in effect until 2018.

(g) In 2008, the City of Bloomington and the Town of Normal adopted a plan to guide the seven-mile stretch of highway that connects the two communities. As part of the plan, a yearlong study creating proposed form-based zoning codes for the corridor took place. Both City Councils held work sessions in December, 2008 to review the draft zoning guides. The zoning codes could have been considered for a vote by the two city councils in January, 2009. However, as the proposed zoning code started working its way through the public input process it became apparent there was extreme opposition to many of the code's ideas and proposals; primarily from the business community. Both the City and Town Councils put the plan on hold while the Main Street Committee appointed a task force of concerned business owners and residents to study the code and provide recommendations. Lead by Julie Hile of the Hile Group the task force completed their work in August of 2010. Unfortunately, the negativity surrounding the plan results were not tempered by the support or recommendations of the ad hoc committee. Since there seemed to be a lack of energy to move the proposal forward the proposal was set aside. However, in June, 2011 the Town of Normal did pass an optional provision for allowing the use of the new form-based code.

In conjunction with Bloomington's part of the Main Street Plan, Farr Associates, a Chicago-based architectural and urban planning firm was hired to work on a \$200,000.00 redevelopment plan for downtown Bloomington. In November, 2008, 200 people attended a meeting in downtown Bloomington to share their ideas for the area. A new document call the "Downtown Strategy" included a market study to determine what kinds of businesses the downtown could support long with retail development strategies, transportation ideas, a parking policy and zoning codes. An implementation strategy was also included. While the plan was completed in 2010, there were several areas (i.e. a special services area) where agreement couldn't be reached and the plan has been set aside for the time being. However, there are parts of the plan that could be moved forward and staff is considering those areas for implementation.

[Please refer to the IDIS Reports at the end of this narrative section for further details on projects / activities accomplished in 2012-2013.](#)

City of Bloomington, Illinois
B12MC170004
5/1/2012 through 4/30/2013

SUPPLEMENTAL FINANCIAL SUMMARY INFORMATION

A. Program Income Received:

| | |
|---|---------------------|
| 1. Rehabilitation Revolving Loan Fund | \$ 76,856.99 |
| Comprised of : | |
| a. Residential Revolving Loan Fund payments received | \$ 76,850.39 |
| b. Commercial Revolving Loan Fund payments received | \$ 0.00 |
| c. Bank Account Interest Earned (<i>To be returned to Treasury</i>) | \$ 6.60 |
| | |
| 2. General Operating Fund Program Income | \$ 4,808.76 |
| Comprised of: | |
| a. Continuum of Care Administration | \$ 0.00 |
| b. Lease Income from Com. Dev. owned properties | \$ 0.00 |
| c. Misc. General Adm. | \$ 4,808.76 |
| d. Loan Fees - Rehab. S/D - Expenditure Offset | \$ 0.00 |
| f. Sale of Property: | \$ 0.00 |
| | |
| 3. Float Funded Activities - not applicable | \$ 0.00 |
| | |
| 4. Other loan repayments - not applicable | \$ 0.00 |
| | |
| 5. Amount of income received from sale of property by parcel | \$ 0.00 |

B. Prior Period Adjustments **\$ 0.00**

C. Loans and Other Receivables

| | |
|--|----------------|
| 1. Float Funded Activities - not applicable | \$ 0.00 |
| | |
| 2. Principal Balance on all outstanding Rehab. Loans as of 4-30-12: \$1,577,004.32 | |
| a. Comprised of 25 Loans (Payback/Reviewable/Forgivable) | \$ 223,655.32 |
| b. Comprised of 106 Deferred Loans | \$1,353,349.00 |
| (<i>Due/payable when the loan recipient is no longer the owner/occupant of property</i>) | |

- c. In addition 276 Grants to date have been processed \$ 0.00
(Total amount expended \$2,533,867.12)
- 3. Total number/amount of Loans written off during reporting period \$ 0.00
- 4. List of parcels owned by the grantee that were available for sale at the end of the reporting period: \$ 0.00
- 5. Lump sum Drawdowns - not applicable

D. Reconciliation of Line of Credit (LOC) and Cash Balances to Unexpended Balance of CDBG Funds shown on GPR:

Unexpended Balance Shown on CAPER *(Line 16 of IDIS CDBG Financial Summary / Report #C04PR26)*

| | |
|---|----------------------|
| | \$ 261,151.30 |
| <u>ADD:</u> | |
| IDIS Balance as of 2012-13 program year end | \$ 232,023.73 |
| Cash on Hand - Grantee Program Acct. (as of 4-30-13) | \$ 33,952.23 |
| Subrecipient Acct. | \$ 0.00 |
| Revolving Fund Cash Balance (as of 4-30-13) | \$ 9,233.13 |
| Section 108 Accts (in contract) | \$ 0.00 |
| <u>SUBTRACT:</u> | |
| Grantee Program Liabilities | \$ 0.00 |
| Subrecipient CDBG Program Liabilities (same instructions as above) | \$ 0.00 |
| TOTAL RECONCILING BALANCE: | \$ 275,209.09 |
| UNRECONCILED DIFFERENCE: | \$ 14,057.79 |

E. Calculation of Balance of Unprogrammed Funds

| | |
|--|----------------------|
| Amount of Funds Available during the reporting period <i>(from line 8 of IDIS CDBG Financial Summary Report #C04PR26)</i> | \$ 876,081.84 |
| ADD: | |
| Income Expected but Not Yet Realized | \$ 0.00 |
| SUBTOTAL: | \$ 876,081.84 |
| LESS: | |
| Total Budgeted Amount | \$ 587,487.00 |
| UNPROGRAMMED BALANCE | \$ 288,594.84 |

Antipoverty Strategy

1. Describe actions taken during the last year to reduce the number of persons living below the poverty level.

Program Year 3 CAPER Antipoverty Strategy response:

*The City of Bloomington concentrated on the primary strategy for reducing poverty in the community by focusing on stabilizing owner-occupied homes. Bloomington also continued partnerships to produce housing with Mid Central Community Action, local lenders, Habitat for Humanity, YouthBuild, and the Bloomington Housing Authority.

*The City addressed the issue of employment and job training to reduce poverty, by partnering with Bloomington Housing Authority. \$10,000 in CDBG funds were contributed for public housing residents to attend a week long Employment Readiness training / Professional Development Training.

* CareerLink - offers training to adults, dislocated workers and youth in courses which prepare for employment in occupations in demand. Career Link enhances productivity and competitiveness for industry and business in the community by linking individuals with employment opportunities through training, services and access to resources. Services available are included in two broad categories; those to the general public (anyone can walk in and request services), and; those with some type of eligibility requirement. Career Link serves McLean, Tazewell, Fulton and Mason Counties. Career Link offers services to both individuals seeking employment and to businesses looking for workers. Career Link provides monthly workshops for people seeking help with job searches. All workshops are free and open to the public. Free services to the public include: access to Illinois Skills Match; resource books & videos on all aspects of finding employment; access to the Internet for job searches; computer based resume builder program; staff assistance in career development; use of copier and fax machine for job search; common software programs for practice and use, and; access to other employment and training organizations and social services.

*The City of Bloomington has acted as Grant Administrator for the local McLean County Continuum of Care and participates in the regional Central Illinois Continuum of Care (CICOC), which includes thirteen (13) counties. Self-sufficiency, GED and life skills classes are just part of the supportive services provided to our homeless population, to move them from homelessness to becoming self-supportive.

*The local Illinois Department of Human Services - McLean County reported that the case load for families participated in their available-to-work Temporary Aid to Needy Families program has remained at 398. The majority of these cases are Moms with children under one. These customers do not have to work the first year their child is born but are still considered available-to-work. Medical cases for 2012-13 were 13,720. A majority of these cases also have Food Stamps attached to them. The number of non-assistance Food Stamps cases has also increased from 3,460 to 4,791. All increases are due to the greater need as the result of the downturn in the economy. *Please note that*

effective August 2012, the Livingston county office consolidated with the McLean county office so the above numbers reflect both counties combined.

NON-HOMELESS SPECIAL NEEDS

Non-homeless Special Needs

*Please also refer to the Non-homeless Special Needs Table in the Needs.xls workbook.

1. Identify actions taken to address special needs of persons that are not homeless but require supportive housing, (including persons with HIV/AIDS and their families).

Program Year 3 CAPER Non-homeless Special Needs response:

Information gathered during the Consolidated Planning process from key informants, focus groups and web-based surveys noted that the two groups most in need of services within the Non –Homeless Special Need population are persons with developmental and physical disabilities.

Obstacles persons with disabilities brought up in their focus group include lack of accessible housing that is affordable and some financial assistance and/or physical help to move. CDBG funds provided for Emergency Grant assistance activity may be accessed by qualified low / moderate income households for moving expenses – to aid in the prevention of homelessness.

Facilities and services exist within the Bloomington-Normal area to address non-homeless supportive needs of special populations described above. Homes of Hope and Marcfirst provide group homes for these individuals. Additional services exist through the Division of Rehabilitation and Life Center for Independent Living to assist those who need help with activities of daily living out in the community. Facilities and services that exist to serve persons with mental illness and substance abuse include Chestnut Health Systems and Center for Human Services.

In addition, Homes for Hope, Bridgeway and MarcFirst are all offering supported employment programs / development training programs for some of the Occupational Development Center (ODC) clients that were displaced when the agency closed in 2009 due to State budget cuts. ODC provided life skills, job training and job placement for people with disabilities.

In the past, City CDBG funds have been utilized for the installation of accessibility ramps / modifications and infrastructure such as new sewer and water services, to Marcfirst and Homes of Hope group homes and those that are disabled in single family residences. We will continue to offer this type of assistance through our housing rehabilitation program.

Specific HOPWA Objectives

*Please also refer to the HOPWA Table in the Needs.xls workbook.

1. Overall Assessment of Relationship of HOPWA Funds to Goals and Objectives
Grantees should demonstrate through the CAPER and related IDIS reports the progress they are making at accomplishing identified goals and objectives with HOPWA funding. Grantees should demonstrate:
 - a. That progress is being made toward meeting the HOPWA goal for providing affordable housing using HOPWA funds and other resources for persons with HIV/AIDS and their families through a comprehensive community plan;
 - b. That community-wide HIV/AIDS housing strategies are meeting HUD's national goal of increasing the availability of decent, safe, and affordable housing for low-income persons living with HIV/AIDS;
 - c. That community partnerships between State and local governments and community-based non-profits are creating models and innovative strategies to serve the housing and related supportive service needs of persons living with HIV/AIDS and their families;
 - d. That through community-wide strategies Federal, State, local, and other resources are matched with HOPWA funding to create comprehensive housing strategies;
 - e. That community strategies produce and support actual units of housing for persons living with HIV/AIDS; and finally,
 - f. That community strategies identify and supply related supportive services in conjunction with housing to ensure the needs of persons living with HIV/AIDS and their families are met.

2. This should be accomplished by providing an executive summary (1-5 pages) that includes:
 - a. Grantee Narrative
 - i. Grantee and Community Overview
 - (1) A brief description of your organization, the area of service, the name of each project sponsor and a broad overview of the range/type of housing activities and related services
 - (2) How grant management oversight of project sponsor activities is conducted and how project sponsors are selected
 - (3) A description of the local jurisdiction, its need, and the estimated number of persons living with HIV/AIDS
 - (4) A brief description of the planning and public consultations involved in the use of HOPWA funds including reference to any appropriate planning document or advisory body
 - (5) What other resources were used in conjunction with HOPWA funded activities, including cash resources and in-kind contributions, such as the value of services or materials provided by volunteers or by other individuals or organizations
 - (6) Collaborative efforts with related programs including coordination and planning with clients, advocates, Ryan White CARE Act planning bodies, AIDS Drug Assistance Programs, homeless assistance programs, or other efforts that assist persons living with HIV/AIDS and their families.

 - ii. Project Accomplishment Overview

- (1) A brief summary of all housing activities broken down by three types: emergency or short-term rent, mortgage or utility payments to prevent homelessness; rental assistance; facility based housing, including development cost, operating cost for those facilities and community residences
 - (2) The number of units of housing which have been created through acquisition, rehabilitation, or new construction since 1993 with any HOPWA funds
 - (3) A brief description of any unique supportive service or other service delivery models or efforts
 - (4) Any other accomplishments recognized in your community due to the use of HOPWA funds, including any projects in developmental stages that are not operational.
- iii. Barriers or Trends Overview
- (1) Describe any barriers encountered, actions in response to barriers, and recommendations for program improvement
 - (2) Trends you expect your community to face in meeting the needs of persons with HIV/AIDS, and
 - (3) Any other information you feel may be important as you look at providing services to persons with HIV/AIDS in the next 5-10 years
- b. Accomplishment Data
- i. Completion of CAPER Performance Chart 1 of Actual Performance in the provision of housing (Table II-1 to be submitted with CAPER).
 - ii. Completion of CAPER Performance Chart 2 of Comparison to Planned Housing Actions (Table II-2 to be submitted with CAPER).

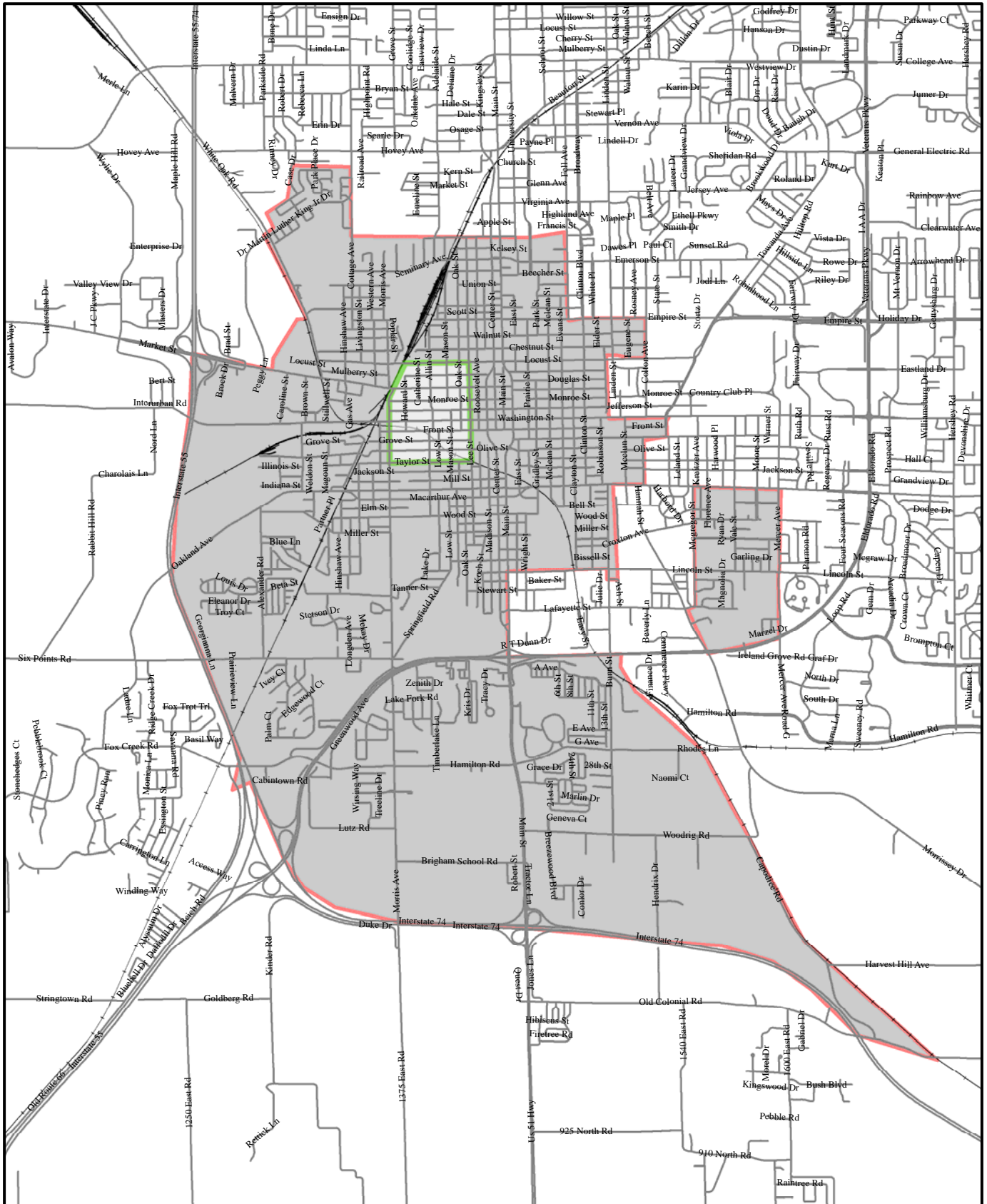
Program Year 3 CAPER Specific HOPWA Objectives response:

The City of Bloomington does not receive HOPWA funds.

OTHER NARRATIVE

Include any CAPER information that was not covered by narratives in any other section.

Program Year 3 CAPER Other Narrative response: **N/A**



Legend

- Slum/Blight Area
- Low/Moderate Boundary

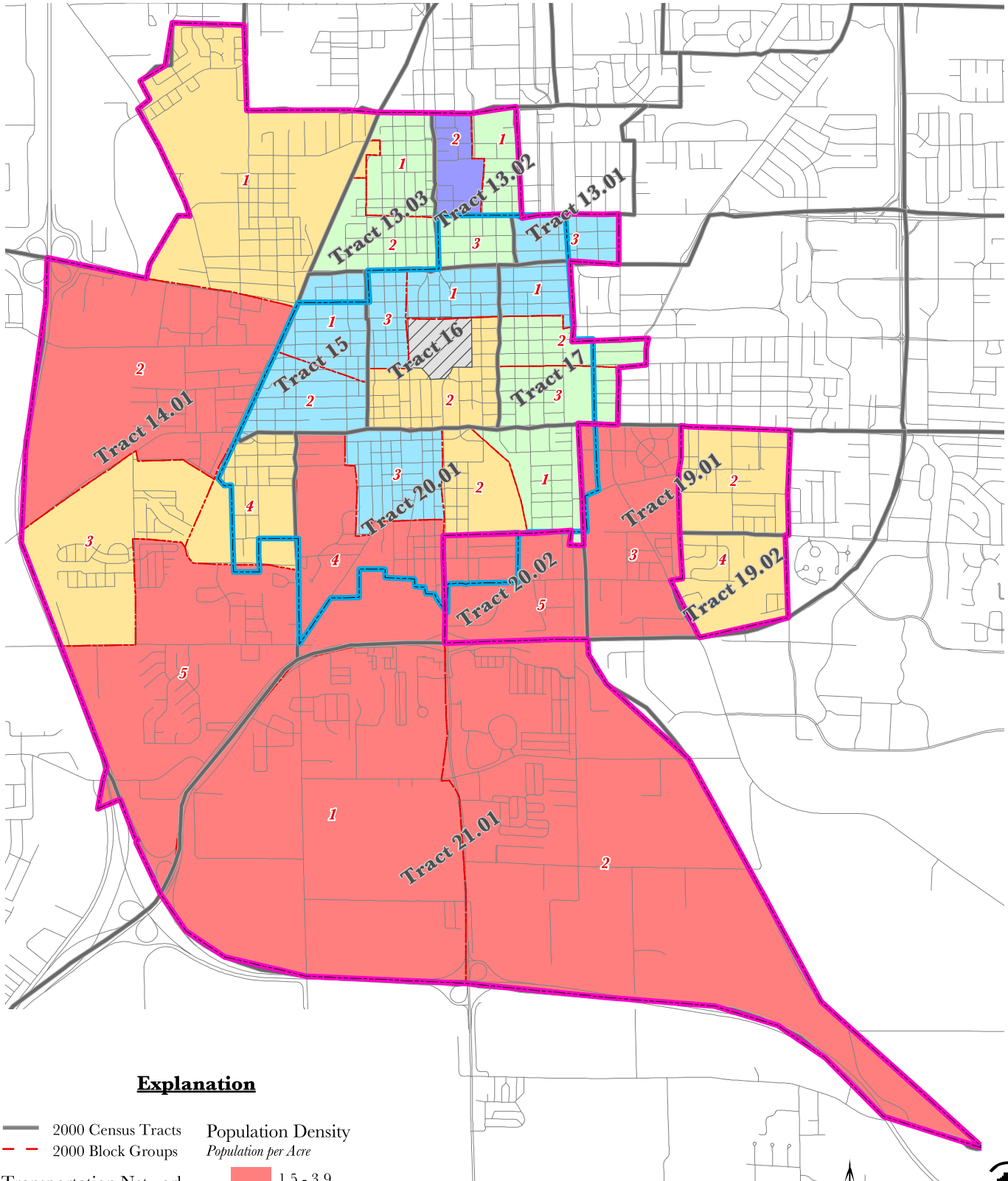
Low/Moderate and Slum/Blight Areas in Bloomington, IL

0 0.125 0.25 0.5 0.75 1 Miles

CITY OF BLOOMINGTON

Map Created February 2009

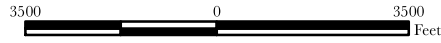
FIGURE 4 - Population Density by Census Block Group



Explanation

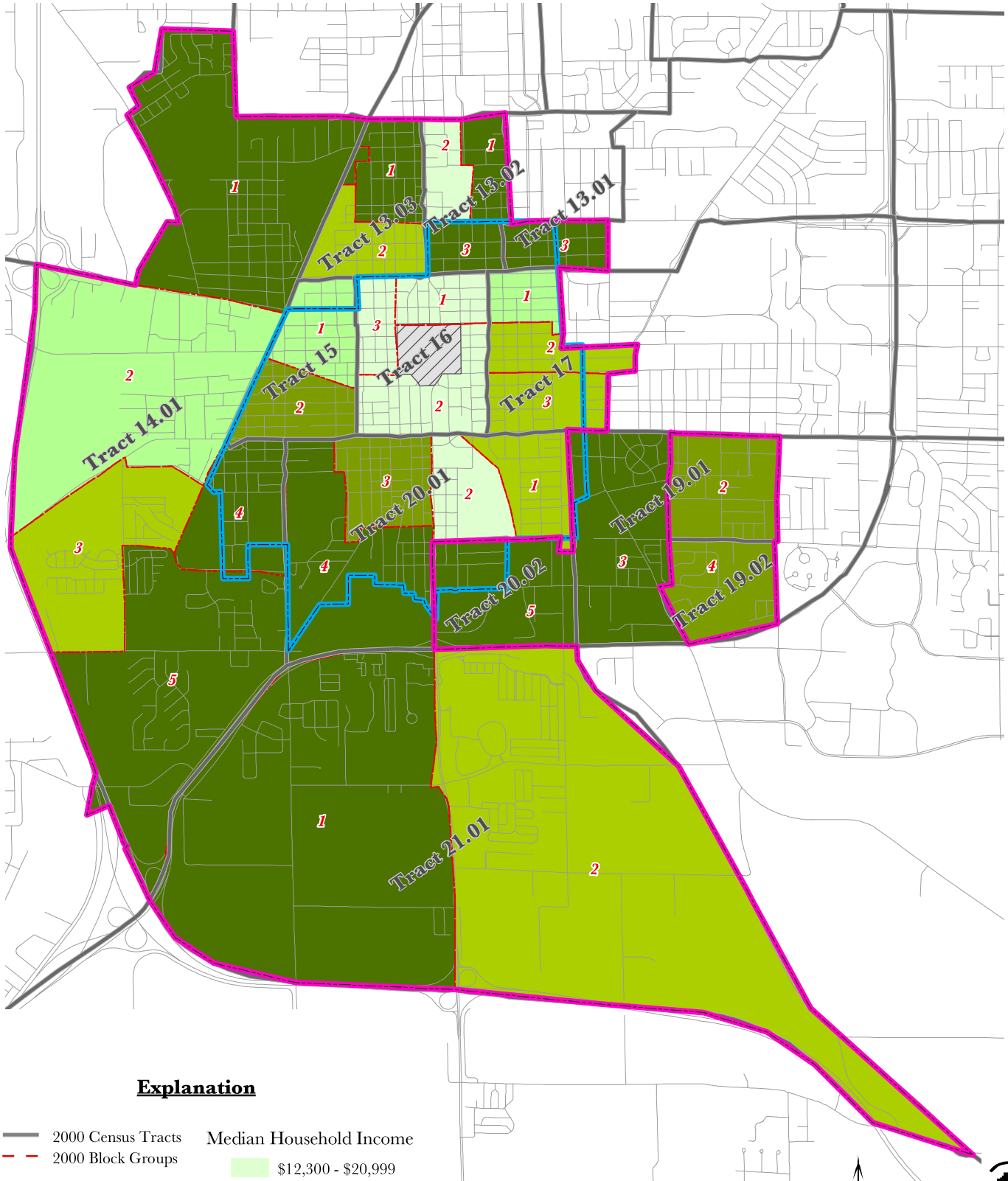
- | | |
|----------------------------|----------------------------|
| — 2000 Census Tracts | Population Density |
| - - - 2000 Block Groups | <i>Population per Acre</i> |
| Transportation Network | 1.5 - 3.9 |
| — Streets | 4.0 - 6.4 |
| — Railroad | 6.5 - 10.9 |
| Grant Classification Areas | 11.00 - 14.4 |
| — Slum/Blight | 14.5 - 24.0 |
| — Low/Moderate | |
| ▨ Non-Resident Area | |

2003 Building Conditions Report
Bloomington, Illinois



Data Source: <http://www.census.gov>
Census 2000 Summary File 3 (SF3)

FIGURE 5 - Median Household Income by Census Block Group



Explanation

- | | |
|----------------------------|-----------------------------------|
| — 2000 Census Tracts | Median Household Income |
| - - 2000 Block Groups | Light Green: \$12,300 - \$20,999 |
| Transportation Network | Medium Green: \$21,000 - \$27,999 |
| — Streets | Yellow-Green: \$28,000 - \$33,999 |
| — Railroad | Olive Green: \$34,000 - \$37,999 |
| Grant Classification Areas | Dark Green: \$38,000 - \$52,000 |
| Blue Outline: Slum/Blight | Hatched: Non-Resident Area |
| Pink Outline: Low/Moderate | |

2003 Building Conditions Report
Bloomington, Illinois

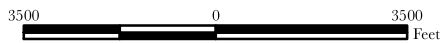
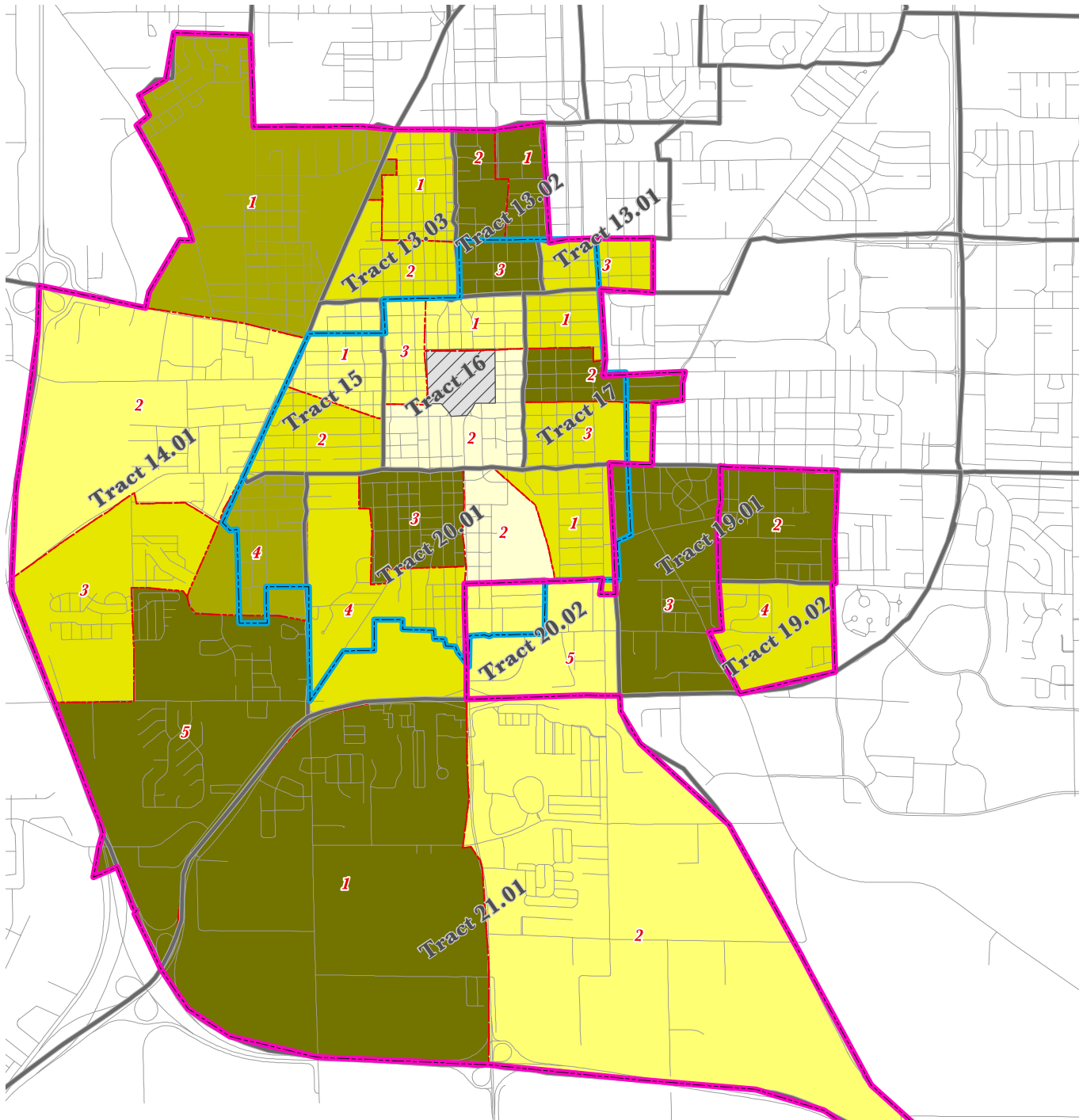



FIGURE 6 - Percent of Residents with at Least a High School Degree by Census Block Group



Explanation

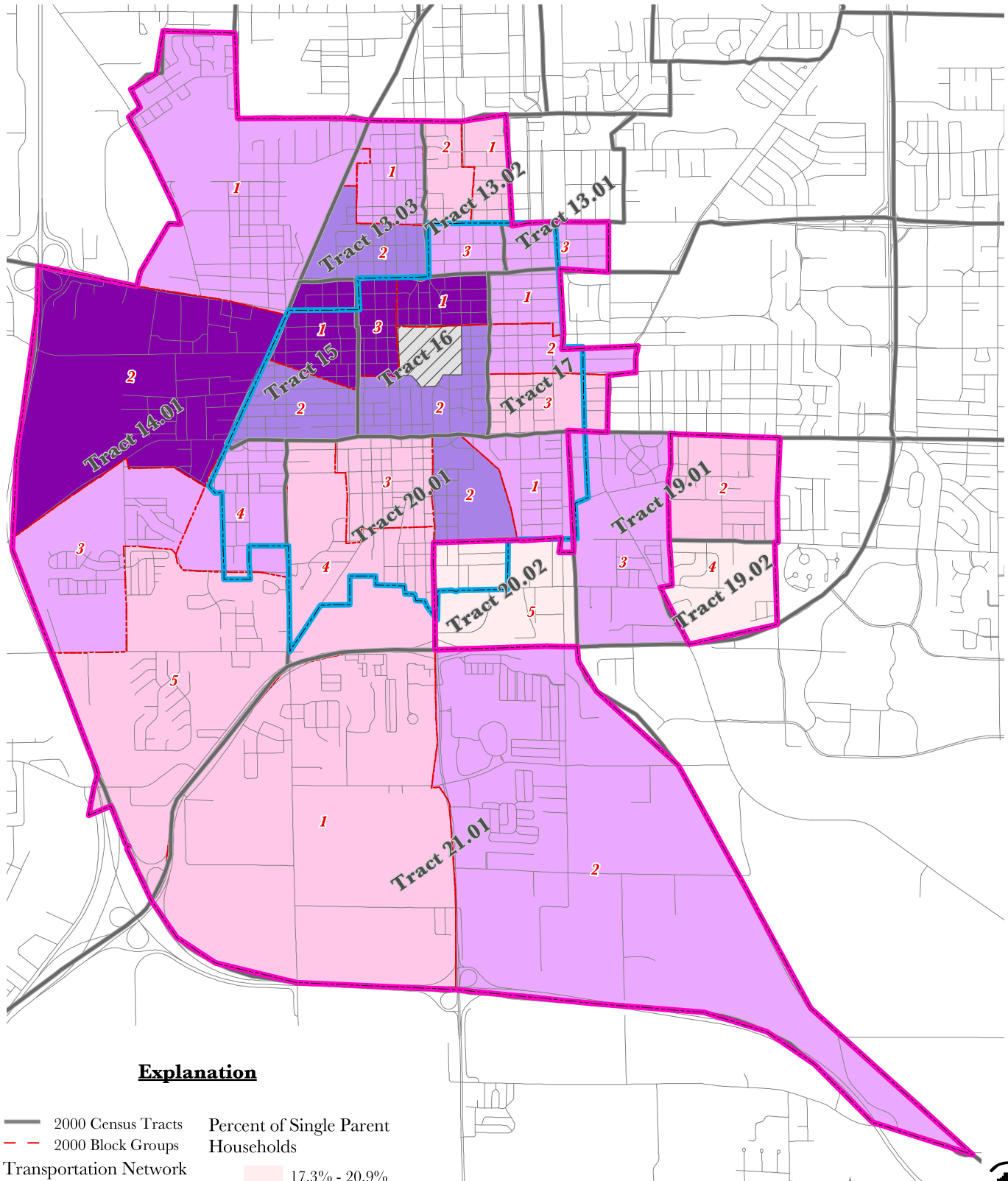
- 2000 Census Tracts
 - - 2000 Block Groups
 - Transportation Network
 - Streets
 - Railroad
 - Grant Classification Areas
 - Slum/Blight
 - Low/Moderate
- | Percent of Residents 25 Years and Older with at Least a High School Degree |
|--|
| 62.0% - 63.9% |
| 64.0% - 79.9% |
| 80.0% - 84.9% |
| 85.0% - 90.9% |
| 91.0% - 100.0% |
- Non-Resident Area

2003 Building Conditions Report
Bloomington, Illinois



Data Source: <http://www.census.gov>
Census 2000 Summary File 3 (SF3)

FIGURE 7 - Percent of Single Family Households by Census Block Group

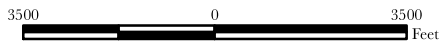


Explanation

- | | |
|----------------------------|-------------------------------------|
| — 2000 Census Tracts | Percent of Single Parent Households |
| - - - 2000 Block Groups | 17.3% - 20.9% |
| Transportation Network | 21.0% - 27.9% |
| — Streets | 28.0% - 35.9% |
| — Railroad | 36.0% - 44.9% |
| Grant Classification Areas | 45.0% - 58.2% |
| — Slum/Blight | |
| — Low/Moderate | |
| ▨ Non-Resident Area | |

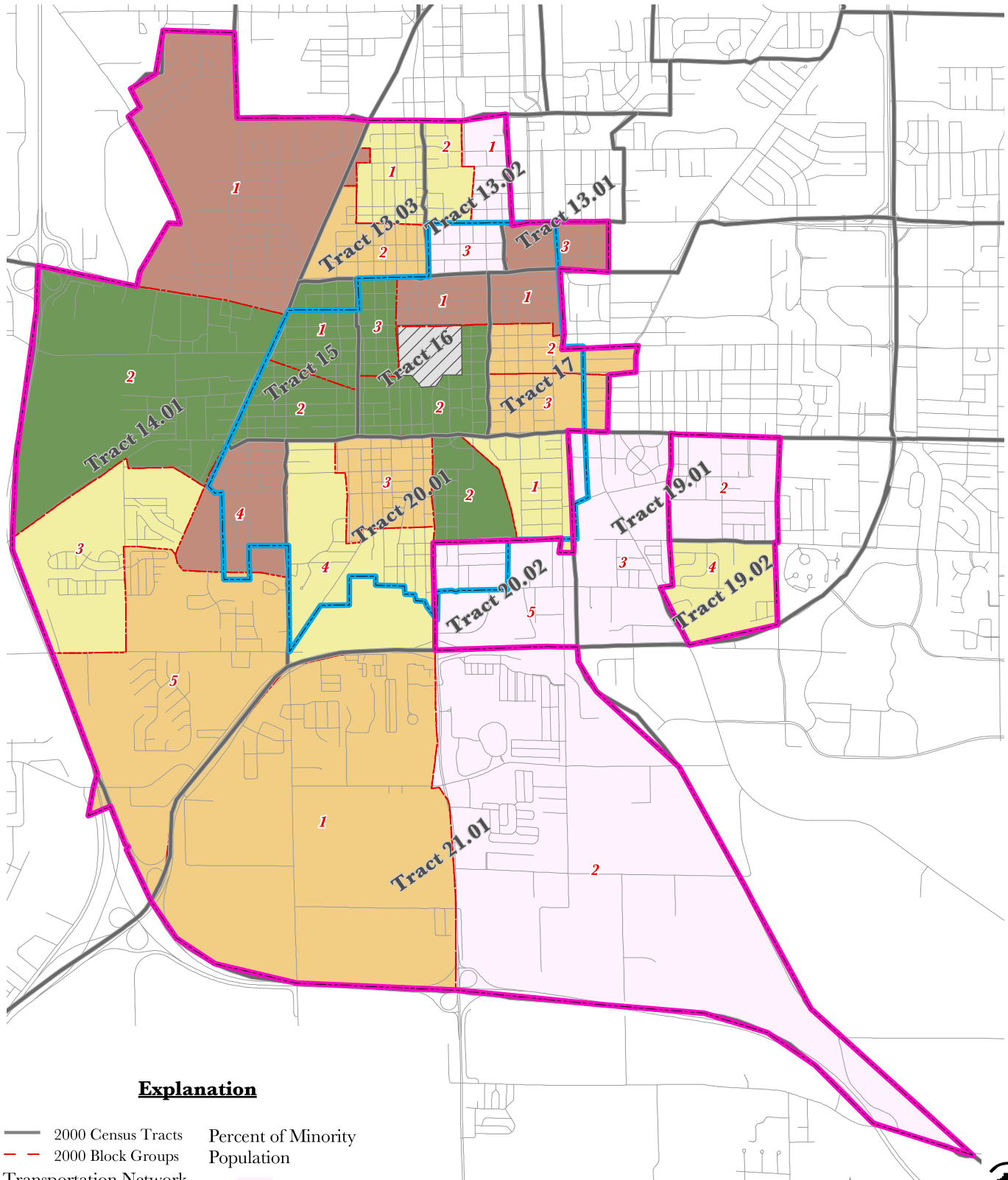
2003 Building Conditions Report

Bloomington, Illinois



Data Source: <http://www.census.gov>
Census 2000 Summary File 3 (SF3)

FIGURE 8 - Percent of Minority Population by Census Block Group

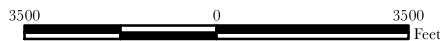


Explanation

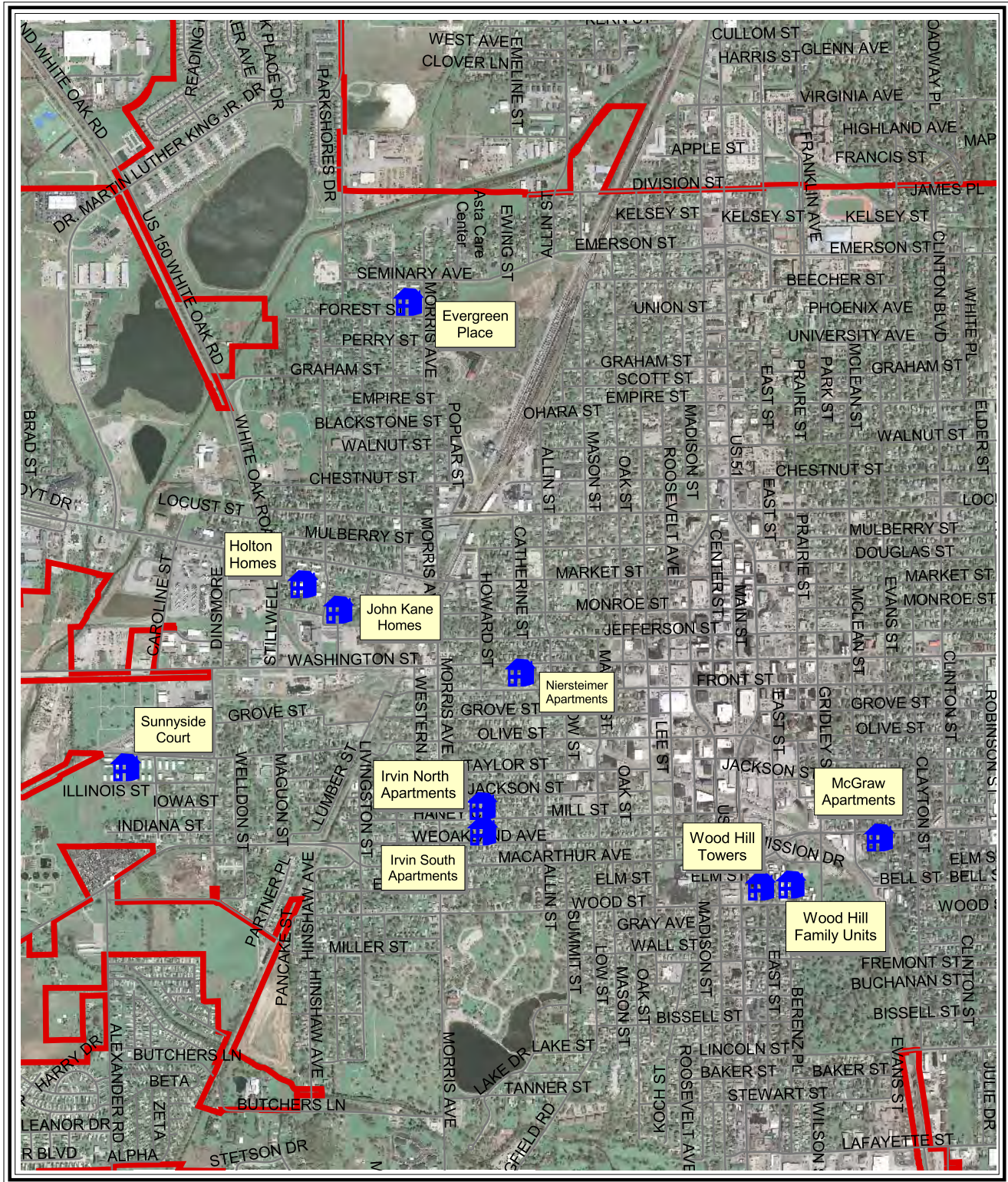
- | | |
|----------------------------|--------------------------------|
| — 2000 Census Tracts | Percent of Minority Population |
| - - 2000 Block Groups | |
| Transportation Network | |
| — Streets | 3.3% - 7.9% |
| — Railroad | 8.0% - 11.9% |
| Grant Classification Areas | 12.0% - 14.9% |
| — Slum/Blight | 15.0% - 17.9% |
| — Low/Moderate | 18.0% - 39.3% |
| ▨ Non-Resident Area | |

2003 Building Conditions Report

Bloomington, Illinois



PUBLIC HOUSING



1 0 1 Miles



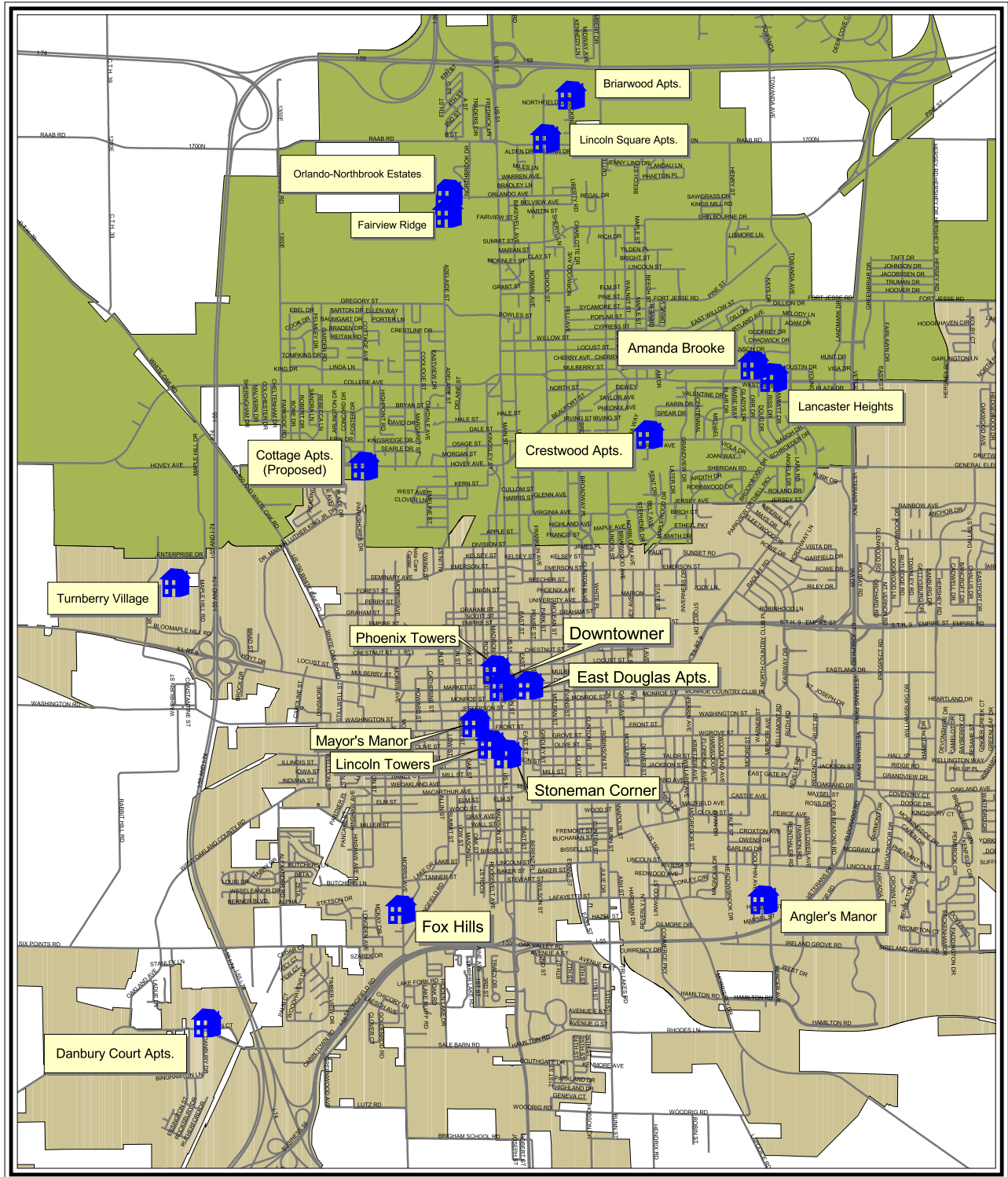
 Public Housing Unit


 Bloomington City Limit




Map Created 05/14/08


SUPPORTED HOUSING UNITS



 Supported Housing Units

CITY

 Bloomington

 Normal



Map Created 05/14/08



U.S. Department of Housing and Urban Development
Office of Community Planning and Development
Integrated Disbursement and Information System
CDBG Activity Summary Report (GPR) for Program Year 2012
BLOOMINGTON

Date: 31-Jul-2013

Time: 9:00

Page: 1

PGM Year: 1994
Project: 0002 - CONVERTED CDBG ACTIVITIES
IDIS Activity: 2 - CDBG COMMITTED FUNDS ADJUSTMENT

Status: Open
 Location: ,

Objective:
 Outcome:
 Matrix Code: General Program Administration (21A) National Objective:

Initial Funding Date: 01/01/0001

Description:

Financing

Funded Amount: 5,819,000.00
 Drawn Thru Program Year: 5,819,000.00
 Drawn In Program Year: 0.00

Proposed Accomplishments

Actual Accomplishments

Number assisted:

| | Owner | | Renter | | Total | | Person | |
|--|----------|----------|----------|----------|----------|----------|----------|----------|
| | Total | Hispanic | Total | Hispanic | Total | Hispanic | Total | Hispanic |
| White: | | | | | 0 | 0 | | |
| Black/African American: | | | | | 0 | 0 | | |
| Asian: | | | | | 0 | 0 | | |
| American Indian/Alaskan Native: | | | | | 0 | 0 | | |
| Native Hawaiian/Other Pacific Islander: | | | | | 0 | 0 | | |
| American Indian/Alaskan Native & White: | | | | | 0 | 0 | | |
| Asian White: | | | | | 0 | 0 | | |
| Black/African American & White: | | | | | 0 | 0 | | |
| American Indian/Alaskan Native & Black/African American: | | | | | 0 | 0 | | |
| Other multi-racial: | | | | | 0 | 0 | | |
| Asian/Pacific Islander: | | | | | 0 | 0 | | |
| Hispanic: | | | | | 0 | 0 | | |
| Total: | 0 | 0 | 0 | 0 | 0 | 0 | 0 | 0 |
| Female-headed Households: | | | | | 0 | | | |

Income Category:

| | Owner | Renter | Total | Person |
|------------------|-------|--------|-------|--------|
| Extremely Low | | | 0 | |
| Low Mod | | | 0 | |
| Moderate | | | 0 | |
| Non Low Moderate | | | 0 | |
| Total | 0 | 0 | 0 | 0 |
| Percent Low/Mod | | | | |

Annual Accomplishments

No data returned for this view. This might be because the applied filter excludes all data.

PGM Year: 2004
Project: 0012 - Acquisition
IDIS Activity: 609 - WOODBURY ESTATES SUBDIVISION

Status: Open
Location: WEST MILLER STREET BLOOMINGTON, IL 61701

Objective: Provide decent affordable housing
Outcome: Availability/accessibility
Matrix Code: Acquisition of Real Property (01) **National Objective:** LMH

Initial Funding Date: 06/24/2004

Financing
 Funded Amount: 354,354.00
 Drawn Thru Program Year: 354,354.00
 Drawn In Program Year: 0.00

Description:
 BUYDOWN OF LOTS IN THE WOODBURY ESTATES AFFORDABLE HOUSINGSUBDIVISION AND ACQUISITION OF 6 LOTS.SUBDIVISION HAS A TOTAL OF 55 LOTS; 16 BUILT BY HABITAT; 2 BUILT BY THE CITY; 37 TO BE BUILT BY TORNUST FAMILY FOUNDATION.

Proposed Accomplishments
 Housing Units : 55

Actual Accomplishments

Number assisted:

| | Owner | | Renter | | Total | | Person | |
|--|-----------|----------|----------|----------|-----------|----------|----------|----------|
| | Total | Hispanic | Total | Hispanic | Total | Hispanic | Total | Hispanic |
| White: | 22 | 0 | 0 | 0 | 22 | 0 | 0 | 0 |
| Black/African American: | 4 | 0 | 0 | 0 | 4 | 0 | 0 | 0 |
| Asian: | 0 | 0 | 0 | 0 | 0 | 0 | 0 | 0 |
| American Indian/Alaskan Native: | 0 | 0 | 0 | 0 | 0 | 0 | 0 | 0 |
| Native Hawaiian/Other Pacific Islander: | 0 | 0 | 0 | 0 | 0 | 0 | 0 | 0 |
| American Indian/Alaskan Native & White: | 0 | 0 | 0 | 0 | 0 | 0 | 0 | 0 |
| Asian White: | 0 | 0 | 0 | 0 | 0 | 0 | 0 | 0 |
| Black/African American & White: | 0 | 0 | 0 | 0 | 0 | 0 | 0 | 0 |
| American Indian/Alaskan Native & Black/African American: | 0 | 0 | 0 | 0 | 0 | 0 | 0 | 0 |
| Other multi-racial: | 2 | 0 | 0 | 0 | 2 | 0 | 0 | 0 |
| Asian/Pacific Islander: | 0 | 0 | 0 | 0 | 0 | 0 | 0 | 0 |
| Hispanic: | 0 | 0 | 0 | 0 | 0 | 0 | 0 | 0 |
| Total: | 28 | 0 | 0 | 0 | 28 | 0 | 0 | 0 |
| Female-headed Households: | 16 | | 0 | | 16 | | | |

Income Category:

Owner Renter Total Person

| | | | | |
|------------------|-------|---|-------|---|
| Extremely Low | 3 | 0 | 3 | 0 |
| Low Mod | 16 | 0 | 16 | 0 |
| Moderate | 8 | 0 | 8 | 0 |
| Non Low Moderate | 1 | 0 | 1 | 0 |
| Total | 28 | 0 | 28 | 0 |
| Percent Low/Mod | 96.4% | | 96.4% | |

Annual Accomplishments

| Years | Accomplishment Narrative | # Benefitting |
|-------|---|---------------|
| 2004 | CITY COUNCIL APPROVED SUBDIVISION ANNEXATION AND PLANS IN 6/04, FOR DEVELOPMENT OF 55 SINGLE FAMILY DWELLINGS. CDBG FUNDS WILL ACQUIRE SIX LOTS AND WILL SUBSIDIZE THE COST OF ALL LOTS TO LOW/MOD INCOME HOUSEHOLDS TO MAKE THEM MORE AFFORDABLE. (THIS IS A MULTI-YEAR PROJECT) CITY STAFF SUBMITTED GRANT APPLICATION TO ILLINOIS HOUSING DEVELOPMENT AUTHORITY IN 10/04 REQUESTING TRUST FUNDS TO BE USED AS DOWNPAYMENT ASSISTANCE ONCE THE NEW DWELLINGS ARE PURCHASED. THE TORNQUIST FAMILY FOUNDATION ALSO SIGNED A REDEVELOPMENT AGREEMENT IN 10/04 | |
| 2005 | INFRASTRUCTURE STARTED 5/05 | |
| 2006 | AS OF 12/11/07 THE FOLLOWING HAS BEEN ACCOMPLISHED: 14 HABITAT HOMES HAVE BEEN CONSTRUCTED AND SOLD/OCCUPIED; 10 DWELLINGS CONSTRUCTED AND CLOSED THROUGH THE TORNQUIST FAMILY FOUNDATION AND 2 HOUSES CONSTRUCTED IN PARTNERSHIP WITH THE AREA VOCATION CENTER AND THE CITY OF BLOOMINGTON ARE CURRENTLY "FOR SALE". NOTE THE CITY HOUSES MEET ENERGY STAR. (PHASE I WAS A TWO YEAR CONSTRUCTION TIME FRAME (12/05 THRU 12/07) | |
| 2007 | AS OF 12/11/07 THE FOLLOWING HAS BEEN ACCOMPLISHED: 14 HABITAT HOMES HAVE BEEN CONSTRUCTED AND SOLD/OCCUPIED; 10 DWELLINGS CONSTRUCTED AND CLOSED THROUGH THE TORNQUIST FAMILY FOUNDATION AND 2 HOUSES CONSTRUCTED IN PARTNERSHIP WITH THE AREA VOCATION CENTER AND THE CITY OF BLOOMINGTON ARE CURRENTLY "FOR SALE". NOTE THE CITY HOUSES MEET ENERGY STAR. (PHASE I WAS A TWO YEAR CONSTRUCTION TIME FRAME (12/05 THRU 12/07) | |
| 2008 | AS OF 12/11/07 THE FOLLOWING HAS BEEN ACCOMPLISHED: 14 HABITAT HOMES HAVE BEEN CONSTRUCTED AND SOLD/OCCUPIED; 10 DWELLINGS CONSTRUCTED AND CLOSED THROUGH THE TORNQUIST FAMILY FOUNDATION AND 2 HOUSES CONSTRUCTED IN PARTNERSHIP WITH THE AREA VOCATION CENTER AND THE CITY OF BLOOMINGTON ARE CURRENTLY "FOR SALE". NOTE THE CITY HOUSES MEET ENERGY STAR. (PHASE I WAS A TWO YEAR CONSTRUCTION TIME FRAME (12/05 THRU 12/07) ON 5/30/08 TWO HABITAT HOUSES CLOSED (#19 AND #21 RICHWOOD TRAILS), THEY ALSO RECEIVED DOWN PAYMENT ASSISTANCE FROM FHLBC OF \$7,000 EACH) | |
| 2009 | There have been no homes built or sold in 2009 by the Tornquist Foundation. There are 27 lots remaining in the 55 lot subdivision. With the poor economy and losing their IHDA Trust Fund subsidy, the marketing has been tough. They plan to run a full page ad in the local paper this summer (2010). In addition, a completed home that they had been renting will be listed "For Sale" the summer of 2010. | |
| 2010 | 2010 - 27 vacant lots still remain unsold - due to the loss of grant funding, the slow economy and housing market. This activity will remain open and uncompleted until such time that all 55 lots are built and sold. | |
| 2011 | 2011: 27 LOTS STILL REMAIN UNDEVELOPED IN THIS 55 LOT SUBDIVISION; HOWEVER THE CITY DOES HAVE A LIEN PLACED ON EACH OF THE REMAINING LOTS - ENSURING THAT THE LOTS ARE SOLD TO LOW / MODERATE INCOME BUYERS. THE DEVELOPER IS PLANNING ON BUILDING 2 SPEC HOMES IN 2012-13 IN HOPES OF SELLING AND GENERATING NEW INTEREST NOW THAT THE HOUSING MARKET IS IMPROVING AND INTEREST RATES ARE LOW. | |
| 2012 | 2012: 27 LOTS STILL REMAIN UNDEVELOPED IN THIS 55 LOT SUBDIVISION; HOWEVER THE CITY DOES HAVE A LIEN PLACED ON EACH OF THE REMAINING LOTS - ENSURING THAT THE LOTS ARE SOLD TO LOW / MODERATE INCOME BUYERS. THE DEVELOPER IS LOOKING FOR PROGRAMS / FUNDING TO HELP SUBSIDIZE THE COST OF THE HOME FOR THE BUYER, SINCE THE LOSS OF THE IHDA TRUST FUND GRANT. REFERRED HIM TO LOCAL LENDER, BUSEY BANK WHO HAS SEVERAL IHDA HOMEBUYER ASSISTANCE PROGRAMS FOR LOW / MOD BUYERS. NO LOTS WERE SOLD IN 2012-13. | |

PGM Year: 2010
Project: 0006 - DEMOLITION AND CLEARANCE
IDIS Activity: 956 - DEMO. 1013 W. FRONT

Status: Completed 5/9/2012 12:00:00 AM
 Location: 1013 W Front St Bloomington, IL 61701-4942

Objective: Create suitable living environments
 Outcome: Sustainability
 Matrix Code: Clearance and Demolition (04) National Objective: SBA

Initial Funding Date: 03/08/2011

Financing

Funded Amount: 28,454.70
 Drawn Thru Program Year: 28,454.70
 Drawn In Program Year: 0.00

Description:

DEMOLITION AND CLEARANCE OF A DILAPIDATED HOUSE AND GARAGE THAT HAD BEEN DONATED TO HABITAT.
 HABITAT TO BUILD A NEW CONSTRUCTION HOUSE FOR A LOWMOD INCOME HOUSEHOLD.

Proposed Accomplishments

Housing Units : 1

Annual Accomplishments

| Years | Accomplishment Narrative | # Benefitting |
|-------|--|---------------|
| 2011 | Demolished a dilapidated house and garage located in our designated Slum / Blight Area. Property had been donated to Habitat. Habitat to build a new affordable home on the cleared lot. | |

PGM Year: 2011
Project: 0006 - PLANNING AND ADMINISTRATION
IDIS Activity: 957 - CDBG PROGRAM OVERSIGHT

Status: Completed 5/10/2012 12:00:00 AM
 Location: ,

Objective:
 Outcome:
 Matrix Code: General Program Administration (21A) National Objective:

Initial Funding Date: 05/26/2011

Financing

Funded Amount: 9,603.40
 Drawn Thru Program Year: 9,603.40
 Drawn In Program Year: 0.00

Description:

ADMINISTRATION OF THE COMMUNITY DEVELOPMENT BLOCK GRANT PROGRAM (CDBG)EXAMPLES OF EXPENSES INCLUDE (BUT ARE NOT LIMITED TO): SUPPLIES, POSTAGE, PROFESSIONAL SERVICES, ETC.

Proposed Accomplishments

Actual Accomplishments

Number assisted:

| | Owner | | Renter | | Total | | Person | |
|---|-------|----------|--------|----------|-------|----------|--------|----------|
| | Total | Hispanic | Total | Hispanic | Total | Hispanic | Total | Hispanic |
| White: | | | | | 0 | 0 | | |
| Black/African American: | | | | | 0 | 0 | | |
| Asian: | | | | | 0 | 0 | | |
| American Indian/Alaskan Native: | | | | | 0 | 0 | | |
| Native Hawaiian/Other Pacific Islander: | | | | | 0 | 0 | | |

| | | |
|--|----------|----------|
| American Indian/Alaskan Native & White: | 0 | 0 |
| Asian White: | 0 | 0 |
| Black/African American & White: | 0 | 0 |
| American Indian/Alaskan Native & Black/African American: | 0 | 0 |
| Other multi-racial: | 0 | 0 |
| Asian/Pacific Islander: | 0 | 0 |
| Hispanic: | 0 | 0 |
| Total: | 0 | 0 |
| Female-headed Households: | 0 | |

| <i>Income Category:</i> | Owner | Renter | Total | Person |
|-------------------------|--------------|---------------|--------------|---------------|
| Extremely Low | | | 0 | |
| Low Mod | | | 0 | |
| Moderate | | | 0 | |
| Non Low Moderate | | | 0 | |
| Total | 0 | 0 | 0 | 0 |
| Percent Low/Mod | | | | |

Annual Accomplishments

No data returned for this view. This might be because the applied filter excludes all data.

PGM Year: 2011
Project: 0009 - REHABILITATION SERVICE DELIVERY
IDIS Activity: 958 - HOUSING REHAB. PRG. S/D COSTS

Status: Completed 6/22/2012 12:00:00 AM
Location: 1405 W Graham St Bloomington, IL 61701-1578

Objective: Provide decent affordable housing
Outcome: Availability/accessibility
Matrix Code: Rehabilitation Administration (14H) National Objective: LMH

Initial Funding Date: 05/26/2011
Financing
Funded Amount: 15,550.40
Drawn Thru Program Year: 15,550.40
Drawn In Program Year: 0.00

Description:
SERVICE DELIVERY COSTS ASSOCIATED WITH ADMINISTERING THE HOUSING REHABILITATION PROGRAM.
EXAMPLES OF EXPENSES INCLUDE (BUT ARE NOT LIMITED TO): SUPPLIES, TITLE WORK, CREDIT REPORTS, PROFESSIONAL SERVICES, TRAINING, ETC.

Proposed Accomplishments

Actual Accomplishments

Number assisted:

| | Owner | | Renter | | Total | | Person | |
|--|-----------|----------|----------|----------|-----------|----------|----------|----------|
| | Total | Hispanic | Total | Hispanic | Total | Hispanic | Total | Hispanic |
| White: | 9 | 2 | 0 | 0 | 9 | 2 | 0 | 0 |
| Black/African American: | 6 | 0 | 0 | 0 | 6 | 0 | 0 | 0 |
| Asian: | 0 | 0 | 0 | 0 | 0 | 0 | 0 | 0 |
| American Indian/Alaskan Native: | 0 | 0 | 0 | 0 | 0 | 0 | 0 | 0 |
| Native Hawaiian/Other Pacific Islander: | 0 | 0 | 0 | 0 | 0 | 0 | 0 | 0 |
| American Indian/Alaskan Native & White: | 0 | 0 | 0 | 0 | 0 | 0 | 0 | 0 |
| Asian White: | 0 | 0 | 0 | 0 | 0 | 0 | 0 | 0 |
| Black/African American & White: | 0 | 0 | 0 | 0 | 0 | 0 | 0 | 0 |
| American Indian/Alaskan Native & Black/African American: | 0 | 0 | 0 | 0 | 0 | 0 | 0 | 0 |
| Other multi-racial: | 0 | 0 | 0 | 0 | 0 | 0 | 0 | 0 |
| Asian/Pacific Islander: | 0 | 0 | 0 | 0 | 0 | 0 | 0 | 0 |
| Hispanic: | 0 | 0 | 0 | 0 | 0 | 0 | 0 | 0 |
| Total: | 15 | 2 | 0 | 0 | 15 | 2 | 0 | 0 |
| Female-headed Households: | 7 | | 0 | | 7 | | | |

Income Category:

| | Owner | Renter | Total | Person |
|------------------|--------|--------|--------|--------|
| Extremely Low | 4 | 0 | 4 | 0 |
| Low Mod | 6 | 0 | 6 | 0 |
| Moderate | 5 | 0 | 5 | 0 |
| Non Low Moderate | 0 | 0 | 0 | 0 |
| Total | 15 | 0 | 15 | 0 |
| Percent Low/Mod | 100.0% | | 100.0% | |

Annual Accomplishments

| Years | Accomplishment Narrative | # Benefitting |
|-------|--------------------------|---------------|
|-------|--------------------------|---------------|

| | | |
|------|--|--|
| 2011 | Expenditures for the service / delivery of the CDBG Housing Rehabilitation program; i.e. Credit reports, document recording charges, other contracted / professional services, employee professional development expenses such as certifications, training & travel, contractor training, etc. | |
|------|--|--|

PGM Year: 2011

Project: 0002 - EMERGENCY GRANT PROGRAM

IDIS Activity: 959 - EMERGENCY SERV. ADM. BY PATH

Status: Completed 6/29/2012 12:00:00 AM

Location: 201 E Grove St Bloomington, IL 61701-5258

Objective: Create suitable living environments

Outcome: Availability/accessibility

Matrix Code: Public Services (General) (05)

National Objective: LMC

Initial Funding Date: 05/26/2011

Financing

Funded Amount: 25,000.00

Drawn Thru Program Year: 25,000.00

Description:

FUNDS PROVIDED TO A LOCAL NON PROFIT ORGANIZATION, PATH FOR THE PURPOSE OF GRANTS TO THOSE AT RISK OF BECOMING HOMELESS. ASSISTANCE MAY INCLUDE, BUT IS NOT LIMITED TO:EMERGENCY RENT, UTILITIES, EMERGENCY HOME REPAIRS, ETC.

Drawn In Program Year: 0.00

Proposed Accomplishments

People (General) : 25

Actual Accomplishments

Number assisted:

| | Owner | | Renter | | Total | | Person | |
|--|----------|----------|----------|----------|----------|----------|-----------|----------|
| | Total | Hispanic | Total | Hispanic | Total | Hispanic | Total | Hispanic |
| White: | 0 | 0 | 0 | 0 | 0 | 0 | 38 | 0 |
| Black/African American: | 0 | 0 | 0 | 0 | 0 | 0 | 26 | 0 |
| Asian: | 0 | 0 | 0 | 0 | 0 | 0 | 0 | 0 |
| American Indian/Alaskan Native: | 0 | 0 | 0 | 0 | 0 | 0 | 0 | 0 |
| Native Hawaiian/Other Pacific Islander: | 0 | 0 | 0 | 0 | 0 | 0 | 0 | 0 |
| American Indian/Alaskan Native & White: | 0 | 0 | 0 | 0 | 0 | 0 | 0 | 0 |
| Asian White: | 0 | 0 | 0 | 0 | 0 | 0 | 0 | 0 |
| Black/African American & White: | 0 | 0 | 0 | 0 | 0 | 0 | 0 | 0 |
| American Indian/Alaskan Native & Black/African American: | 0 | 0 | 0 | 0 | 0 | 0 | 0 | 0 |
| Other multi-racial: | 0 | 0 | 0 | 0 | 0 | 0 | 1 | 0 |
| Asian/Pacific Islander: | 0 | 0 | 0 | 0 | 0 | 0 | 0 | 0 |
| Hispanic: | 0 | 0 | 0 | 0 | 0 | 0 | 0 | 0 |
| Total: | 0 | 0 | 0 | 0 | 0 | 0 | 65 | 0 |
| Female-headed Households: | 0 | | 0 | | 0 | | | |

Income Category:

| | Owner | Renter | Total | Person |
|------------------|-------|--------|-------|--------|
| Extremely Low | 0 | 0 | 0 | 57 |
| Low Mod | 0 | 0 | 0 | 8 |
| Moderate | 0 | 0 | 0 | 0 |
| Non Low Moderate | 0 | 0 | 0 | 0 |
| Total | 0 | 0 | 0 | 65 |
| Percent Low/Mod | | | | 100.0% |

Annual Accomplishments

| Years | Accomplishment Narrative | # Benefitting |
|-------|--------------------------|---------------|
|-------|--------------------------|---------------|

| | | |
|------|--|--|
| 2011 | Served 65 individuals / households that were at risk of becoming homeless with shelter expenses; emergency repairs; food; utilities. | |
|------|--|--|

PGM Year: 2011

Project: 0003 - HOMELESS OUTREACH WORKER

IDIS Activity: 960 - PATH - HOMELESS OUTREACH

Status: Completed 6/22/2012 12:00:00 AM

Objective: Create suitable living environments

Location: 201 E Grove St Bloomington, IL 61701-5258

Outcome: Availability/accessibility

Matrix Code: Public Services (General) (05)

National Objective: LMC

Initial Funding Date: 05/26/2011

Description:

CDBG FUNDS PROVIDING MATCH MONEY FOR THE CONINTUUM OF CARE PROGRAM TO PATH FOR SALARYBENEFITS OF THE HOMELESS OUTREACH WORKER POSITION.

Financing

Funded Amount: 14,000.00
 Drawn Thru Program Year: 14,000.00
 Drawn In Program Year: 0.00

Proposed Accomplishments

People (General) : 100

Actual Accomplishments

Number assisted:

| | Owner | | Renter | | Total | | Person | |
|--|--------------|----------|---------------|----------|--------------|----------|---------------|-----------|
| | Total | Hispanic | Total | Hispanic | Total | Hispanic | Total | Hispanic |
| White: | 0 | 0 | 0 | 0 | 0 | 0 | 316 | 16 |
| Black/African American: | 0 | 0 | 0 | 0 | 0 | 0 | 195 | 0 |
| Asian: | 0 | 0 | 0 | 0 | 0 | 0 | 0 | 0 |
| American Indian/Alaskan Native: | 0 | 0 | 0 | 0 | 0 | 0 | 0 | 0 |
| Native Hawaiian/Other Pacific Islander: | 0 | 0 | 0 | 0 | 0 | 0 | 1 | 0 |
| American Indian/Alaskan Native & White: | 0 | 0 | 0 | 0 | 0 | 0 | 0 | 0 |
| Asian White: | 0 | 0 | 0 | 0 | 0 | 0 | 0 | 0 |
| Black/African American & White: | 0 | 0 | 0 | 0 | 0 | 0 | 0 | 0 |
| American Indian/Alaskan Native & Black/African American: | 0 | 0 | 0 | 0 | 0 | 0 | 0 | 0 |
| Other multi-racial: | 0 | 0 | 0 | 0 | 0 | 0 | 0 | 0 |
| Asian/Pacific Islander: | 0 | 0 | 0 | 0 | 0 | 0 | 0 | 0 |
| Hispanic: | 0 | 0 | 0 | 0 | 0 | 0 | 0 | 0 |
| Total: | 0 | 0 | 0 | 0 | 0 | 0 | 512 | 16 |
| Female-headed Households: | 0 | | 0 | | 0 | | | |

Income Category:

| | Owner | Renter | Total | Person |
|------------------|--------------|---------------|--------------|---------------|
| Extremely Low | 0 | 0 | 0 | 512 |
| Low Mod | 0 | 0 | 0 | 0 |
| Moderate | 0 | 0 | 0 | 0 |
| Non Low Moderate | 0 | 0 | 0 | 0 |
| Total | 0 | 0 | 0 | 512 |
| Percent Low/Mod | | | | 100.0% |

Annual Accomplishments

| Years | Accomplishment Narrative | # Benefitting |
|--------------|---|----------------------|
| 2011 | Provided money towards a portion of Salary / Benefits for Continuum of Care Homeless Outreach position at PATH. Position provides direct services and outreach to persons that are homeless or near homeless. Also serves as the chairperson for the McLean County Continuum of Care committee. | |

PGM Year: 2011
Project: 0004 - HOUSING & BENEFIT SPECIALIST
IDIS Activity: 961 - PATH - HOUSING & BENEFITS

Status: Completed 6/22/2012 12:00:00 AM
Location: 201 E Grove St Bloomington, IL 61701-5258

Objective: Create suitable living environments
Outcome: Availability/accessibility
Matrix Code: Public Services (General) (05) National Objective: LMC

Initial Funding Date: 05/26/2011

Financing

Funded Amount: 9,680.00
Drawn Thru Program Year: 9,680.00
Drawn In Program Year: 0.00

Description:

PATH, A LOCAL NON PROFIT ORGANIZATION SHARES IN ADMINISTERING THE CONTINUUM OF CARE PROGRAM WITH THE CITY - PROVIDING SERVICES FOR THE HOMELESS. THIS MONEY IS TO PROVIDE "MATCH" MONEY FOR THE HOUSING AND BENEFIT SPECIALIST POSITION.

Proposed Accomplishments

People (General) : 100

Actual Accomplishments

Number assisted:

| | Owner | | Renter | | Total | | Person | |
|--|----------|----------|----------|----------|----------|----------|------------|----------|
| | Total | Hispanic | Total | Hispanic | Total | Hispanic | Total | Hispanic |
| White: | 0 | 0 | 0 | 0 | 0 | 0 | 225 | 7 |
| Black/African American: | 0 | 0 | 0 | 0 | 0 | 0 | 192 | 0 |
| Asian: | 0 | 0 | 0 | 0 | 0 | 0 | 0 | 0 |
| American Indian/Alaskan Native: | 0 | 0 | 0 | 0 | 0 | 0 | 0 | 0 |
| Native Hawaiian/Other Pacific Islander: | 0 | 0 | 0 | 0 | 0 | 0 | 1 | 0 |
| American Indian/Alaskan Native & White: | 0 | 0 | 0 | 0 | 0 | 0 | 0 | 0 |
| Asian White: | 0 | 0 | 0 | 0 | 0 | 0 | 0 | 0 |
| Black/African American & White: | 0 | 0 | 0 | 0 | 0 | 0 | 0 | 0 |
| American Indian/Alaskan Native & Black/African American: | 0 | 0 | 0 | 0 | 0 | 0 | 0 | 0 |
| Other multi-racial: | 0 | 0 | 0 | 0 | 0 | 0 | 1 | 0 |
| Asian/Pacific Islander: | 0 | 0 | 0 | 0 | 0 | 0 | 0 | 0 |
| Hispanic: | 0 | 0 | 0 | 0 | 0 | 0 | 0 | 0 |
| Total: | 0 | 0 | 0 | 0 | 0 | 0 | 419 | 7 |
| Female-headed Households: | 0 | | 0 | | 0 | | | |

Income Category:

| | Owner | Renter | Total | Person |
|------------------|-------|--------|-------|--------|
| Extremely Low | 0 | 0 | 0 | 367 |
| Low Mod | 0 | 0 | 0 | 52 |
| Moderate | 0 | 0 | 0 | 0 |
| Non Low Moderate | 0 | 0 | 0 | 0 |
| Total | 0 | 0 | 0 | 419 |
| Percent Low/Mod | | | | 100.0% |

Annual Accomplishments

| Years | Accomplishment Narrative | # Benefitting |
|-------|---|---------------|
| 2010 | Goal is to serve a minimum of 60 homeless clients per year - assisting with housing and benefits. A total of 156 clients were served in the 2010-11 year. These CDBG funds go towards providing match dollars for the Continuum of Care (COC) program. | |
| 2011 | Provided a portion of the Salary / Benefits for the Continuum of Care Housing and Benefits position at PATH. This position advocates for homeless clients to locate permanent housing. In addition they provided follow-up services, such as assisting clients in obtaining additional resources (food stamps, SSI), provided transportation to appointments. | |

PGM Year: 2011
Project: 0005 - JOB TRAINING / LIFE SKILLS CLASS
IDIS Activity: 962 - BHA SECTION 3 TRAINING

Status: Completed 5/15/2012 12:00:00 AM Objective: Create economic opportunities
 Location: 104 E Wood St Bloomington, IL 61701-6791 Outcome: Availability/accessibility
 Matrix Code: Employment Training (05H) National Objective: LMC

Initial Funding Date: 09/14/2011

Financing
 Funded Amount: 15,000.00
 Drawn Thru Program Year: 15,000.00
 Drawn In Program Year: 0.00

Description:
 CONTRACT WITH MOTIVATION INC.
 TO PROVIDE JOB AND LIFE SKILL TRAINING TO BLOOMINGTON HOUSING AUTHORITY RESIDENTS.

Proposed Accomplishments

People (General) : 25

Actual Accomplishments

| Number assisted: | Owner | | Renter | | Total | | Person | |
|--|----------|----------|----------|----------|----------|----------|----------|----------|
| | Total | Hispanic | Total | Hispanic | Total | Hispanic | Total | Hispanic |
| White: | 0 | 0 | 0 | 0 | 0 | 0 | 0 | 0 |
| Black/African American: | 0 | 0 | 0 | 0 | 0 | 0 | 3 | 0 |
| Asian: | 0 | 0 | 0 | 0 | 0 | 0 | 0 | 0 |
| American Indian/Alaskan Native: | 0 | 0 | 0 | 0 | 0 | 0 | 0 | 0 |
| Native Hawaiian/Other Pacific Islander: | 0 | 0 | 0 | 0 | 0 | 0 | 0 | 0 |
| American Indian/Alaskan Native & White: | 0 | 0 | 0 | 0 | 0 | 0 | 0 | 0 |
| Asian White: | 0 | 0 | 0 | 0 | 0 | 0 | 0 | 0 |
| Black/African American & White: | 0 | 0 | 0 | 0 | 0 | 0 | 0 | 0 |
| American Indian/Alaskan Native & Black/African American: | 0 | 0 | 0 | 0 | 0 | 0 | 0 | 0 |
| Other multi-racial: | 0 | 0 | 0 | 0 | 0 | 0 | 0 | 0 |
| Asian/Pacific Islander: | 0 | 0 | 0 | 0 | 0 | 0 | 0 | 0 |
| Hispanic: | 0 | 0 | 0 | 0 | 0 | 0 | 0 | 0 |
| Total: | 0 | 0 | 0 | 0 | 0 | 0 | 3 | 0 |
| Female-headed Households: | 0 | | 0 | | 0 | | | |

Income Category:

| | Owner | Renter | Total | Person |
|---------------|-------|--------|-------|--------|
| Extremely Low | 0 | 0 | 0 | 3 |

| | | | | |
|------------------|---|---|---|--------|
| Low Mod | 0 | 0 | 0 | 0 |
| Moderate | 0 | 0 | 0 | 0 |
| Non Low Moderate | 0 | 0 | 0 | 0 |
| Total | 0 | 0 | 0 | 3 |
| Percent Low/Mod | | | | 100.0% |

Annual Accomplishments

| Years | Accomplishment Narrative | # Benefitting |
|--------------|---------------------------------|----------------------|
|--------------|---------------------------------|----------------------|

| | | |
|------|--|--|
| 2011 | Motivation Inc. provided Section 3 Employment Readiness and Professional Development - Construction Trades Classroom Training to qualified Bloomington Public Housing Residents Aug. 15, 2011 - Aug. 19, 2011. | |
|------|--|--|

PGM Year: 2011
Project: 0014 - PUBLIC FACILITY IMPROVMENTS
IDIS Activity: 963 - WBRP OFFICE HVAC

Status: Completed 6/15/2012 12:00:00 AM
Location: 800 W Washington St Bloomington, IL 61701-3815

Objective: Create suitable living environments
Outcome: Sustainability
Matrix Code: Public Facilities and Improvement (General) (03) National Objective: SBA

Initial Funding Date: 07/14/2011

Financing

Funded Amount: 2,100.00
Drawn Thru Program Year: 2,100.00
Drawn In Program Year: 0.00

Description:
REPLACEMENT OF THE AIR CONDITIONING IN THE WEST BLOOMINGTON REVITALIZATION PROJECT(WBRP)OFFICE.
OFFICE IS LOCATED WITHIN OUR DESIGNATED SLUMBLIGHT AREA.

Proposed Accomplishments

Public Facilities : 1

Annual Accomplishments

| Years | Accomplishment Narrative | # Benefitting |
|--------------|---------------------------------|----------------------|
|--------------|---------------------------------|----------------------|

| | | |
|------|---|--|
| 2011 | Installation of AC in the West Bloomington Revitalization office - located in the WBRP targeted slum / blight area. | |
|------|---|--|

PGM Year: 2011
Project: 0014 - PUBLIC FACILITY IMPROVMENTS
IDIS Activity: 964 - IMMANUEL HEALTH CENTER

Status: Completed 5/10/2012 12:00:00 AM
Location: 502 S Morris Ave Bloomington, IL 61701-4884

Objective: Create suitable living environments
Outcome: Sustainability
Matrix Code: Health Facilities (03P) National Objective: LMC

Initial Funding Date: 10/07/2011

Financing

Funded Amount: 50,000.00
Drawn Thru Program Year: 50,000.00
Drawn In Program Year: 0.00

Description:
FACILITY IMPROVEMENTS AND MODIFICATIONS FOR A NEWLY OPENEND HEALTH CENTER LOCATED IN THE LOWMODERATE INCOME AREA OF THE CITY.

Proposed Accomplishments

Actual Accomplishments

Number assisted:

| | Owner | | Renter | | Total | | Person | |
|--|----------|----------|----------|----------|----------|----------|--------------|----------|
| | Total | Hispanic | Total | Hispanic | Total | Hispanic | Total | Hispanic |
| White: | 0 | 0 | 0 | 0 | 0 | 0 | 500 | 0 |
| Black/African American: | 0 | 0 | 0 | 0 | 0 | 0 | 500 | 0 |
| Asian: | 0 | 0 | 0 | 0 | 0 | 0 | 0 | 0 |
| American Indian/Alaskan Native: | 0 | 0 | 0 | 0 | 0 | 0 | 0 | 0 |
| Native Hawaiian/Other Pacific Islander: | 0 | 0 | 0 | 0 | 0 | 0 | 0 | 0 |
| American Indian/Alaskan Native & White: | 0 | 0 | 0 | 0 | 0 | 0 | 0 | 0 |
| Asian White: | 0 | 0 | 0 | 0 | 0 | 0 | 0 | 0 |
| Black/African American & White: | 0 | 0 | 0 | 0 | 0 | 0 | 0 | 0 |
| American Indian/Alaskan Native & Black/African American: | 0 | 0 | 0 | 0 | 0 | 0 | 0 | 0 |
| Other multi-racial: | 0 | 0 | 0 | 0 | 0 | 0 | 0 | 0 |
| Asian/Pacific Islander: | 0 | 0 | 0 | 0 | 0 | 0 | 0 | 0 |
| Hispanic: | 0 | 0 | 0 | 0 | 0 | 0 | 0 | 0 |
| Total: | 0 | 0 | 0 | 0 | 0 | 0 | 1,000 | 0 |
| Female-headed Households: | 0 | | 0 | | 0 | | | |

Income Category:

| | Owner | Renter | Total | Person |
|------------------|-------|--------|-------|--------|
| Extremely Low | 0 | 0 | 0 | 375 |
| Low Mod | 0 | 0 | 0 | 375 |
| Moderate | 0 | 0 | 0 | 250 |
| Non Low Moderate | 0 | 0 | 0 | 0 |
| Total | 0 | 0 | 0 | 1,000 |
| Percent Low/Mod | | | | 100.0% |

Annual Accomplishments

| Years | Accomplishment Narrative | # Benefitting |
|-------|--------------------------|---------------|
|-------|--------------------------|---------------|

| | | |
|------|--|--|
| 2011 | CDBG funds granted for the renovation of a facility located at 502 S. Morris to provide for the operation of a Health Center located in West Bloomington for the purpose of promoting health and wholeness by providing medical, spiritual, social and behavioral care services especially to those who are vulnerable or disadvantaged. Persons served are estimates, as the facility has not yet opened - planned opening will be late summer / early fall 2012. | |
|------|--|--|

PGM Year: 2011
Project: 0014 - PUBLIC FACILITY IMPROVMENTS
IDIS Activity: 965 - MILESTONES EARLY LEARNING CENTER

| | | | |
|-----------|---|---------------------|-------------------------------------|
| Status: | Completed 6/15/2012 12:00:00 AM | Objective: | Create suitable living environments |
| Location: | 315 Stillwell St Bloomington, IL 61701-3742 | Outcome: | Sustainability |
| | | Matrix Code: | Child Care Centers (03M) |
| | | National Objective: | LMC |

Initial Funding Date: 08/19/2011

Description:

FACILITY IMPROVEMENTS TO A DAY CARE FACILITY LOCATED NEXT TO PUBLIC HOUSING

Financing

Funded Amount: 13,105.00
 Drawn Thru Program Year: 13,105.00
 Drawn In Program Year: 0.00

Proposed Accomplishments

Public Facilities : 1

Actual Accomplishments

Number assisted:

| | Owner | | Renter | | Total | | Person | |
|--|----------|----------|----------|----------|----------|----------|-----------|----------|
| | Total | Hispanic | Total | Hispanic | Total | Hispanic | Total | Hispanic |
| White: | 0 | 0 | 0 | 0 | 0 | 0 | 26 | 7 |
| Black/African American: | 0 | 0 | 0 | 0 | 0 | 0 | 17 | 0 |
| Asian: | 0 | 0 | 0 | 0 | 0 | 0 | 1 | 0 |
| American Indian/Alaskan Native: | 0 | 0 | 0 | 0 | 0 | 0 | 0 | 0 |
| Native Hawaiian/Other Pacific Islander: | 0 | 0 | 0 | 0 | 0 | 0 | 0 | 0 |
| American Indian/Alaskan Native & White: | 0 | 0 | 0 | 0 | 0 | 0 | 0 | 0 |
| Asian White: | 0 | 0 | 0 | 0 | 0 | 0 | 0 | 0 |
| Black/African American & White: | 0 | 0 | 0 | 0 | 0 | 0 | 0 | 0 |
| American Indian/Alaskan Native & Black/African American: | 0 | 0 | 0 | 0 | 0 | 0 | 0 | 0 |
| Other multi-racial: | 0 | 0 | 0 | 0 | 0 | 0 | 16 | 0 |
| Asian/Pacific Islander: | 0 | 0 | 0 | 0 | 0 | 0 | 0 | 0 |
| Hispanic: | 0 | 0 | 0 | 0 | 0 | 0 | 0 | 0 |
| Total: | 0 | 0 | 0 | 0 | 0 | 0 | 60 | 7 |
| Female-headed Households: | 0 | | 0 | | 0 | | | |

Income Category:

| | Owner | Renter | Total | Person |
|------------------|-------|--------|-------|--------|
| Extremely Low | 0 | 0 | 0 | 31 |
| Low Mod | 0 | 0 | 0 | 20 |
| Moderate | 0 | 0 | 0 | 4 |
| Non Low Moderate | 0 | 0 | 0 | 5 |
| Total | 0 | 0 | 0 | 60 |
| Percent Low/Mod | | | | 91.7% |

Annual Accomplishments

| Years | Accomplishment Narrative | # Benefitting |
|-------|---|---------------|
| 2011 | Provided facility improvements (dead tree removal; HVAC improvements; Roof repair) to a daycare that is located next door to a public housing development - and primarily serves low and extremely low income families. | |

PGM Year: 2011
Project: 0010 - PEACE MEAL SENIOR NUTRITION PROGRAM
IDIS Activity: 966 - 2011 PEACE MEALS

Status: Completed 6/15/2012 12:00:00 AM
 Location: 915 Lincoln Ave Charleston, IL 61920-3005

Objective: Create suitable living environments
 Outcome: Availability/accessibility
 Matrix Code: Senior Services (05A) National Objective: LMC

Initial Funding Date: 10/03/2011

Description:
 PROVISION OF NUTRITIOUS MEALS FOR BLOOMINGTON SENIORS

Financing

Funded Amount: 20,000.00
 Drawn Thru Program Year: 20,000.00
 Drawn In Program Year: 0.00

Proposed Accomplishments

People (General) : 500

Actual Accomplishments

Number assisted:

| | Owner | | Renter | | Total | | Person | |
|--|----------|----------|----------|----------|----------|----------|------------|----------|
| | Total | Hispanic | Total | Hispanic | Total | Hispanic | Total | Hispanic |
| White: | 0 | 0 | 0 | 0 | 0 | 0 | 678 | 2 |
| Black/African American: | 0 | 0 | 0 | 0 | 0 | 0 | 44 | 0 |
| Asian: | 0 | 0 | 0 | 0 | 0 | 0 | 1 | 0 |
| American Indian/Alaskan Native: | 0 | 0 | 0 | 0 | 0 | 0 | 0 | 0 |
| Native Hawaiian/Other Pacific Islander: | 0 | 0 | 0 | 0 | 0 | 0 | 0 | 0 |
| American Indian/Alaskan Native & White: | 0 | 0 | 0 | 0 | 0 | 0 | 0 | 0 |
| Asian White: | 0 | 0 | 0 | 0 | 0 | 0 | 0 | 0 |
| Black/African American & White: | 0 | 0 | 0 | 0 | 0 | 0 | 0 | 0 |
| American Indian/Alaskan Native & Black/African American: | 0 | 0 | 0 | 0 | 0 | 0 | 0 | 0 |
| Other multi-racial: | 0 | 0 | 0 | 0 | 0 | 0 | 0 | 0 |
| Asian/Pacific Islander: | 0 | 0 | 0 | 0 | 0 | 0 | 0 | 0 |
| Hispanic: | 0 | 0 | 0 | 0 | 0 | 0 | 0 | 0 |
| Total: | 0 | 0 | 0 | 0 | 0 | 0 | 723 | 2 |
| Female-headed Households: | 0 | | 0 | | 0 | | | |

Income Category:

| | Owner | Renter | Total | Person |
|------------------|-------|--------|-------|--------|
| Extremely Low | 0 | 0 | 0 | 177 |
| Low Mod | 0 | 0 | 0 | 286 |
| Moderate | 0 | 0 | 0 | 185 |
| Non Low Moderate | 0 | 0 | 0 | 75 |
| Total | 0 | 0 | 0 | 723 |
| Percent Low/Mod | | | | 89.6% |

Annual Accomplishments

| Years | Accomplishment Narrative | # Benefitting |
|-------|--|---------------|
| 2011 | Provide meals to qualified senior citizens within the City of Bloomington. | |

PGM Year: 2011
Project: 0007 - DEMOLITION AND CLEARANCE
IDIS Activity: 972 - DEMO. / 604 W. WASHINGTON STREET

Status: Completed 6/25/2012 12:00:00 AM
 Location: 604 W Washington St Bloomington, IL 61701-3802

Objective: Create suitable living environments
 Outcome: Sustainability
 Matrix Code: Clearance and Demolition (04) National Objective: SBA

Initial Funding Date: 03/20/2012

Financing

Funded Amount: 25,940.49
 Drawn Thru Program Year: 25,940.49
 Drawn In Program Year: 0.00

Description:

DEMOLITION OF A VACANT, DILIPATED MULTI-FAMILY STRUCTURE.
 PLAN TO DONATE LOT TO LABYRINTH FOR NEW CONSTRUCTION OF UNITS FOR TRANSITIONAL
 HOUSING FPR RECENTLY PAROLED WOMEN.

Proposed Accomplishments

Housing Units : 4

Annual Accomplishments

| Years | Accomplishment Narrative | # Benefitting |
|-------|--|---------------|
| 2011 | DEMOLITION AND CLEARANCE OF A 7 UNIT, VACANT AND DILAPIDATED STRUCTURE THAT WAS DEEDED TO THE CITY IN LIEU OF CODE ENFORCEMENT FEES AND FINES. PLAN TO DEED TO LABYRINTH GROUP FOR THE CONSTRUCTION OF TRANSITIONAL HOUSING UNITS AND SERVICES FOR RECENTLY PAROLED WOMEN. | |

PGM Year: 2011
Project: 0008 - HOUSING REHABILITATION PROGRAM
IDIS Activity: 976 - REHAB. SEALS / #823

Status: Completed 5/10/2012 12:00:00 AM
 Location: 1608 Indiana St Bloomington, IL 61701-4733

Objective: Provide decent affordable housing
 Outcome: Availability/accessibility
 Matrix Code: Rehab; Single-Unit Residential (14A) National Objective: LMH

Initial Funding Date: 09/14/2011

Financing

Funded Amount: 18,419.30
 Drawn Thru Program Year: 18,419.30
 Drawn In Program Year: 0.00

Description:

REPLACE ROOF, SIDING, WINDOWS DOORS AND WATER HEATER

Proposed Accomplishments

Housing Units : 1

Actual Accomplishments

| Number assisted: | Owner | | Renter | | Total | | Person | |
|-------------------------|-------|----------|--------|----------|-------|----------|--------|----------|
| | Total | Hispanic | Total | Hispanic | Total | Hispanic | Total | Hispanic |
| White: | 0 | 0 | 0 | 0 | 0 | 0 | | 0 |
| Black/African American: | 1 | 0 | 0 | 0 | 1 | 0 | 0 | 0 |
| Asian: | 0 | 0 | 0 | 0 | 0 | 0 | 0 | 0 |

| | | | | | | | | |
|--|----------|----------|----------|----------|----------|----------|----------|----------|
| American Indian/Alaskan Native: | 0 | 0 | 0 | 0 | 0 | 0 | 0 | 0 |
| Native Hawaiian/Other Pacific Islander: | 0 | 0 | 0 | 0 | 0 | 0 | 0 | 0 |
| American Indian/Alaskan Native & White: | 0 | 0 | 0 | 0 | 0 | 0 | 0 | 0 |
| Asian White: | 0 | 0 | 0 | 0 | 0 | 0 | 0 | 0 |
| Black/African American & White: | 0 | 0 | 0 | 0 | 0 | 0 | 0 | 0 |
| American Indian/Alaskan Native & Black/African American: | 0 | 0 | 0 | 0 | 0 | 0 | 0 | 0 |
| Other multi-racial: | 0 | 0 | 0 | 0 | 0 | 0 | 0 | 0 |
| Asian/Pacific Islander: | 0 | 0 | 0 | 0 | 0 | 0 | 0 | 0 |
| Hispanic: | 0 | 0 | 0 | 0 | 0 | 0 | 0 | 0 |
| Total: | 1 | 0 | 0 | 0 | 1 | 0 | 0 | 0 |

Female-headed Households: 0 0 0 0

Income Category:

| | Owner | Renter | Total | Person |
|------------------|--------|--------|--------|--------|
| Extremely Low | 0 | 0 | 0 | 0 |
| Low Mod | 1 | 0 | 1 | 0 |
| Moderate | 0 | 0 | 0 | 0 |
| Non Low Moderate | 0 | 0 | 0 | 0 |
| Total | 1 | 0 | 1 | 0 |
| Percent Low/Mod | 100.0% | | 100.0% | |

Annual Accomplishments

| Years | Accomplishment Narrative | # Benefitting |
|-------|--------------------------|---------------|
|-------|--------------------------|---------------|

2011 Completed Roof, Siding, Windows, Doors and Porch Repairs; also replaced Hot Water Heater in this Single Family Owner Occupied Home

PGM Year: 2011

Project: 0015 - YOUTH SERVICES

IDIS Activity: 977 - GO 4 COLLEGE PROGRAM

Status: Completed 5/10/2012 12:00:00 AM

Location: 603 N Center St Bloomington, IL 61701-2981

Objective: Create economic opportunities

Outcome: Availability/accessibility

Matrix Code: Youth Services (05D)

National Objective: LMC

Description:

FUNDING FOR THE COLLEGE 4 YOUTH PROGRAM THROUGH CATHOLIC CHARITIES - A COLLEGE PREP PROGRAM IN COLLABORATION WITH MID-ILLINOIS DOLLAR FOR SCHOLARS FOR AT RISK YOUTH AGES 13-15.

Initial Funding Date: 08/22/2011

Financing

Funded Amount: 4,310.65

Drawn Thru Program Year: 4,310.65

Drawn In Program Year: 0.00

Proposed Accomplishments

People (General) : 11

Actual Accomplishments

| <i>Number assisted:</i> | Owner | | Renter | | Total | | Person | |
|-------------------------|-------|----------|--------|----------|-------|----------|--------|----------|
| | Total | Hispanic | Total | Hispanic | Total | Hispanic | Total | Hispanic |

| | | | | | | | | |
|--|----------|----------|----------|----------|----------|----------|-----------|----------|
| White: | 0 | 0 | 0 | 0 | 0 | 0 | 2 | 0 |
| Black/African American: | 0 | 0 | 0 | 0 | 0 | 0 | 9 | 0 |
| Asian: | 0 | 0 | 0 | 0 | 0 | 0 | 0 | 0 |
| American Indian/Alaskan Native: | 0 | 0 | 0 | 0 | 0 | 0 | 0 | 0 |
| Native Hawaiian/Other Pacific Islander: | 0 | 0 | 0 | 0 | 0 | 0 | 0 | 0 |
| American Indian/Alaskan Native & White: | 0 | 0 | 0 | 0 | 0 | 0 | 0 | 0 |
| Asian White: | 0 | 0 | 0 | 0 | 0 | 0 | 0 | 0 |
| Black/African American & White: | 0 | 0 | 0 | 0 | 0 | 0 | 0 | 0 |
| American Indian/Alaskan Native & Black/African American: | 0 | 0 | 0 | 0 | 0 | 0 | 0 | 0 |
| Other multi-racial: | 0 | 0 | 0 | 0 | 0 | 0 | 0 | 0 |
| Asian/Pacific Islander: | 0 | 0 | 0 | 0 | 0 | 0 | 0 | 0 |
| Hispanic: | 0 | 0 | 0 | 0 | 0 | 0 | 0 | 0 |
| Total: | 0 | 0 | 0 | 0 | 0 | 0 | 11 | 0 |
| Female-headed Households: | 0 | | 0 | | 0 | | | |

Income Category:

| | Owner | Renter | Total | Person |
|------------------|--------------|---------------|--------------|---------------|
| Extremely Low | 0 | 0 | 0 | 4 |
| Low Mod | 0 | 0 | 0 | 5 |
| Moderate | 0 | 0 | 0 | 2 |
| Non Low Moderate | 0 | 0 | 0 | 0 |
| Total | 0 | 0 | 0 | 11 |
| Percent Low/Mod | | | | 100.0% |

Annual Accomplishments

| Years | Accomplishment Narrative | # Benefitting |
|--------------|---|----------------------|
| 2011 | A SUMMER YOUTH PROGRAM THAT PROVIDES LEADERSHIP OPPORTUNITES, LIFE SKILL TOOLS TO PROMOTE SELF EFFICIENCY AND A MENTORING PROGRAM - ALL TO ENCOURAGE ACADEMIC SUCCESS IN HIGH SCHOOL AND COLLEGE. | |

PGM Year: 2011
Project: 0007 - DEMOLITION AND CLEARANCE
IDIS Activity: 978 - DEMO. / 1205 N. MASON

Status: Completed 5/15/2012 12:00:00 AM
Location: 1205 N Mason St Bloomington, IL 61701-1723

Objective: Create suitable living environments
Outcome: Sustainability
Matrix Code: Clearance and Demolition (04) **National Objective:** SBA

Initial Funding Date: 10/07/2011

Financing
 Funded Amount: 26,417.85
 Drawn Thru Program Year: 26,417.85
 Drawn In Program Year: 0.00

Description:
 DEMOLITION OF A VACANT, DILIPATED HOUSE.
 LOT TO BE DONATED TO HABITAT FOR CONSTRUCITON OF HOUSING FOR A LOWMODERATE INCOME HOUSEHOLD.

Proposed Accomplishments

Annual Accomplishments

| Years | Accomplishment Narrative | # Benefitting |
|-------|---|---------------|
| 2011 | Demolition and clearance of a vacant, deteriorated home located in our Low/Mod Income area. Lot donated to Habitat for the construction of a new affordable single family home. | |

PGM Year: 2011
Project: 0008 - HOUSING REHABILITATION PROGRAM
IDIS Activity: 979 - REHAB. KENNEDY / #824

Status: Completed 5/10/2012 12:00:00 AM
Location: 601 E Oakland Ave Bloomington, IL 61701-5356

Objective: Provide decent affordable housing
Outcome: Availability/accessibility
Matrix Code: Rehab; Single-Unit Residential (14A) **National Objective:** LMH

Initial Funding Date: 09/14/2011

Financing
 Funded Amount: 84,685.20
 Drawn Thru Program Year: 84,685.20
 Drawn In Program Year: 0.00

Description:
 HOUSING REHABILITATION PROJECT IN CONJUNCTION WITH THE ILLINOIS HOUSING DEVELOPMENT AUTHORITY (IHDA), SINGLE FAMILY OWNER OCCUPIED REHABILITATION (SFOOR) PROGRAM.
 CDBG UPDATES INCLUDE: ELECTRICAL, PLUMBING, DRYWALL, FLOORING, AND LEAD BASED PAINT.

Proposed Accomplishments

Housing Units : 1

Actual Accomplishments

Number assisted:

| | Owner | | Renter | | Total | | Person | |
|--|----------|----------|----------|----------|----------|----------|----------|----------|
| | Total | Hispanic | Total | Hispanic | Total | Hispanic | Total | Hispanic |
| White: | 0 | 0 | 0 | 0 | 0 | 0 | 0 | 0 |
| Black/African American: | 1 | 0 | 0 | 0 | 1 | 0 | 0 | 0 |
| Asian: | 0 | 0 | 0 | 0 | 0 | 0 | 0 | 0 |
| American Indian/Alaskan Native: | 0 | 0 | 0 | 0 | 0 | 0 | 0 | 0 |
| Native Hawaiian/Other Pacific Islander: | 0 | 0 | 0 | 0 | 0 | 0 | 0 | 0 |
| American Indian/Alaskan Native & White: | 0 | 0 | 0 | 0 | 0 | 0 | 0 | 0 |
| Asian White: | 0 | 0 | 0 | 0 | 0 | 0 | 0 | 0 |
| Black/African American & White: | 0 | 0 | 0 | 0 | 0 | 0 | 0 | 0 |
| American Indian/Alaskan Native & Black/African American: | 0 | 0 | 0 | 0 | 0 | 0 | 0 | 0 |
| Other multi-racial: | 0 | 0 | 0 | 0 | 0 | 0 | 0 | 0 |
| Asian/Pacific Islander: | 0 | 0 | 0 | 0 | 0 | 0 | 0 | 0 |
| Hispanic: | 0 | 0 | 0 | 0 | 0 | 0 | 0 | 0 |
| Total: | 1 | 0 | 0 | 0 | 1 | 0 | 0 | 0 |
| Female-headed Households: | 0 | | 0 | | 0 | | | |

Income Category:

| | Owner | Renter | Total | Person |
|---------------|-------|--------|-------|--------|
| Extremely Low | 0 | 0 | 0 | 0 |

Total: 1 0 0 0 1 0 0 0

Female-headed Households: 1 0 1

Income Category:

| | Owner | Renter | Total | Person |
|------------------|--------|--------|--------|--------|
| Extremely Low | 0 | 0 | 0 | 0 |
| Low Mod | 0 | 0 | 0 | 0 |
| Moderate | 1 | 0 | 1 | 0 |
| Non Low Moderate | 0 | 0 | 0 | 0 |
| Total | 1 | 0 | 1 | 0 |
| Percent Low/Mod | 100.0% | | 100.0% | |

Annual Accomplishments

Years **Accomplishment Narrative** **# Benefitting**

2011 EMERGENCY FURNACE REPLACEMENT IN SINGLE FAMILY OWNER OCCUPIED HOME. ALSO PROVIDED AN ILLINOIS HOUSING DEVELOPMENT AUTHORITY (IHDA), SINGLE FAMILY OWNER OCCUPIED REHAB. (SFOOR) LOAN TO BRING HOME UP TO HOUSING QUALITY STANDARDS (HQS).

PGM Year: 2011
Project: 0008 - HOUSING REHABILITATION PROGRAM
IDIS Activity: 982 - REHAB. LAWTON / #827

Status: Completed 5/10/2012 12:00:00 AM Objective: Provide decent affordable housing
 Location: 610 E Mill St Bloomington, IL 61701-5339 Outcome: Availability/accessibility
 Matrix Code: Rehab; Single-Unit Residential (14A) National Objective: LMH

Initial Funding Date: 01/04/2012 **Description:**
 EMERGENCY SEWER REPLACEMENT

Financing
 Funded Amount: 11,940.00
 Drawn Thru Program Year: 11,940.00
 Drawn In Program Year: 0.00

Proposed Accomplishments

Housing Units : 1

Actual Accomplishments

| <i>Number assisted:</i> | Owner | | Renter | | Total | | Person | |
|---|-------|----------|--------|----------|-------|----------|--------|----------|
| | Total | Hispanic | Total | Hispanic | Total | Hispanic | Total | Hispanic |
| White: | 1 | 0 | 0 | 0 | 1 | 0 | 0 | 0 |
| Black/African American: | 0 | 0 | 0 | 0 | 0 | 0 | 0 | 0 |
| Asian: | 0 | 0 | 0 | 0 | 0 | 0 | 0 | 0 |
| American Indian/Alaskan Native: | 0 | 0 | 0 | 0 | 0 | 0 | 0 | 0 |
| Native Hawaiian/Other Pacific Islander: | 0 | 0 | 0 | 0 | 0 | 0 | 0 | 0 |
| American Indian/Alaskan Native & White: | 0 | 0 | 0 | 0 | 0 | 0 | 0 | 0 |
| Asian White: | 0 | 0 | 0 | 0 | 0 | 0 | 0 | 0 |
| Black/African American & White: | 0 | 0 | 0 | 0 | 0 | 0 | 0 | 0 |

| | | | | | | | | |
|--|----------|----------|----------|----------|----------|----------|----------|----------|
| American Indian/Alaskan Native & Black/African American: | 0 | 0 | 0 | 0 | 0 | 0 | 0 | 0 |
| Other multi-racial: | 0 | 0 | 0 | 0 | 0 | 0 | 0 | 0 |
| Asian/Pacific Islander: | 0 | 0 | 0 | 0 | 0 | 0 | 0 | 0 |
| Hispanic: | 0 | 0 | 0 | 0 | 0 | 0 | 0 | 0 |
| Total: | 1 | 0 | 0 | 0 | 1 | 0 | 0 | 0 |

Female-headed Households: 0 0 0

Income Category:

| | Owner | Renter | Total | Person |
|------------------|--------|--------|--------|--------|
| Extremely Low | 0 | 0 | 0 | 0 |
| Low Mod | 0 | 0 | 0 | 0 |
| Moderate | 1 | 0 | 1 | 0 |
| Non Low Moderate | 0 | 0 | 0 | 0 |
| Total | 1 | 0 | 1 | 0 |
| Percent Low/Mod | 100.0% | | 100.0% | |

Annual Accomplishments

| Years | Accomplishment Narrative | # Benefitting |
|-------|--------------------------|---------------|
|-------|--------------------------|---------------|

2011 EMERGENCY SEWER REPLACEMENT FOR THIS SINGLE FAMILY OWNER OCCUPIED HOME.

PGM Year: 2011
Project: 0008 - HOUSING REHABILITATION PROGRAM
IDIS Activity: 983 - REHAB. KUPPERSMITH / #828

| | | | |
|-----------|---|---------------------|--------------------------------------|
| Status: | Completed 6/15/2012 12:00:00 AM | Objective: | Provide decent affordable housing |
| Location: | 210 S Florence Ave Bloomington, IL 61701-5624 | Outcome: | Availability/accessibility |
| | | Matrix Code: | Rehab; Single-Unit Residential (14A) |
| | | National Objective: | LMH |

Initial Funding Date: 01/04/2012

Financing **Description:** EMERGENCY SEWER REPLACEMENT

Funded Amount: 14,000.00
Drawn Thru Program Year: 14,000.00
Drawn In Program Year: 0.00

Proposed Accomplishments

Housing Units : 1

Actual Accomplishments

| <i>Number assisted:</i> | Owner | | Renter | | Total | | Person | |
|---|-------|----------|--------|----------|-------|----------|--------|----------|
| | Total | Hispanic | Total | Hispanic | Total | Hispanic | Total | Hispanic |
| White: | 1 | 0 | 0 | 0 | 1 | 0 | 0 | 0 |
| Black/African American: | 0 | 0 | 0 | 0 | 0 | 0 | 0 | 0 |
| Asian: | 0 | 0 | 0 | 0 | 0 | 0 | 0 | 0 |
| American Indian/Alaskan Native: | 0 | 0 | 0 | 0 | 0 | 0 | 0 | 0 |
| Native Hawaiian/Other Pacific Islander: | 0 | 0 | 0 | 0 | 0 | 0 | 0 | 0 |

| | | | | | | | | |
|--|----------|----------|----------|----------|----------|----------|----------|----------|
| American Indian/Alaskan Native & White: | 0 | 0 | 0 | 0 | 0 | 0 | 0 | 0 |
| Asian White: | 0 | 0 | 0 | 0 | 0 | 0 | 0 | 0 |
| Black/African American & White: | 0 | 0 | 0 | 0 | 0 | 0 | 0 | 0 |
| American Indian/Alaskan Native & Black/African American: | 0 | 0 | 0 | 0 | 0 | 0 | 0 | 0 |
| Other multi-racial: | 0 | 0 | 0 | 0 | 0 | 0 | 0 | 0 |
| Asian/Pacific Islander: | 0 | 0 | 0 | 0 | 0 | 0 | 0 | 0 |
| Hispanic: | 0 | 0 | 0 | 0 | 0 | 0 | 0 | 0 |
| Total: | 1 | 0 | 0 | 0 | 1 | 0 | 0 | 0 |
| Female-headed Households: | 1 | | 0 | | 1 | | | |

Income Category:

| | Owner | Renter | Total | Person |
|------------------|--------|--------|--------|--------|
| Extremely Low | 0 | 0 | 0 | 0 |
| Low Mod | 1 | 0 | 1 | 0 |
| Moderate | 0 | 0 | 0 | 0 |
| Non Low Moderate | 0 | 0 | 0 | 0 |
| Total | 1 | 0 | 1 | 0 |
| Percent Low/Mod | 100.0% | | 100.0% | |

Annual Accomplishments

| Years | Accomplishment Narrative | # Benefitting |
|-------|--------------------------|---------------|
|-------|--------------------------|---------------|

2011 Replaced sewer service to elderly, Low / Mod income, single family residence

PGM Year: 2011
Project: 0008 - HOUSING REHABILITATION PROGRAM
IDIS Activity: 984 - REHAB. RODRIGUEZ / #829

Status: Completed 5/10/2012 12:00:00 AM Objective: Provide decent affordable housing
Location: 401 W Locust St Bloomington, IL 61701-2904 Outcome: Availability/accessibility
Matrix Code: Rehab; Single-Unit Residential (14A) National Objective: LMH

Initial Funding Date: 02/13/2012 **Description:**
Roof and siding replacement

Financing
Funded Amount: 23,740.00
Drawn Thru Program Year: 23,740.00
Drawn In Program Year: 0.00

Proposed Accomplishments

Housing Units : 1

Actual Accomplishments

| <i>Number assisted:</i> | Owner | | Renter | | Total | | Person | |
|-------------------------|-------|----------|--------|----------|-------|----------|--------|----------|
| | Total | Hispanic | Total | Hispanic | Total | Hispanic | Total | Hispanic |
| White: | 1 | 1 | 0 | 0 | 1 | 1 | 0 | 0 |
| Black/African American: | 0 | 0 | 0 | 0 | 0 | 0 | 0 | 0 |

| | | | | | | | | |
|--|----------|----------|----------|----------|----------|----------|----------|----------|
| Asian: | 0 | 0 | 0 | 0 | 0 | 0 | 0 | 0 |
| American Indian/Alaskan Native: | 0 | 0 | 0 | 0 | 0 | 0 | 0 | 0 |
| Native Hawaiian/Other Pacific Islander: | 0 | 0 | 0 | 0 | 0 | 0 | 0 | 0 |
| American Indian/Alaskan Native & White: | 0 | 0 | 0 | 0 | 0 | 0 | 0 | 0 |
| Asian White: | 0 | 0 | 0 | 0 | 0 | 0 | 0 | 0 |
| Black/African American & White: | 0 | 0 | 0 | 0 | 0 | 0 | 0 | 0 |
| American Indian/Alaskan Native & Black/African American: | 0 | 0 | 0 | 0 | 0 | 0 | 0 | 0 |
| Other multi-racial: | 0 | 0 | 0 | 0 | 0 | 0 | 0 | 0 |
| Asian/Pacific Islander: | 0 | 0 | 0 | 0 | 0 | 0 | 0 | 0 |
| Hispanic: | 0 | 0 | 0 | 0 | 0 | 0 | 0 | 0 |
| Total: | 1 | 1 | 0 | 0 | 1 | 1 | 0 | 0 |

Female-headed Households: 1 0 1

Income Category:

| | Owner | Renter | Total | Person |
|------------------|--------|--------|--------|--------|
| Extremely Low | 0 | 0 | 0 | 0 |
| Low Mod | 1 | 0 | 1 | 0 |
| Moderate | 0 | 0 | 0 | 0 |
| Non Low Moderate | 0 | 0 | 0 | 0 |
| Total | 1 | 0 | 1 | 0 |
| Percent Low/Mod | 100.0% | | 100.0% | |

Annual Accomplishments

| Years | Accomplishment Narrative | # Benefitting |
|-------|--------------------------|---------------|
|-------|--------------------------|---------------|

2011 PROVIDED A ROOF REPLACEMENT AND NEW SIDING TO THIS SINGLE FAMILY OWNER OCCUPIED HOME.

PGM Year: 2011

Project: 0008 - HOUSING REHABILITATION PROGRAM

IDIS Activity: 985 - REHAB. JONES / #830

Status: Completed 5/10/2012 12:00:00 AM

Location: 610 W Mulberry St Bloomington, IL 61701-2856

Objective: Provide decent affordable housing

Outcome: Availability/accessibility

Matrix Code: Rehab; Single-Unit Residential (14A)

National Objective: LMH

Initial Funding Date: 02/29/2012

Description:

SIDING, DOORS, WATER HEATER AND ELECTRICAL

Financing

Funded Amount: 18,570.92

Drawn Thru Program Year: 18,570.92

Drawn In Program Year: 0.00

Proposed Accomplishments

Housing Units : 1

Actual Accomplishments

Number assisted:

| | Owner | | Renter | | Total | | Person | |
|--|----------|----------|----------|----------|----------|----------|----------|----------|
| | Total | Hispanic | Total | Hispanic | Total | Hispanic | Total | Hispanic |
| White: | 0 | 0 | 0 | 0 | 0 | 0 | | 0 |
| Black/African American: | 1 | 0 | 0 | 0 | 1 | 0 | 0 | 0 |
| Asian: | 0 | 0 | 0 | 0 | 0 | 0 | 0 | 0 |
| American Indian/Alaskan Native: | 0 | 0 | 0 | 0 | 0 | 0 | 0 | 0 |
| Native Hawaiian/Other Pacific Islander: | 0 | 0 | 0 | 0 | 0 | 0 | 0 | 0 |
| American Indian/Alaskan Native & White: | 0 | 0 | 0 | 0 | 0 | 0 | 0 | 0 |
| Asian White: | 0 | 0 | 0 | 0 | 0 | 0 | 0 | 0 |
| Black/African American & White: | 0 | 0 | 0 | 0 | 0 | 0 | 0 | 0 |
| American Indian/Alaskan Native & Black/African American: | 0 | 0 | 0 | 0 | 0 | 0 | 0 | 0 |
| Other multi-racial: | 0 | 0 | 0 | 0 | 0 | 0 | 0 | 0 |
| Asian/Pacific Islander: | 0 | 0 | 0 | 0 | 0 | 0 | 0 | 0 |
| Hispanic: | 0 | 0 | 0 | 0 | 0 | 0 | 0 | 0 |
| Total: | 1 | 0 | 0 | 0 | 1 | 0 | 0 | 0 |
| Female-headed Households: | 1 | | 0 | | 1 | | | |

Income Category:

| | Owner | Renter | Total | Person |
|------------------|--------|--------|--------|--------|
| Extremely Low | 1 | 0 | 1 | 0 |
| Low Mod | 0 | 0 | 0 | 0 |
| Moderate | 0 | 0 | 0 | 0 |
| Non Low Moderate | 0 | 0 | 0 | 0 |
| Total | 1 | 0 | 1 | 0 |
| Percent Low/Mod | 100.0% | | 100.0% | |

Annual Accomplishments

| Years | Accomplishment Narrative | # Benefitting |
|-------|--------------------------|---------------|
|-------|--------------------------|---------------|

| | | |
|------|---|--|
| 2011 | PROVIDED NEW SIDING, DOORS, HOT WATER HEATER AND ELECTRICAL FOR THIS SINGLE FAMILY OWNER OCCUPIED HOME. | |
|------|---|--|

PGM Year: 2011

Project: 0007 - DEMOLITION AND CLEARANCE

IDIS Activity: 986 - DEMO. 1016 W. FRONT

Status: Completed 10/24/2012 12:00:00 AM

Location: 1016 W Front St Bloomington, IL 61701-4943

Objective: Create suitable living environments

Outcome: Sustainability

Matrix Code: Clearance and Demolition (04)

National Objective: SBA

Initial Funding Date: 03/20/2012

Financing

Funded Amount: 29,409.00

Drawn Thru Program Year: 29,409.00

Description:

DEMOLITION AND CLEARANCE OF A VACANT, DILAPIDATED FIRE DAMAGED SINGLE FAMILY HOME. STRUCTURE TO BE DEMOLISHED AND YOUTHBUILD TO BUILD NEW AFFORDABLE HOUSING ON LOT.

Drawn In Program Year: 28,359.00

Proposed Accomplishments

Housing Units : 1

Annual Accomplishments

| Years | Accomplishment Narrative | # Benefitting |
|-------|---|---------------|
| 2011 | COMPLETED THE ASBESTOS INSPECTION / TESTING ON THIS VACANT, FIRE DAMAGED, SINGLE FAMILY STRUCTURE OWNED BY YOUTHBUILD. PLAN TO COMPLETE DEMOLITION AND CLEARANCE IN 2012. YOUTHBUILD TO CONSTRUCT NEW SINGLE FAMILY HOME FOR A LOW / MODERATE INCOME HOUSEHOLD. | |
| 2012 | COMPLETED THE DEMOLITION AND CLEARANCE OR A VACANT, FIRE DAMAGED, SINGLE FAMILY HOME OWNED BY YOUTHBUILD. ACTIVITY WAS STARTED IN 2011 AND COMPLETED IN 2012. YOUTHBUILD TO CONSTRUCT A NEW SINGLE FAMILY HOME FOR A LOW / MODERATE INCOME HOUSEHOLD ON THE SAME LOT. LOT LOCATED IN OUR TARGETED SLUM / BLIGHT AREA. | |

PGM Year: 2012
Project: 0001 - EMERGENCY GRANT PROGRAM
IDIS Activity: 987 - PATH - EMERGENCY GRANT PROGRAM

Status: Completed 4/30/2013 12:00:00 AM
Location: 201 E Grove St Bloomington, IL 61701-5258

Objective: Create suitable living environments
Outcome: Availability/accessibility
Matrix Code: Public Services (General) (05) **National Objective:** LMC

Initial Funding Date: 05/15/2012

Financing

Funded Amount: 20,000.00
 Drawn Thru Program Year: 20,000.00
 Drawn In Program Year: 20,000.00

Description:

Providing assistance through a local social service agency to income eligible individualshouseholds that are at risk of becoming homeless.
 Examples of assistance: rent, utility assistance, emergency home repairs, etc.

Proposed Accomplishments

People (General) : 10

Actual Accomplishments

Number assisted:

| | Owner | | Renter | | Total | | Person | |
|--|----------|----------|----------|----------|----------|----------|-----------|----------|
| | Total | Hispanic | Total | Hispanic | Total | Hispanic | Total | Hispanic |
| White: | 0 | 0 | 0 | 0 | 0 | 0 | 19 | 1 |
| Black/African American: | 0 | 0 | 0 | 0 | 0 | 0 | 15 | 0 |
| Asian: | 0 | 0 | 0 | 0 | 0 | 0 | 0 | 0 |
| American Indian/Alaskan Native: | 0 | 0 | 0 | 0 | 0 | 0 | 0 | 0 |
| Native Hawaiian/Other Pacific Islander: | 0 | 0 | 0 | 0 | 0 | 0 | 0 | 0 |
| American Indian/Alaskan Native & White: | 0 | 0 | 0 | 0 | 0 | 0 | 0 | 0 |
| Asian White: | 0 | 0 | 0 | 0 | 0 | 0 | 0 | 0 |
| Black/African American & White: | 0 | 0 | 0 | 0 | 0 | 0 | 0 | 0 |
| American Indian/Alaskan Native & Black/African American: | 0 | 0 | 0 | 0 | 0 | 0 | 0 | 0 |
| Other multi-racial: | 0 | 0 | 0 | 0 | 0 | 0 | 1 | 0 |
| Asian/Pacific Islander: | 0 | 0 | 0 | 0 | 0 | 0 | 0 | 0 |
| Hispanic: | 0 | 0 | 0 | 0 | 0 | 0 | 0 | 0 |
| Total: | 0 | 0 | 0 | 0 | 0 | 0 | 35 | 1 |

Female-headed Households: 0 0 0

Income Category:

| | Owner | Renter | Total | Person |
|------------------|-------|--------|-------|--------|
| Extremely Low | 0 | 0 | 0 | 28 |
| Low Mod | 0 | 0 | 0 | 7 |
| Moderate | 0 | 0 | 0 | 0 |
| Non Low Moderate | 0 | 0 | 0 | 0 |
| Total | 0 | 0 | 0 | 35 |
| Percent Low/Mod | | | | 100.0% |

Annual Accomplishments

| Years | Accomplishment Narrative | # Benefitting |
|-------|--|---------------|
| 2012 | Emergency housing and utility assistance to income eligible participants | |

PGM Year: 2012
Project: 0002 - HOMELESS OUTREACH WORKER
IDIS Activity: 988 - PATH HOMELESS OUTREACH WRKER

Status: Completed 4/30/2013 12:00:00 AM
 Location: 201 E Grove St Bloomington, IL 61701-5258

Objective: Create suitable living environments
 Outcome: Availability/accessibility
 Matrix Code: Public Services (General) (05) National Objective: LMC

Initial Funding Date: 05/15/2012

Financing

Funded Amount: 14,000.00
 Drawn Thru Program Year: 14,000.00
 Drawn In Program Year: 14,000.00

Description:

COMMUNITY DEVELOPMENT BLOCK GRANT FUNDS PROVIDED FOR CONTINUUM CARE MATCH MONEY FOR PATH'S HOMELESS OUTREACH WORKER

Proposed Accomplishments

People (General) : 140

Actual Accomplishments

| <i>Number assisted:</i> | Owner | | Renter | | Total | | Person | |
|--|-------|----------|--------|----------|-------|----------|--------|----------|
| | Total | Hispanic | Total | Hispanic | Total | Hispanic | Total | Hispanic |
| White: | 0 | 0 | 0 | 0 | 0 | 0 | 215 | 4 |
| Black/African American: | 0 | 0 | 0 | 0 | 0 | 0 | 237 | 0 |
| Asian: | 0 | 0 | 0 | 0 | 0 | 0 | 0 | 0 |
| American Indian/Alaskan Native: | 0 | 0 | 0 | 0 | 0 | 0 | 1 | 0 |
| Native Hawaiian/Other Pacific Islander: | 0 | 0 | 0 | 0 | 0 | 0 | 0 | 0 |
| American Indian/Alaskan Native & White: | 0 | 0 | 0 | 0 | 0 | 0 | 5 | 0 |
| Asian White: | 0 | 0 | 0 | 0 | 0 | 0 | 0 | 0 |
| Black/African American & White: | 0 | 0 | 0 | 0 | 0 | 0 | 0 | 0 |
| American Indian/Alaskan Native & Black/African American: | 0 | 0 | 0 | 0 | 0 | 0 | 1 | 0 |
| Other multi-racial: | 0 | 0 | 0 | 0 | 0 | 0 | 5 | 0 |

| | | | | | | | | |
|---------------------------|----------|----------|----------|----------|----------|----------|------------|----------|
| Asian/Pacific Islander: | 0 | 0 | 0 | 0 | 0 | 0 | 0 | 0 |
| Hispanic: | 0 | 0 | 0 | 0 | 0 | 0 | 0 | 0 |
| Total: | 0 | 0 | 0 | 0 | 0 | 0 | 464 | 4 |
| Female-headed Households: | 0 | | 0 | | 0 | | | |

Income Category:

| | Owner | Renter | Total | Person |
|------------------|-------|--------|-------|--------|
| Extremely Low | 0 | 0 | 0 | 427 |
| Low Mod | 0 | 0 | 0 | 37 |
| Moderate | 0 | 0 | 0 | 0 |
| Non Low Moderate | 0 | 0 | 0 | 0 |
| Total | 0 | 0 | 0 | 464 |
| Percent Low/Mod | | | | 100.0% |

Annual Accomplishments

| Years | Accomplishment Narrative | # Benefitting |
|-------|--------------------------|---------------|
|-------|--------------------------|---------------|

2012 PATH AGENCY STAFF PROVIDED OUTREACH SERVICES TO HOMELESS CLIENTS

PGM Year: 2012
Project: 0003 - HOUSING & BENEFIT SPECIALIST
IDIS Activity: 989 - PATH - HSING & BENEFIT SPECIALIST

Status: Completed 4/30/2013 12:00:00 AM
Location: 201 E Grove St Bloomington, IL 61701-5258

Objective: Create suitable living environments
Outcome: Availability/accessibility
Matrix Code: Public Services (General) (05) National Objective: LMC

Initial Funding Date: 05/15/2012

Financing

Funded Amount: 9,680.00
Drawn Thru Program Year: 9,680.00
Drawn In Program Year: 9,680.00

Description:

COMMUNITY DEVELOPMENT BLOCK GRANT FUNDS PROVIDED TO PATH AS CONTINUUM OF CARE MATCH MONEY FOR THE HOUSING AND BENEFITS SPECIALIST POSITION

Proposed Accomplishments

People (General) : 180

Actual Accomplishments

| <i>Number assisted:</i> | Owner | | Renter | | Total | | Person | |
|---|-------|----------|--------|----------|-------|----------|--------|----------|
| | Total | Hispanic | Total | Hispanic | Total | Hispanic | Total | Hispanic |
| White: | 0 | 0 | 0 | 0 | 0 | 0 | 109 | 5 |
| Black/African American: | 0 | 0 | 0 | 0 | 0 | 0 | 96 | 0 |
| Asian: | 0 | 0 | 0 | 0 | 0 | 0 | 0 | 0 |
| American Indian/Alaskan Native: | 0 | 0 | 0 | 0 | 0 | 0 | 0 | 0 |
| Native Hawaiian/Other Pacific Islander: | 0 | 0 | 0 | 0 | 0 | 0 | 0 | 0 |
| American Indian/Alaskan Native & White: | 0 | 0 | 0 | 0 | 0 | 0 | 2 | 0 |
| Asian White: | 0 | 0 | 0 | 0 | 0 | 0 | 0 | 0 |

| | | | | | | | | |
|--|----------|----------|----------|----------|----------|----------|------------|----------|
| Black/African American & White: | 0 | 0 | 0 | 0 | 0 | 0 | 1 | 0 |
| American Indian/Alaskan Native & Black/African American: | 0 | 0 | 0 | 0 | 0 | 0 | 0 | 0 |
| Other multi-racial: | 0 | 0 | 0 | 0 | 0 | 0 | 2 | 0 |
| Asian/Pacific Islander: | 0 | 0 | 0 | 0 | 0 | 0 | 0 | 0 |
| Hispanic: | 0 | 0 | 0 | 0 | 0 | 0 | 0 | 0 |
| Total: | 0 | 0 | 0 | 0 | 0 | 0 | 210 | 5 |

Female-headed Households: 0 0 0 0

Income Category:

| | Owner | Renter | Total | Person |
|------------------|--------|--------|-------|--------|
| Extremely Low | 0 | 0 | 0 | 206 |
| Low Mod | 0 | 0 | 0 | 4 |
| Moderate | 0 | 0 | 0 | 0 |
| Non Low Moderate | 0 | 0 | 0 | 0 |
| Total | 0 | 0 | 0 | 210 |
| Percent Low/Mod | 100.0% | | | |

Annual Accomplishments

| Years | Accomplishment Narrative | # Benefitting |
|-------|--|---------------|
| 2012 | CONTINUUM OF CARE MATCH MONEY PAID TO THE PATH AGENCY FOR A HOUSING AND BENEFITS SPECIALIST TO SERVE THE HOMELESS POPULATION | |

PGM Year: 2012
Project: 0004 - JOB TRAINING / LIFE SKILLS CLASS
IDIS Activity: 990 - BHA / MOTIVATION INC. SECTION 3 TRNG.

Status: Completed 4/30/2013 12:00:00 AM
Location: 104 E Wood St Bloomington, IL 61701-6791

Objective: Create economic opportunities
Outcome: Availability/accessibility
Matrix Code: Employment Training (05H) National Objective: LMC

Initial Funding Date: 07/10/2012

Financing

Funded Amount: 10,000.00
Drawn Thru Program Year: 10,000.00
Drawn In Program Year: 10,000.00

Description:

SECTION 3 JOB AND LIFE SKILLS TRAINING PROVIDED TO BLOOMINGTON HOUSING AUTHORITY RESIDENTS

Proposed Accomplishments

People (General) : 100

Actual Accomplishments

| <i>Number assisted:</i> | Owner | | Renter | | Total | | Person | |
|-------------------------|-------|----------|--------|----------|-------|----------|--------|----------|
| | Total | Hispanic | Total | Hispanic | Total | Hispanic | Total | Hispanic |
| White: | 0 | 0 | 0 | 0 | 0 | 0 | 3 | 0 |
| Black/African American: | 0 | 0 | 0 | 0 | 0 | 0 | 20 | 0 |
| Asian: | 0 | 0 | 0 | 0 | 0 | 0 | 0 | 0 |

| | | | | | | | | |
|--|----------|----------|----------|----------|----------|----------|-----------|----------|
| American Indian/Alaskan Native: | 0 | 0 | 0 | 0 | 0 | 0 | 0 | 0 |
| Native Hawaiian/Other Pacific Islander: | 0 | 0 | 0 | 0 | 0 | 0 | 0 | 0 |
| American Indian/Alaskan Native & White: | 0 | 0 | 0 | 0 | 0 | 0 | 0 | 0 |
| Asian White: | 0 | 0 | 0 | 0 | 0 | 0 | 0 | 0 |
| Black/African American & White: | 0 | 0 | 0 | 0 | 0 | 0 | 0 | 0 |
| American Indian/Alaskan Native & Black/African American: | 0 | 0 | 0 | 0 | 0 | 0 | 0 | 0 |
| Other multi-racial: | 0 | 0 | 0 | 0 | 0 | 0 | 0 | 0 |
| Asian/Pacific Islander: | 0 | 0 | 0 | 0 | 0 | 0 | 0 | 0 |
| Hispanic: | 0 | 0 | 0 | 0 | 0 | 0 | 0 | 0 |
| Total: | 0 | 0 | 0 | 0 | 0 | 0 | 23 | 0 |

Female-headed Households: 0 0 0 0

Income Category:

| | Owner | Renter | Total | Person |
|------------------|-------|--------|-------|--------|
| Extremely Low | 0 | 0 | 0 | 19 |
| Low Mod | 0 | 0 | 0 | 3 |
| Moderate | 0 | 0 | 0 | 1 |
| Non Low Moderate | 0 | 0 | 0 | 0 |
| Total | 0 | 0 | 0 | 23 |
| Percent Low/Mod | | | | 100.0% |

Annual Accomplishments

| Years | Accomplishment Narrative | # Benefitting |
|-------|---|---------------|
| 2012 | SECTION 3 JOB AND LIFE SKILLS TRAINING PROVIDED TO 23 BLOOMINGTON HOUSING AUTHORITY RESIDENTS, AUGUST 13-17, 2012; BY MOTIVATION INC. | |

PGM Year: 2012
Project: 0005 - PLANNING AND ADMINISTRATION
IDIS Activity: 991 - CDBG ADMIN. EXPENSES

Status: Completed 5/20/2013 12:00:00 AM
Location: ,

Objective:
Outcome:
Matrix Code: Planning (20) National Objective:

Initial Funding Date: 05/15/2012

Financing

Funded Amount: 22,806.41
Drawn Thru Program Year: 22,806.41
Drawn In Program Year: 22,806.41

Description:

EXPENSES ASSOCIATED WITH THE ADMINISTRATION OF THE COMMUNITY DEVELOPMENT BLOCK GRANT PROGRAM, I.E. PROFESSIONAL SERVICES, ADVERTISING, POSTAGE, TRAVEL TRAINING

Proposed Accomplishments

Actual Accomplishments

| <i>Number assisted:</i> | Owner | | Renter | | Total | | Person | |
|-------------------------|-------|----------|--------|----------|-------|----------|--------|----------|
| | Total | Hispanic | Total | Hispanic | Total | Hispanic | Total | Hispanic |

| | | |
|--|----------|----------|
| White: | 0 | 0 |
| Black/African American: | 0 | 0 |
| Asian: | 0 | 0 |
| American Indian/Alaskan Native: | 0 | 0 |
| Native Hawaiian/Other Pacific Islander: | 0 | 0 |
| American Indian/Alaskan Native & White: | 0 | 0 |
| Asian White: | 0 | 0 |
| Black/African American & White: | 0 | 0 |
| American Indian/Alaskan Native & Black/African American: | 0 | 0 |
| Other multi-racial: | 0 | 0 |
| Asian/Pacific Islander: | 0 | 0 |
| Hispanic: | 0 | 0 |
| Total: | 0 | 0 |

Female-headed Households: 0

Income Category:

| | Owner | Renter | Total | Person |
|------------------|-------|--------|-------|--------|
| Extremely Low | | | 0 | |
| Low Mod | | | 0 | |
| Moderate | | | 0 | |
| Non Low Moderate | | | 0 | |
| Total | 0 | 0 | 0 | 0 |
| Percent Low/Mod | | | | |

Annual Accomplishments

No data returned for this view. This might be because the applied filter excludes all data.

PGM Year: 2012
Project: 0007 - HOUSING REHABILITATION PROGRAM
IDIS Activity: 992 - REHAB. WILBURN / #831

Status: Completed 10/1/2012 12:00:00 AM
Location: 805 S East St Bloomington, IL 61701-6704

Objective: Provide decent affordable housing
Outcome: Availability/accessibility
Matrix Code: Rehab; Single-Unit Residential (14A) National Objective: LMH

Initial Funding Date: 05/15/2012

Financing

Funded Amount: 2,000.00

Description:

ELECTRICAL SERVICE AND PANEL REPLACEMENT IN A SINGLE FAMILY HOME.

Drawn Thru Program Year: 2,000.00

Drawn In Program Year: 2,000.00

Proposed Accomplishments

Housing Units : 1

Actual Accomplishments

Number assisted:

| | Owner | | Renter | | Total | | Person | |
|--|----------|----------|----------|----------|----------|----------|----------|----------|
| | Total | Hispanic | Total | Hispanic | Total | Hispanic | Total | Hispanic |
| White: | 1 | 0 | 0 | 0 | 1 | 0 | 0 | 0 |
| Black/African American: | 0 | 0 | 0 | 0 | 0 | 0 | 0 | 0 |
| Asian: | 0 | 0 | 0 | 0 | 0 | 0 | 0 | 0 |
| American Indian/Alaskan Native: | 0 | 0 | 0 | 0 | 0 | 0 | 0 | 0 |
| Native Hawaiian/Other Pacific Islander: | 0 | 0 | 0 | 0 | 0 | 0 | 0 | 0 |
| American Indian/Alaskan Native & White: | 0 | 0 | 0 | 0 | 0 | 0 | 0 | 0 |
| Asian White: | 0 | 0 | 0 | 0 | 0 | 0 | 0 | 0 |
| Black/African American & White: | 0 | 0 | 0 | 0 | 0 | 0 | 0 | 0 |
| American Indian/Alaskan Native & Black/African American: | 0 | 0 | 0 | 0 | 0 | 0 | 0 | 0 |
| Other multi-racial: | 0 | 0 | 0 | 0 | 0 | 0 | 0 | 0 |
| Asian/Pacific Islander: | 0 | 0 | 0 | 0 | 0 | 0 | 0 | 0 |
| Hispanic: | 0 | 0 | 0 | 0 | 0 | 0 | 0 | 0 |
| Total: | 1 | 0 | 0 | 0 | 1 | 0 | 0 | 0 |
| Female-headed Households: | 0 | | 0 | | 0 | | | |

Income Category:

| | Owner | Renter | Total | Person |
|------------------|--------|--------|--------|--------|
| Extremely Low | 0 | 0 | 0 | 0 |
| Low Mod | 1 | 0 | 1 | 0 |
| Moderate | 0 | 0 | 0 | 0 |
| Non Low Moderate | 0 | 0 | 0 | 0 |
| Total | 1 | 0 | 1 | 0 |
| Percent Low/Mod | 100.0% | | 100.0% | |

Annual Accomplishments

| Years | Accomplishment Narrative | # Benefitting |
|-------|--|---------------|
| 2012 | EMERGENCY ELECTRICAL SERVICE AND PANEL INSTALLED IN A SINGLE FAMILY LOW-MODERATE INCOME RESIDENCE - CURRENT SERVICE / PANEL SEVERELY OVER LOADED AND A FIRE HAZARD | |

PGM Year: 2012
Project: 0008 - REHABILITATION SERVICE DELIVERY
IDIS Activity: 993 - HOUSING REHAB. SERVICE / DELIVERY

Status: Completed 5/20/2013 12:00:00 AM
Location: 1402 W Grove St Bloomington, IL 61701-4726

Objective: Provide decent affordable housing
Outcome: Availability/accessibility
Matrix Code: Rehabilitation Administration (14H)

National Objective: LMH

Initial Funding Date: 05/15/2012

Description:

EXPENSES RELATED TO THE DELIVERY OF SERVICES FOR THE HOUSING REHABILITATION PROGRAM: I.E. DOCUMENT RECORDING FEES, TITLE WORK, CREDIT REPORTS, TRAVEL TRAINING

Financing

Funded Amount: 2,137.10
 Drawn Thru Program Year: 2,137.10
 Drawn In Program Year: 2,137.10

Proposed Accomplishments

Actual Accomplishments

Number assisted:

| | Owner | | Renter | | Total | | Person | |
|--|-----------|----------|----------|----------|-----------|----------|----------|----------|
| | Total | Hispanic | Total | Hispanic | Total | Hispanic | Total | Hispanic |
| White: | 24 | 0 | 0 | 0 | 24 | 0 | 0 | 0 |
| Black/African American: | 6 | 0 | 0 | 0 | 6 | 0 | 0 | 0 |
| Asian: | 0 | 0 | 0 | 0 | 0 | 0 | 0 | 0 |
| American Indian/Alaskan Native: | 0 | 0 | 0 | 0 | 0 | 0 | 0 | 0 |
| Native Hawaiian/Other Pacific Islander: | 0 | 0 | 0 | 0 | 0 | 0 | 0 | 0 |
| American Indian/Alaskan Native & White: | 0 | 0 | 0 | 0 | 0 | 0 | 0 | 0 |
| Asian White: | 0 | 0 | 0 | 0 | 0 | 0 | 0 | 0 |
| Black/African American & White: | 0 | 0 | 0 | 0 | 0 | 0 | 0 | 0 |
| American Indian/Alaskan Native & Black/African American: | 0 | 0 | 0 | 0 | 0 | 0 | 0 | 0 |
| Other multi-racial: | 0 | 0 | 0 | 0 | 0 | 0 | 0 | 0 |
| Asian/Pacific Islander: | 0 | 0 | 0 | 0 | 0 | 0 | 0 | 0 |
| Hispanic: | 0 | 0 | 0 | 0 | 0 | 0 | 0 | 0 |
| Total: | 30 | 0 | 0 | 0 | 30 | 0 | 0 | 0 |
| Female-headed Households: | 20 | | 0 | | 20 | | | |

Income Category:

| | Owner | Renter | Total | Person |
|------------------|-------|--------|-------|--------|
| Extremely Low | 7 | 0 | 7 | 0 |
| Low Mod | 14 | 0 | 14 | 0 |
| Moderate | 8 | 0 | 8 | 0 |
| Non Low Moderate | 1 | 0 | 1 | 0 |
| Total | 30 | 0 | 30 | 0 |
| Percent Low/Mod | 96.7% | | 96.7% | |

Annual Accomplishments

| Years | Accomplishment Narrative | # Benefitting |
|-------|--|---------------|
| 2011 | Service delivery costs associated with the Housing Rehabilitation Program, such as: credit reports, travel / training, document recording fees, environmental testing and other contracted services. 30 Loans / Grants provided. | |
| 2012 | PROVIDED 30 HOUSING REHABILITATION LOANS / GRANTS TO INCOME ELIGIBLE SINGLE FAMILY OWNER OCCUPIED HOMES. | |

PGM Year: 2012
Project: 0009 - PEACE MEAL SENIOR NUTRITION PROGRAM
IDIS Activity: 994 - PEACE MEAL SR. NUTRITION PRG.

Status: Completed 4/30/2013 12:00:00 AM
 Location: 1003 Maple Hill Rd Bloomington, IL 61705-9327

Objective: Create suitable living environments
 Outcome: Availability/accessibility
 Matrix Code: Senior Services (05A) National Objective: LMC

Initial Funding Date: 05/15/2012

Financing

Funded Amount: 20,000.00
 Drawn Thru Program Year: 20,000.00
 Drawn In Program Year: 20,000.00

Description:

CONGREGATE AND HOME DELIVERED MEALS PROVIDED FOR SENIOR CITIZENS IN BLOOMINGTON.

Proposed Accomplishments

People (General) : 500

Actual Accomplishments

Number assisted:

| | Owner | | Renter | | Total | | Person | |
|--|----------|----------|----------|----------|----------|----------|------------|----------|
| | Total | Hispanic | Total | Hispanic | Total | Hispanic | Total | Hispanic |
| White: | 0 | 0 | 0 | 0 | 0 | 0 | 367 | 3 |
| Black/African American: | 0 | 0 | 0 | 0 | 0 | 0 | 25 | 0 |
| Asian: | 0 | 0 | 0 | 0 | 0 | 0 | 1 | 0 |
| American Indian/Alaskan Native: | 0 | 0 | 0 | 0 | 0 | 0 | 0 | 0 |
| Native Hawaiian/Other Pacific Islander: | 0 | 0 | 0 | 0 | 0 | 0 | 0 | 0 |
| American Indian/Alaskan Native & White: | 0 | 0 | 0 | 0 | 0 | 0 | 0 | 0 |
| Asian White: | 0 | 0 | 0 | 0 | 0 | 0 | 0 | 0 |
| Black/African American & White: | 0 | 0 | 0 | 0 | 0 | 0 | 0 | 0 |
| American Indian/Alaskan Native & Black/African American: | 0 | 0 | 0 | 0 | 0 | 0 | 0 | 0 |
| Other multi-racial: | 0 | 0 | 0 | 0 | 0 | 0 | 0 | 0 |
| Asian/Pacific Islander: | 0 | 0 | 0 | 0 | 0 | 0 | 0 | 0 |
| Hispanic: | 0 | 0 | 0 | 0 | 0 | 0 | 0 | 0 |
| Total: | 0 | 0 | 0 | 0 | 0 | 0 | 393 | 3 |
| Female-headed Households: | 0 | | 0 | | 0 | | | |

Income Category:

| | Owner | Renter | Total | Person |
|------------------|-------|--------|-------|--------|
| Extremely Low | 0 | 0 | 0 | 95 |
| Low Mod | 0 | 0 | 0 | 155 |
| Moderate | 0 | 0 | 0 | 99 |
| Non Low Moderate | 0 | 0 | 0 | 44 |
| Total | 0 | 0 | 0 | 393 |
| Percent Low/Mod | | | | 88.8% |

Annual Accomplishments

| Years | Accomplishment Narrative | # Benefitting |
|-------|--|---------------|
| 2012 | PROVIDED APPROXIMATELY 4000 HOME DELIVERED AND CONGREGATE MEAL SERVICES TO BLOOMINGTON SENIORS, IN CONJUNCTION WITH STATE AND FEDERAL FUNDS. | |

PGM Year: 2012
Project: 0010 - YOUTH SERVICES
IDIS Activity: 995 - GO 4 COLLEGE YOUTH PROGRAM

Status: Canceled 4/30/2013 12:00:00 AM
 Location: 603 N Center St Bloomington, IL 61701-2981

Objective: Create economic opportunities
 Outcome: Availability/accessibility
 Matrix Code: Youth Services (05D) National Objective: LMC

Initial Funding Date: 05/15/2012

Financing

Funded Amount: 0.00
 Drawn Thru Program Year: 0.00
 Drawn In Program Year: 0.00

Description:

LIFE SKILLS PROVIDED FOR SUCCESSFUL CAREER CHOICES THROUGH DOLLARS FOR SCHOLARS PROGRAM FOR AT RISK YOUTH AGES 13-15

Proposed Accomplishments

People (General) : 15

Actual Accomplishments

Number assisted:

| | Owner | | Renter | | Total | | Person | |
|--|----------|----------|----------|----------|----------|----------|----------|----------|
| | Total | Hispanic | Total | Hispanic | Total | Hispanic | Total | Hispanic |
| White: | 0 | 0 | 0 | 0 | 0 | 0 | | 0 |
| Black/African American: | 0 | 0 | 0 | 0 | 0 | 0 | 0 | 0 |
| Asian: | 0 | 0 | 0 | 0 | 0 | 0 | 0 | 0 |
| American Indian/Alaskan Native: | 0 | 0 | 0 | 0 | 0 | 0 | 0 | 0 |
| Native Hawaiian/Other Pacific Islander: | 0 | 0 | 0 | 0 | 0 | 0 | 0 | 0 |
| American Indian/Alaskan Native & White: | 0 | 0 | 0 | 0 | 0 | 0 | 0 | 0 |
| Asian White: | 0 | 0 | 0 | 0 | 0 | 0 | 0 | 0 |
| Black/African American & White: | 0 | 0 | 0 | 0 | 0 | 0 | 0 | 0 |
| American Indian/Alaskan Native & Black/African American: | 0 | 0 | 0 | 0 | 0 | 0 | 0 | 0 |
| Other multi-racial: | 0 | 0 | 0 | 0 | 0 | 0 | 0 | 0 |
| Asian/Pacific Islander: | 0 | 0 | 0 | 0 | 0 | 0 | 0 | 0 |
| Hispanic: | 0 | 0 | 0 | 0 | 0 | 0 | 0 | 0 |
| Total: | 0 | 0 | 0 | 0 | 0 | 0 | 0 | 0 |
| Female-headed Households: | 0 | | 0 | | 0 | | | |

Income Category:

| | Owner | Renter | Total | Person |
|------------------|-------|--------|-------|--------|
| Extremely Low | 0 | 0 | 0 | 0 |
| Low Mod | 0 | 0 | 0 | 0 |
| Moderate | 0 | 0 | 0 | 0 |
| Non Low Moderate | 0 | 0 | 0 | 0 |
| Total | 0 | 0 | 0 | 0 |
| Percent Low/Mod | | | | |

Annual Accomplishments

No data returned for this view. This might be because the applied filter excludes all data.

PGM Year: 2012
Project: 0011 - PUBLIC SERVICE - COUNSELING
IDIS Activity: 996 - LABYRINTH COUNSELING SERVICES

Status: Completed 4/30/2013 12:00:00 AM
 Location: PO Box 5165 Bloomington, IL 61702-5165

Objective: Create suitable living environments
 Outcome: Sustainability
 Matrix Code: Public Services (General) (05) National Objective: LMC

Initial Funding Date: 05/15/2012

Financing

Funded Amount: 10,000.00
 Drawn Thru Program Year: 10,000.00
 Drawn In Program Year: 10,000.00

Description:

COUNSELING SERVICES PROVIDED BY LABYRINTH GROUP TO RECENTLY PAROLED WOMEN.

Proposed Accomplishments

People (General) : 10

Actual Accomplishments

Number assisted:

| | Owner | | Renter | | Total | | Person | |
|--|----------|----------|----------|----------|----------|----------|-----------|----------|
| | Total | Hispanic | Total | Hispanic | Total | Hispanic | Total | Hispanic |
| White: | 0 | 0 | 0 | 0 | 0 | 0 | 14 | 0 |
| Black/African American: | 0 | 0 | 0 | 0 | 0 | 0 | 6 | 0 |
| Asian: | 0 | 0 | 0 | 0 | 0 | 0 | 0 | 0 |
| American Indian/Alaskan Native: | 0 | 0 | 0 | 0 | 0 | 0 | 2 | 0 |
| Native Hawaiian/Other Pacific Islander: | 0 | 0 | 0 | 0 | 0 | 0 | 0 | 0 |
| American Indian/Alaskan Native & White: | 0 | 0 | 0 | 0 | 0 | 0 | 0 | 0 |
| Asian White: | 0 | 0 | 0 | 0 | 0 | 0 | 0 | 0 |
| Black/African American & White: | 0 | 0 | 0 | 0 | 0 | 0 | 0 | 0 |
| American Indian/Alaskan Native & Black/African American: | 0 | 0 | 0 | 0 | 0 | 0 | 0 | 0 |
| Other multi-racial: | 0 | 0 | 0 | 0 | 0 | 0 | 0 | 0 |
| Asian/Pacific Islander: | 0 | 0 | 0 | 0 | 0 | 0 | 0 | 0 |
| Hispanic: | 0 | 0 | 0 | 0 | 0 | 0 | 0 | 0 |
| Total: | 0 | 0 | 0 | 0 | 0 | 0 | 22 | 0 |
| Female-headed Households: | 0 | | 0 | | 0 | | | |

Income Category:

| | Owner | Renter | Total | Person |
|------------------|-------|--------|-------|--------|
| Extremely Low | 0 | 0 | 0 | 22 |
| Low Mod | 0 | 0 | 0 | 0 |
| Moderate | 0 | 0 | 0 | 0 |
| Non Low Moderate | 0 | 0 | 0 | 0 |
| Total | 0 | 0 | 0 | 22 |
| Percent Low/Mod | | | | 100.0% |

Annual Accomplishments

| Years | Accomplishment Narrative | # Benefitting |
|-------|--------------------------|---------------|
|-------|--------------------------|---------------|

2012 COUNSELING SERVICES PROVIDED BY LABYRINTH GROUP TO RECENTLY PAROLED WOMEN.

PGM Year: 2012

Project: 0007 - HOUSING REHABILITATION PROGRAM

IDIS Activity: 997 - REHAB. MANNS / #832

Status: Completed 10/1/2012 12:00:00 AM

Location: 1005 S Center St Bloomington, IL 61701-6610

Objective: Provide decent affordable housing

Outcome: Availability/accessibility

Matrix Code: Rehab; Single-Unit Residential (14A)

National Objective: LMH

Initial Funding Date: 05/31/2012

Financing

Funded Amount: 13,837.80

Drawn Thru Program Year: 13,837.80

Drawn In Program Year: 13,837.80

Description:

REPLACE WINDOWS, DOORS, FLOORING AND HANDRAILS IN THIS INCOME ELIGIBLE SINGLE FAMILY RESIDENCE

Proposed Accomplishments

Housing Units : 1

Actual Accomplishments

Number assisted:

| | Owner | | Renter | | Total | | Person | |
|--|-------|----------|--------|----------|-------|----------|--------|----------|
| | Total | Hispanic | Total | Hispanic | Total | Hispanic | Total | Hispanic |
| White: | 0 | 0 | 0 | 0 | 0 | 0 | | 0 |
| Black/African American: | 1 | 0 | 0 | 0 | 1 | 0 | 0 | 0 |
| Asian: | 0 | 0 | 0 | 0 | 0 | 0 | 0 | 0 |
| American Indian/Alaskan Native: | 0 | 0 | 0 | 0 | 0 | 0 | 0 | 0 |
| Native Hawaiian/Other Pacific Islander: | 0 | 0 | 0 | 0 | 0 | 0 | 0 | 0 |
| American Indian/Alaskan Native & White: | 0 | 0 | 0 | 0 | 0 | 0 | 0 | 0 |
| Asian White: | 0 | 0 | 0 | 0 | 0 | 0 | 0 | 0 |
| Black/African American & White: | 0 | 0 | 0 | 0 | 0 | 0 | 0 | 0 |
| American Indian/Alaskan Native & Black/African American: | 0 | 0 | 0 | 0 | 0 | 0 | 0 | 0 |
| Other multi-racial: | 0 | 0 | 0 | 0 | 0 | 0 | 0 | 0 |
| Asian/Pacific Islander: | 0 | 0 | 0 | 0 | 0 | 0 | 0 | 0 |
| Hispanic: | 0 | 0 | 0 | 0 | 0 | 0 | 0 | 0 |

Total: 1 0 0 0 1 0 0 0

Female-headed Households: 1 0 1

Income Category:

| | Owner | Renter | Total | Person |
|------------------|--------|--------|--------|--------|
| Extremely Low | 0 | 0 | 0 | 0 |
| Low Mod | 1 | 0 | 1 | 0 |
| Moderate | 0 | 0 | 0 | 0 |
| Non Low Moderate | 0 | 0 | 0 | 0 |
| Total | 1 | 0 | 1 | 0 |
| Percent Low/Mod | 100.0% | | 100.0% | |

Annual Accomplishments

Years **Accomplishment Narrative** **# Benefitting**

2012 REPLACED WINDOWS, DOORS, FLOORING AND A HANDRAIL FOR A SINGLE FAMILY, LOW-MODERATE INCOME HOME

PGM Year: 2012
Project: 0007 - HOUSING REHABILITATION PROGRAM
IDIS Activity: 998 - REHAB. HABITAT-LIVINGSTON / #833

Status: Completed 10/1/2012 12:00:00 AM Objective: Provide decent affordable housing
Location: 1202 N Livingston St Bloomington, IL 61701-1535 Outcome: Availability/accessibility
Matrix Code: Rehab; Single-Unit Residential (14A) National Objective: LMH

Initial Funding Date: 05/31/2012

Description:
WATER SERVICE REPLACEMENT FOR NEW HABITAT HOUSE

Financing

Funded Amount: 4,450.00
Drawn Thru Program Year: 4,450.00
Drawn In Program Year: 4,450.00

Proposed Accomplishments

Housing Units : 1

Actual Accomplishments

| <i>Number assisted:</i> | Owner | | Renter | | Total | | Person | |
|--|-------|----------|--------|----------|-------|----------|--------|----------|
| | Total | Hispanic | Total | Hispanic | Total | Hispanic | Total | Hispanic |
| White: | 0 | 0 | 0 | 0 | 0 | 0 | | 0 |
| Black/African American: | 1 | 0 | 0 | 0 | 1 | 0 | 0 | 0 |
| Asian: | 0 | 0 | 0 | 0 | 0 | 0 | 0 | 0 |
| American Indian/Alaskan Native: | 0 | 0 | 0 | 0 | 0 | 0 | 0 | 0 |
| Native Hawaiian/Other Pacific Islander: | 0 | 0 | 0 | 0 | 0 | 0 | 0 | 0 |
| American Indian/Alaskan Native & White: | 0 | 0 | 0 | 0 | 0 | 0 | 0 | 0 |
| Asian White: | 0 | 0 | 0 | 0 | 0 | 0 | 0 | 0 |
| Black/African American & White: | 0 | 0 | 0 | 0 | 0 | 0 | 0 | 0 |
| American Indian/Alaskan Native & Black/African American: | 0 | 0 | 0 | 0 | 0 | 0 | 0 | 0 |

| | | | | | | | | |
|---------------------------|----------|----------|----------|----------|----------|----------|----------|----------|
| Other multi-racial: | 0 | 0 | 0 | 0 | 0 | 0 | 0 | 0 |
| Asian/Pacific Islander: | 0 | 0 | 0 | 0 | 0 | 0 | 0 | 0 |
| Hispanic: | 0 | 0 | 0 | 0 | 0 | 0 | 0 | 0 |
| Total: | 1 | 0 | 0 | 0 | 1 | 0 | 0 | 0 |
| Female-headed Households: | 1 | | 0 | | 1 | | | |

Income Category:

| | Owner | Renter | Total | Person |
|------------------|--------|--------|--------|--------|
| Extremely Low | 0 | 0 | 0 | 0 |
| Low Mod | 1 | 0 | 1 | 0 |
| Moderate | 0 | 0 | 0 | 0 |
| Non Low Moderate | 0 | 0 | 0 | 0 |
| Total | 1 | 0 | 1 | 0 |
| Percent Low/Mod | 100.0% | | 100.0% | |

Annual Accomplishments

| Years | Accomplishment Narrative | # Benefitting |
|-------|--------------------------|---------------|
|-------|--------------------------|---------------|

2012 INSTALLED A NEW WATER SERVICE FOR A HABITAT NEW CONSTRUCTION HOME AND FAMILY

PGM Year: 2012
Project: 0007 - HOUSING REHABILITATION PROGRAM
IDIS Activity: 999 - REHAB. WIGGINS / #834

Status: Completed 10/1/2012 12:00:00 AM Objective: Provide decent affordable housing
Location: 804 W Monroe St Bloomington, IL 61701-3854 Outcome: Availability/accessibility
Matrix Code: Rehab; Single-Unit Residential (14A) National Objective: LMH

Initial Funding Date: 06/06/2012

Financing **Description:** MATERIALS PROVIDED FOR ACCESSIBILITY RAMP TO BE CONSTRUCTED BY AMBUCS.

Funded Amount: 1,282.14
Drawn Thru Program Year: 1,282.14
Drawn In Program Year: 1,282.14

Proposed Accomplishments

Housing Units : 1

Actual Accomplishments

| <i>Number assisted:</i> | Owner | | Renter | | Total | | Person | |
|---|-------|----------|--------|----------|-------|----------|--------|----------|
| | Total | Hispanic | Total | Hispanic | Total | Hispanic | Total | Hispanic |
| White: | 1 | 0 | 0 | 0 | 1 | 0 | 0 | 0 |
| Black/African American: | 0 | 0 | 0 | 0 | 0 | 0 | 0 | 0 |
| Asian: | 0 | 0 | 0 | 0 | 0 | 0 | 0 | 0 |
| American Indian/Alaskan Native: | 0 | 0 | 0 | 0 | 0 | 0 | 0 | 0 |
| Native Hawaiian/Other Pacific Islander: | 0 | 0 | 0 | 0 | 0 | 0 | 0 | 0 |
| American Indian/Alaskan Native & White: | 0 | 0 | 0 | 0 | 0 | 0 | 0 | 0 |

| | | | | | | | | |
|--|----------|----------|----------|----------|----------|----------|----------|----------|
| Asian White: | 0 | 0 | 0 | 0 | 0 | 0 | 0 | 0 |
| Black/African American & White: | 0 | 0 | 0 | 0 | 0 | 0 | 0 | 0 |
| American Indian/Alaskan Native & Black/African American: | 0 | 0 | 0 | 0 | 0 | 0 | 0 | 0 |
| Other multi-racial: | 0 | 0 | 0 | 0 | 0 | 0 | 0 | 0 |
| Asian/Pacific Islander: | 0 | 0 | 0 | 0 | 0 | 0 | 0 | 0 |
| Hispanic: | 0 | 0 | 0 | 0 | 0 | 0 | 0 | 0 |
| Total: | 1 | 0 | 0 | 0 | 1 | 0 | 0 | 0 |

Female-headed Households: 0 0 0

Income Category:

| | Owner | Renter | Total | Person |
|------------------|--------|--------|--------|--------|
| Extremely Low | 0 | 0 | 0 | 0 |
| Low Mod | 0 | 0 | 0 | 0 |
| Moderate | 1 | 0 | 1 | 0 |
| Non Low Moderate | 0 | 0 | 0 | 0 |
| Total | 1 | 0 | 1 | 0 |
| Percent Low/Mod | 100.0% | | 100.0% | |

Annual Accomplishments

| Years | Accomplishment Narrative | # Benefitting |
|-------|--------------------------|---------------|
|-------|--------------------------|---------------|

| | | |
|------|---|--|
| 2012 | INSTALLED AN EXTERIOR RAMP TO A SINGLE FAMILY OWNER OCCUPIED LOW / MODERATE INCOME ELDERLY RESIDENT FOR ACCESSIBILITY. CDBG FUNDS PAID FOR THE MATERIALS AND AMBUCS, A LOCAL NON PROFIT PROVIDED THE LABOR. | |
|------|---|--|

PGM Year: 2012
Project: 0007 - HOUSING REHABILITATION PROGRAM
IDIS Activity: 1000 - REHAB. MATTINGLY / #835

Status: Completed 10/1/2012 12:00:00 AM Objective: Provide decent affordable housing
Location: 610 W Front St Bloomington, IL 61701-5028 Outcome: Availability/accessibility
Matrix Code: Rehab; Single-Unit Residential (14A) National Objective: LMH

Initial Funding Date: 06/14/2012

Financing **Description:** REPLACE ROOF AND ELECTRICAL IN A SINGLE FAMILY LOWMOD HOME.

Funded Amount: 9,631.56
Drawn Thru Program Year: 9,631.56
Drawn In Program Year: 9,631.56

Proposed Accomplishments

Housing Units : 1

Actual Accomplishments

| <i>Number assisted:</i> | Owner | | Renter | | Total | | Person | |
|-------------------------|-------|----------|--------|----------|-------|----------|--------|----------|
| | Total | Hispanic | Total | Hispanic | Total | Hispanic | Total | Hispanic |
| White: | 1 | 0 | 0 | 0 | 1 | 0 | 0 | 0 |
| Black/African American: | 0 | 0 | 0 | 0 | 0 | 0 | 0 | 0 |

| | | | | | | | | |
|--|----------|----------|----------|----------|----------|----------|----------|----------|
| Asian: | 0 | 0 | 0 | 0 | 0 | 0 | 0 | 0 |
| American Indian/Alaskan Native: | 0 | 0 | 0 | 0 | 0 | 0 | 0 | 0 |
| Native Hawaiian/Other Pacific Islander: | 0 | 0 | 0 | 0 | 0 | 0 | 0 | 0 |
| American Indian/Alaskan Native & White: | 0 | 0 | 0 | 0 | 0 | 0 | 0 | 0 |
| Asian White: | 0 | 0 | 0 | 0 | 0 | 0 | 0 | 0 |
| Black/African American & White: | 0 | 0 | 0 | 0 | 0 | 0 | 0 | 0 |
| American Indian/Alaskan Native & Black/African American: | 0 | 0 | 0 | 0 | 0 | 0 | 0 | 0 |
| Other multi-racial: | 0 | 0 | 0 | 0 | 0 | 0 | 0 | 0 |
| Asian/Pacific Islander: | 0 | 0 | 0 | 0 | 0 | 0 | 0 | 0 |
| Hispanic: | 0 | 0 | 0 | 0 | 0 | 0 | 0 | 0 |
| Total: | 1 | 0 | 0 | 0 | 1 | 0 | 0 | 0 |

Female-headed Households: 0 0 0

Income Category:

| | Owner | Renter | Total | Person |
|------------------|--------------|---------------|--------------|---------------|
| Extremely Low | 0 | 0 | 0 | 0 |
| Low Mod | 0 | 0 | 0 | 0 |
| Moderate | 1 | 0 | 1 | 0 |
| Non Low Moderate | 0 | 0 | 0 | 0 |
| Total | 1 | 0 | 1 | 0 |
| Percent Low/Mod | 100.0% | | 100.0% | |

Annual Accomplishments

| Years | Accomplishment Narrative | # Benefitting |
|--------------|---------------------------------|----------------------|
|--------------|---------------------------------|----------------------|

2012 REPLACED ROOF AND ELECTRICAL FOR A SINGLE FAMILY OWNER OCCUPIED LOW-MODERATE INCOME RESIDENT

PGM Year: 2012
Project: 0007 - HOUSING REHABILITATION PROGRAM
IDIS Activity: 1001 - REHAB. HUTH / #836

Status: Completed 3/20/2013 12:00:00 AM
Location: 1413 W Elm St Bloomington, IL 61701-4807

Objective: Provide decent affordable housing
Outcome: Availability/accessibility
Matrix Code: Rehab; Single-Unit Residential (14A) National Objective: LMH

Initial Funding Date: 06/20/2012

Financing

Funded Amount: 21,910.00
Drawn Thru Program Year: 21,910.00
Drawn In Program Year: 21,910.00

Description:

ROOF REPLACEMENT IN LOWMODERATE INCOME, SINGLE FAMILY RESIDENCE.

Proposed Accomplishments

Housing Units : 1

Actual Accomplishments

Number assisted:

| | Owner | | Renter | | Total | | Person | |
|--|----------|----------|----------|----------|----------|----------|----------|----------|
| | Total | Hispanic | Total | Hispanic | Total | Hispanic | Total | Hispanic |
| White: | 1 | 0 | 0 | 0 | 1 | 0 | 0 | 0 |
| Black/African American: | 0 | 0 | 0 | 0 | 0 | 0 | 0 | 0 |
| Asian: | 0 | 0 | 0 | 0 | 0 | 0 | 0 | 0 |
| American Indian/Alaskan Native: | 0 | 0 | 0 | 0 | 0 | 0 | 0 | 0 |
| Native Hawaiian/Other Pacific Islander: | 0 | 0 | 0 | 0 | 0 | 0 | 0 | 0 |
| American Indian/Alaskan Native & White: | 0 | 0 | 0 | 0 | 0 | 0 | 0 | 0 |
| Asian White: | 0 | 0 | 0 | 0 | 0 | 0 | 0 | 0 |
| Black/African American & White: | 0 | 0 | 0 | 0 | 0 | 0 | 0 | 0 |
| American Indian/Alaskan Native & Black/African American: | 0 | 0 | 0 | 0 | 0 | 0 | 0 | 0 |
| Other multi-racial: | 0 | 0 | 0 | 0 | 0 | 0 | 0 | 0 |
| Asian/Pacific Islander: | 0 | 0 | 0 | 0 | 0 | 0 | 0 | 0 |
| Hispanic: | 0 | 0 | 0 | 0 | 0 | 0 | 0 | 0 |
| Total: | 1 | 0 | 0 | 0 | 1 | 0 | 0 | 0 |
| Female-headed Households: | 0 | | 0 | | 0 | | | |

Income Category:

| | Owner | Renter | Total | Person |
|------------------|--------|--------|--------|--------|
| Extremely Low | 0 | 0 | 0 | 0 |
| Low Mod | 0 | 0 | 0 | 0 |
| Moderate | 1 | 0 | 1 | 0 |
| Non Low Moderate | 0 | 0 | 0 | 0 |
| Total | 1 | 0 | 1 | 0 |
| Percent Low/Mod | 100.0% | | 100.0% | |

Annual Accomplishments

| Years | Accomplishment Narrative | # Benefiting |
|-------|--------------------------|--------------|
|-------|--------------------------|--------------|

2012 DETERIORATED ROOF REPLACEMENT FOR A MODERATE INCOME, SINGLE FAMILY, OWNER OCCUPIED HOME

PGM Year: 2012

Project: 0007 - HOUSING REHABILITATION PROGRAM

IDIS Activity: 1002 - REHAB. HUBER / #837

Status: Completed 10/8/2012 12:00:00 AM

Location: 104 S McLean St Bloomington, IL 61701-5328

Objective: Provide decent affordable housing

Outcome: Availability/accessibility

Matrix Code: Rehab; Single-Unit Residential (14A)

National Objective: LMH

Initial Funding Date: 07/06/2012

Financing

Funded Amount: 3,500.00

Drawn Thru Program Year: 3,500.00

Description:

ADD WALLROOF INSULATION IN TO A SINGLE FAMILY, LOWMODERATE INCOME, OWNER OCCUPIED HOME.

Drawn In Program Year: 3,500.00

Proposed Accomplishments

Housing Units : 1

Actual Accomplishments

Number assisted:

| | Owner | | Renter | | Total | | Person | |
|--|----------|----------|----------|----------|----------|----------|----------|----------|
| | Total | Hispanic | Total | Hispanic | Total | Hispanic | Total | Hispanic |
| White: | 1 | 0 | 0 | 0 | 1 | 0 | 0 | 0 |
| Black/African American: | 0 | 0 | 0 | 0 | 0 | 0 | 0 | 0 |
| Asian: | 0 | 0 | 0 | 0 | 0 | 0 | 0 | 0 |
| American Indian/Alaskan Native: | 0 | 0 | 0 | 0 | 0 | 0 | 0 | 0 |
| Native Hawaiian/Other Pacific Islander: | 0 | 0 | 0 | 0 | 0 | 0 | 0 | 0 |
| American Indian/Alaskan Native & White: | 0 | 0 | 0 | 0 | 0 | 0 | 0 | 0 |
| Asian White: | 0 | 0 | 0 | 0 | 0 | 0 | 0 | 0 |
| Black/African American & White: | 0 | 0 | 0 | 0 | 0 | 0 | 0 | 0 |
| American Indian/Alaskan Native & Black/African American: | 0 | 0 | 0 | 0 | 0 | 0 | 0 | 0 |
| Other multi-racial: | 0 | 0 | 0 | 0 | 0 | 0 | 0 | 0 |
| Asian/Pacific Islander: | 0 | 0 | 0 | 0 | 0 | 0 | 0 | 0 |
| Hispanic: | 0 | 0 | 0 | 0 | 0 | 0 | 0 | 0 |
| Total: | 1 | 0 | 0 | 0 | 1 | 0 | 0 | 0 |
| Female-headed Households: | 1 | | 0 | | 1 | | | |

Income Category:

| | Owner | Renter | Total | Person |
|------------------|--------|--------|--------|--------|
| Extremely Low | 0 | 0 | 0 | 0 |
| Low Mod | 1 | 0 | 1 | 0 |
| Moderate | 0 | 0 | 0 | 0 |
| Non Low Moderate | 0 | 0 | 0 | 0 |
| Total | 1 | 0 | 1 | 0 |
| Percent Low/Mod | 100.0% | | 100.0% | |

Annual Accomplishments

| Years | Accomplishment Narrative | # Benefitting |
|-------|--|---------------|
| 2012 | INSULATION ADDED TO THIS SINGLE FAMILY OWNER OCCUPIED HOME | |

PGM Year: 2012
Project: 0007 - HOUSING REHABILITATION PROGRAM
IDIS Activity: 1003 - REAHB. KERRIGAN / #838

Status: Completed 10/1/2012 12:00:00 AM Objective: Provide decent affordable housing
 Location: 805 W Jackson St Bloomington, IL 61701-4907 Outcome: Availability/accessibility
 Matrix Code: Rehab; Single-Unit Residential (14A) National Objective: LMH

Initial Funding Date: 07/18/2012

Description:
ROOF REPLACEMENT

Financing

Funded Amount: 13,250.00
 Drawn Thru Program Year: 13,250.00
 Drawn In Program Year: 13,250.00

Proposed Accomplishments

Housing Units : 1

Actual Accomplishments

Number assisted:

| | Owner | | Renter | | Total | | Person | |
|--|----------|----------|----------|----------|----------|----------|----------|----------|
| | Total | Hispanic | Total | Hispanic | Total | Hispanic | Total | Hispanic |
| White: | 1 | 0 | 0 | 0 | 1 | 0 | 0 | 0 |
| Black/African American: | 0 | 0 | 0 | 0 | 0 | 0 | 0 | 0 |
| Asian: | 0 | 0 | 0 | 0 | 0 | 0 | 0 | 0 |
| American Indian/Alaskan Native: | 0 | 0 | 0 | 0 | 0 | 0 | 0 | 0 |
| Native Hawaiian/Other Pacific Islander: | 0 | 0 | 0 | 0 | 0 | 0 | 0 | 0 |
| American Indian/Alaskan Native & White: | 0 | 0 | 0 | 0 | 0 | 0 | 0 | 0 |
| Asian White: | 0 | 0 | 0 | 0 | 0 | 0 | 0 | 0 |
| Black/African American & White: | 0 | 0 | 0 | 0 | 0 | 0 | 0 | 0 |
| American Indian/Alaskan Native & Black/African American: | 0 | 0 | 0 | 0 | 0 | 0 | 0 | 0 |
| Other multi-racial: | 0 | 0 | 0 | 0 | 0 | 0 | 0 | 0 |
| Asian/Pacific Islander: | 0 | 0 | 0 | 0 | 0 | 0 | 0 | 0 |
| Hispanic: | 0 | 0 | 0 | 0 | 0 | 0 | 0 | 0 |
| Total: | 1 | 0 | 0 | 0 | 1 | 0 | 0 | 0 |
| Female-headed Households: | 1 | | 0 | | 1 | | | |

Income Category:

| | Owner | Renter | Total | Person |
|------------------|--------|--------|--------|--------|
| Extremely Low | 1 | 0 | 1 | 0 |
| Low Mod | 0 | 0 | 0 | 0 |
| Moderate | 0 | 0 | 0 | 0 |
| Non Low Moderate | 0 | 0 | 0 | 0 |
| Total | 1 | 0 | 1 | 0 |
| Percent Low/Mod | 100.0% | | 100.0% | |

Annual Accomplishments

| Years | Accomplishment Narrative | # Benefitting |
|-------|---|---------------|
| 2012 | GRANT PROVIDED FOR A ROOF REPLACEMENT DUE TO DETERIORATED SHINGLES ON A SINGLE FAMILY, OWNER OCCUPIED ELDERLY RESIDENT PROPERTY | |

PGM Year: 2012
Project: 0007 - HOUSING REHABILITATION PROGRAM
IDIS Activity: 1004 - REHAB. BATEMAN / #839

Status: Completed 10/1/2012 12:00:00 AM
 Location: 716 E Miller St Bloomington, IL 61701-6844

Objective: Provide decent affordable housing
 Outcome: Availability/accessibility
 Matrix Code: Rehab; Single-Unit Residential (14A) National Objective: LMH

Initial Funding Date: 07/18/2012

Description:
 ROOF REPLACEMENT

Financing

Funded Amount: 9,410.00
 Drawn Thru Program Year: 9,410.00
 Drawn In Program Year: 9,410.00

Proposed Accomplishments

Housing Units : 1

Actual Accomplishments

Number assisted:

| | Owner | | Renter | | Total | | Person | |
|--|----------|----------|----------|----------|----------|----------|----------|----------|
| | Total | Hispanic | Total | Hispanic | Total | Hispanic | Total | Hispanic |
| White: | 1 | 0 | 0 | 0 | 1 | 0 | 0 | 0 |
| Black/African American: | 0 | 0 | 0 | 0 | 0 | 0 | 0 | 0 |
| Asian: | 0 | 0 | 0 | 0 | 0 | 0 | 0 | 0 |
| American Indian/Alaskan Native: | 0 | 0 | 0 | 0 | 0 | 0 | 0 | 0 |
| Native Hawaiian/Other Pacific Islander: | 0 | 0 | 0 | 0 | 0 | 0 | 0 | 0 |
| American Indian/Alaskan Native & White: | 0 | 0 | 0 | 0 | 0 | 0 | 0 | 0 |
| Asian White: | 0 | 0 | 0 | 0 | 0 | 0 | 0 | 0 |
| Black/African American & White: | 0 | 0 | 0 | 0 | 0 | 0 | 0 | 0 |
| American Indian/Alaskan Native & Black/African American: | 0 | 0 | 0 | 0 | 0 | 0 | 0 | 0 |
| Other multi-racial: | 0 | 0 | 0 | 0 | 0 | 0 | 0 | 0 |
| Asian/Pacific Islander: | 0 | 0 | 0 | 0 | 0 | 0 | 0 | 0 |
| Hispanic: | 0 | 0 | 0 | 0 | 0 | 0 | 0 | 0 |
| Total: | 1 | 0 | 0 | 0 | 1 | 0 | 0 | 0 |
| Female-headed Households: | 0 | | 0 | | 0 | | | |

Income Category:

| | Owner | Renter | Total | Person |
|------------------|--------|--------|--------|--------|
| Extremely Low | 0 | 0 | 0 | 0 |
| Low Mod | 0 | 0 | 0 | 0 |
| Moderate | 1 | 0 | 1 | 0 |
| Non Low Moderate | 0 | 0 | 0 | 0 |
| Total | 1 | 0 | 1 | 0 |
| Percent Low/Mod | 100.0% | | 100.0% | |

Annual Accomplishments

| Years | Accomplishment Narrative | # Benefiting |
|-------|---|--------------|
| 2012 | ROOF REPLACEMENT ON A SINGLE FAMILY OWNER OCCUPIED LOW-MODERATE INCOME PROPERTY | |

PGM Year: 2012
Project: 0007 - HOUSING REHABILITATION PROGRAM
IDIS Activity: 1005 - REHAB. LEWIS / #840

Status: Completed 10/1/2012 12:00:00 AM
 Location: 1517 1/2 W Locust St Bloomington, IL 61701-2669

Objective: Provide decent affordable housing
 Outcome: Availability/accessibility
 Matrix Code: Rehab; Single-Unit Residential (14A) National Objective: LMH

Initial Funding Date: 07/18/2012

Financing

Funded Amount: 8,950.00
 Drawn Thru Program Year: 8,950.00
 Drawn In Program Year: 8,950.00

Description:

REPLACE SIDING ON SINGLE FAMILY OWNER OCCUPIED LOWMOD INCOME PROPERTY

Proposed Accomplishments

Housing Units : 1

Actual Accomplishments

Number assisted:

| | Owner | | Renter | | Total | | Person | |
|--|----------|----------|----------|----------|----------|----------|----------|----------|
| | Total | Hispanic | Total | Hispanic | Total | Hispanic | Total | Hispanic |
| White: | 0 | 0 | 0 | 0 | 0 | 0 | | 0 |
| Black/African American: | 1 | 0 | 0 | 0 | 1 | 0 | 0 | 0 |
| Asian: | 0 | 0 | 0 | 0 | 0 | 0 | 0 | 0 |
| American Indian/Alaskan Native: | 0 | 0 | 0 | 0 | 0 | 0 | 0 | 0 |
| Native Hawaiian/Other Pacific Islander: | 0 | 0 | 0 | 0 | 0 | 0 | 0 | 0 |
| American Indian/Alaskan Native & White: | 0 | 0 | 0 | 0 | 0 | 0 | 0 | 0 |
| Asian White: | 0 | 0 | 0 | 0 | 0 | 0 | 0 | 0 |
| Black/African American & White: | 0 | 0 | 0 | 0 | 0 | 0 | 0 | 0 |
| American Indian/Alaskan Native & Black/African American: | 0 | 0 | 0 | 0 | 0 | 0 | 0 | 0 |
| Other multi-racial: | 0 | 0 | 0 | 0 | 0 | 0 | 0 | 0 |
| Asian/Pacific Islander: | 0 | 0 | 0 | 0 | 0 | 0 | 0 | 0 |
| Hispanic: | 0 | 0 | 0 | 0 | 0 | 0 | 0 | 0 |
| Total: | 1 | 0 | 0 | 0 | 1 | 0 | 0 | 0 |
| Female-headed Households: | 1 | | 0 | | 1 | | | |

Income Category:

| | Owner | Renter | Total | Person |
|------------------|--------|--------|--------|--------|
| Extremely Low | 0 | 0 | 0 | 0 |
| Low Mod | 1 | 0 | 1 | 0 |
| Moderate | 0 | 0 | 0 | 0 |
| Non Low Moderate | 0 | 0 | 0 | 0 |
| Total | 1 | 0 | 1 | 0 |
| Percent Low/Mod | 100.0% | | 100.0% | |

Annual Accomplishments

| Years | Accomplishment Narrative | # Benefitting |
|-------|--|---------------|
| 2012 | SIDING REPLACED ON THIS SINGLE FAMILY OWNER OCCUPIED LOW-MODERATE INCOME RESIDENCE | |

PGM Year: 2012
Project: 0007 - HOUSING REHABILITATION PROGRAM
IDIS Activity: 1006 - REHAB. SISCOE / LOAN # 841

Status: Completed 10/1/2012 12:00:00 AM
 Location: 1104 S Center St Bloomington, IL 61701-6613

Objective: Provide decent affordable housing
 Outcome: Availability/accessibility
 Matrix Code: Rehab; Single-Unit Residential (14A) National Objective: LMH

Initial Funding Date: 07/24/2012

Financing
 Funded Amount: 11,650.00
 Drawn Thru Program Year: 11,650.00
 Drawn In Program Year: 11,650.00

Description:
 EMERGENCY SEWER SERVICE REPLACEMENT IN A LOWMODERATE INCOME, SINGLE FAMILY RESIDENCE

Proposed Accomplishments

Housing Units : 1

Actual Accomplishments

Number assisted:

| | Owner | | Renter | | Total | | Person | |
|--|----------|----------|----------|----------|----------|----------|----------|----------|
| | Total | Hispanic | Total | Hispanic | Total | Hispanic | Total | Hispanic |
| White: | 1 | 0 | 0 | 0 | 1 | 0 | 0 | 0 |
| Black/African American: | 0 | 0 | 0 | 0 | 0 | 0 | 0 | 0 |
| Asian: | 0 | 0 | 0 | 0 | 0 | 0 | 0 | 0 |
| American Indian/Alaskan Native: | 0 | 0 | 0 | 0 | 0 | 0 | 0 | 0 |
| Native Hawaiian/Other Pacific Islander: | 0 | 0 | 0 | 0 | 0 | 0 | 0 | 0 |
| American Indian/Alaskan Native & White: | 0 | 0 | 0 | 0 | 0 | 0 | 0 | 0 |
| Asian White: | 0 | 0 | 0 | 0 | 0 | 0 | 0 | 0 |
| Black/African American & White: | 0 | 0 | 0 | 0 | 0 | 0 | 0 | 0 |
| American Indian/Alaskan Native & Black/African American: | 0 | 0 | 0 | 0 | 0 | 0 | 0 | 0 |
| Other multi-racial: | 0 | 0 | 0 | 0 | 0 | 0 | 0 | 0 |
| Asian/Pacific Islander: | 0 | 0 | 0 | 0 | 0 | 0 | 0 | 0 |
| Hispanic: | 0 | 0 | 0 | 0 | 0 | 0 | 0 | 0 |
| Total: | 1 | 0 | 0 | 0 | 1 | 0 | 0 | 0 |
| Female-headed Households: | 1 | | 0 | | 1 | | | |

Income Category:

| | Owner | Renter | Total | Person |
|------------------|-------|--------|-------|--------|
| Extremely Low | 0 | 0 | 0 | 0 |
| Low Mod | 0 | 0 | 0 | 0 |
| Moderate | 1 | 0 | 1 | 0 |
| Non Low Moderate | 0 | 0 | 0 | 0 |

| | | | | |
|------------------|--------|---|--------|---|
| Low Mod | 0 | 0 | 0 | 0 |
| Moderate | 0 | 0 | 0 | 0 |
| Non Low Moderate | 0 | 0 | 0 | 0 |
| Total | 1 | 0 | 1 | 0 |
| Percent Low/Mod | 100.0% | | 100.0% | |

Annual Accomplishments

| Years | Accomplishment Narrative | # Benefitting |
|-------|---|---------------|
| 2012 | REPLACED ROOF, SIDING, WINDOWS AND DOORS IN THIS OWNER OCCUPIED SINGLE FAMILY LOW-MODERATE INCOME RESIDENCE | |

PGM Year: 2012

Project: 0006 - DEMOLITION AND CLEARANCE

IDIS Activity: 1008 - 1311 W. TAYLOR - GARAGE

Status: Completed 4/30/2013 12:00:00 AM

Location: 1311 W Taylor St Bloomington, IL 61701-4820

Objective: Create suitable living environments

Outcome: Sustainability

Matrix Code: Clearance and Demolition (04)

National Objective: SBS

Initial Funding Date: 08/02/2012

Financing

Funded Amount: 3,350.00

Drawn Thru Program Year: 3,350.00

Drawn In Program Year: 3,350.00

Description:

DEMOLITION OF A DILAPIDATED GARAGED LOCATED IN OUR LOWMOD AREA

Proposed Accomplishments

Housing Units : 1

Annual Accomplishments

| Years | Accomplishment Narrative | # Benefitting |
|-------|--|---------------|
| 2012 | Demolition and clearance of a dilapidated garage located on a property owned by a low income, owner occupied resident. | |

PGM Year: 2012

Project: 0007 - HOUSING REHABILITATION PROGRAM

IDIS Activity: 1009 - REHAB. BRINKMAN / #843

Status: Completed 3/20/2013 12:00:00 AM

Location: 840 W Oakland Ave Bloomington, IL 61701-4926

Objective: Provide decent affordable housing

Outcome: Availability/accessibility

Matrix Code: Rehab; Single-Unit Residential (14A)

National Objective: SBS

Initial Funding Date: 08/14/2012

Financing

Funded Amount: 17,525.00

Drawn Thru Program Year: 17,525.00

Drawn In Program Year: 17,525.00

Description:

ROOF REPLACEMENT ON A SINGLE FAMILY HOME LOCATED IN OUR LOWMOD INCOME AREA

Proposed Accomplishments

Housing Units : 1

Annual Accomplishments

| Years | Accomplishment Narrative | # Benefitting |
|-------|---|---------------|
| 2012 | COMPLETE ROOF REPLACEMENT FOR A SINGLE FAMILY OWNER OCCUPIED HOME | |

PGM Year: 2012
Project: 0007 - HOUSING REHABILITATION PROGRAM
IDIS Activity: 1010 - REHAB. RIGGS / #844

Status: Completed 10/1/2012 12:00:00 AM
Location: 303 Gray Ave Bloomington, IL 61701-6622

Objective: Provide decent affordable housing
Outcome: Availability/accessibility
Matrix Code: Rehab; Single-Unit Residential (14A) **National Objective:** LMH

Initial Funding Date: 08/15/2012

Description:
 EMERGENCY WATER SERVICE TO A SINGLE FAMILY LOWMOD HOUSEHOLD RESIDENCE

Financing

Funded Amount: 4,400.00
 Drawn Thru Program Year: 4,400.00
 Drawn In Program Year: 4,400.00

Proposed Accomplishments

Housing Units : 1

Actual Accomplishments

Number assisted:

| | Owner | | Renter | | Total | | Person | |
|--|----------|----------|----------|----------|----------|----------|----------|----------|
| | Total | Hispanic | Total | Hispanic | Total | Hispanic | Total | Hispanic |
| White: | 0 | 0 | 0 | 0 | 0 | 0 | | 0 |
| Black/African American: | 1 | 0 | 0 | 0 | 1 | 0 | 0 | 0 |
| Asian: | 0 | 0 | 0 | 0 | 0 | 0 | 0 | 0 |
| American Indian/Alaskan Native: | 0 | 0 | 0 | 0 | 0 | 0 | 0 | 0 |
| Native Hawaiian/Other Pacific Islander: | 0 | 0 | 0 | 0 | 0 | 0 | 0 | 0 |
| American Indian/Alaskan Native & White: | 0 | 0 | 0 | 0 | 0 | 0 | 0 | 0 |
| Asian White: | 0 | 0 | 0 | 0 | 0 | 0 | 0 | 0 |
| Black/African American & White: | 0 | 0 | 0 | 0 | 0 | 0 | 0 | 0 |
| American Indian/Alaskan Native & Black/African American: | 0 | 0 | 0 | 0 | 0 | 0 | 0 | 0 |
| Other multi-racial: | 0 | 0 | 0 | 0 | 0 | 0 | 0 | 0 |
| Asian/Pacific Islander: | 0 | 0 | 0 | 0 | 0 | 0 | 0 | 0 |
| Hispanic: | 0 | 0 | 0 | 0 | 0 | 0 | 0 | 0 |
| Total: | 1 | 0 | 0 | 0 | 1 | 0 | 0 | 0 |
| Female-headed Households: | 0 | | 0 | | 0 | | | |

Income Category:

| | Owner | Renter | Total | Person |
|---------------|-------|--------|-------|--------|
| Extremely Low | 0 | 0 | 0 | 0 |
| Low Mod | 1 | 0 | 1 | 0 |

Income Category:

| | Owner | Renter | Total | Person |
|------------------|--------|--------|--------|--------|
| Extremely Low | 0 | 0 | 0 | 0 |
| Low Mod | 0 | 0 | 0 | 0 |
| Moderate | 1 | 0 | 1 | 0 |
| Non Low Moderate | 0 | 0 | 0 | 0 |
| Total | 1 | 0 | 1 | 0 |
| Percent Low/Mod | 100.0% | | 100.0% | |

Annual Accomplishments

| Years | Accomplishment Narrative | # Benefitting |
|-------|--------------------------|---------------|
|-------|--------------------------|---------------|

2012 EMERGENCY SEWER REPLACEMENT IN SINGLE FAMILY OWNER OCCUPIED LOW-MODERATE INCOME HOUSEHOLD

PGM Year: 2012

Project: 0007 - HOUSING REHABILITATION PROGRAM

IDIS Activity: 1012 - REHAB. BAKER / #846

Status: Completed 3/20/2013 12:00:00 AM

Location: 2702 Bainbridge Ln Bloomington, IL 61705-6521

Objective: Provide decent affordable housing

Outcome: Availability/accessibility

Matrix Code: Rehab; Single-Unit Residential (14A) National Objective: LMH

Initial Funding Date: 09/24/2012

Financing

Funded Amount: 790.00

Drawn Thru Program Year: 790.00

Drawn In Program Year: 790.00

Description:

EMERGENCY WATER HEATER REPLACEMENT IN A SINGLE FAMILY OWNER OCCUPIED RESIDENCE

Proposed Accomplishments

Housing Units : 1

Actual Accomplishments

Number assisted:

| | Owner | | Renter | | Total | | Person | |
|--|-------|----------|--------|----------|-------|----------|--------|----------|
| | Total | Hispanic | Total | Hispanic | Total | Hispanic | Total | Hispanic |
| White: | 0 | 0 | 0 | 0 | 0 | 0 | | 0 |
| Black/African American: | 1 | 0 | 0 | 0 | 1 | 0 | 0 | 0 |
| Asian: | 0 | 0 | 0 | 0 | 0 | 0 | 0 | 0 |
| American Indian/Alaskan Native: | 0 | 0 | 0 | 0 | 0 | 0 | 0 | 0 |
| Native Hawaiian/Other Pacific Islander: | 0 | 0 | 0 | 0 | 0 | 0 | 0 | 0 |
| American Indian/Alaskan Native & White: | 0 | 0 | 0 | 0 | 0 | 0 | 0 | 0 |
| Asian White: | 0 | 0 | 0 | 0 | 0 | 0 | 0 | 0 |
| Black/African American & White: | 0 | 0 | 0 | 0 | 0 | 0 | 0 | 0 |
| American Indian/Alaskan Native & Black/African American: | 0 | 0 | 0 | 0 | 0 | 0 | 0 | 0 |
| Other multi-racial: | 0 | 0 | 0 | 0 | 0 | 0 | 0 | 0 |
| Asian/Pacific Islander: | 0 | 0 | 0 | 0 | 0 | 0 | 0 | 0 |
| Hispanic: | 0 | 0 | 0 | 0 | 0 | 0 | 0 | 0 |

Total: 1 0 0 0 1 0 0 0

Female-headed Households: 0 0 0 0

Income Category:

| | Owner | Renter | Total | Person |
|------------------|--------|--------|--------|--------|
| Extremely Low | 0 | 0 | 0 | 0 |
| Low Mod | 1 | 0 | 1 | 0 |
| Moderate | 0 | 0 | 0 | 0 |
| Non Low Moderate | 0 | 0 | 0 | 0 |
| Total | 1 | 0 | 1 | 0 |
| Percent Low/Mod | 100.0% | | 100.0% | |

Annual Accomplishments

Years **Accomplishment Narrative** **# Benefitting**

2012 EMERGENCY WATER HEATER REPLACEMENT IN A LOW INCOME, SINGLE FAMILY, OWNER OCCUPIED HOME

PGM Year: 2012
Project: 0007 - HOUSING REHABILITATION PROGRAM
IDIS Activity: 1013 - REHAB. SCHWANDT - WATER SERV/#847

Status: Completed 10/1/2012 12:00:00 AM Objective: Provide decent affordable housing
 Location: 1017 E Taylor St Bloomington, IL 61701-5560 Outcome: Availability/accessibility
 Matrix Code: Rehab; Single-Unit Residential (14A) National Objective: LMH

Initial Funding Date: 09/24/2012

Financing **Description:**
 EMERGENCY WATER SERVICE REPLACEMENT FOR A SINGLE FAMILY OWNER OCCUPIED RESIDENCE

Funded Amount: 1,200.00
 Drawn Thru Program Year: 1,200.00
 Drawn In Program Year: 1,200.00

Proposed Accomplishments

Housing Units : 1

Actual Accomplishments

| <i>Number assisted:</i> | Owner | | Renter | | Total | | Person | |
|--|-------|----------|--------|----------|-------|----------|--------|----------|
| | Total | Hispanic | Total | Hispanic | Total | Hispanic | Total | Hispanic |
| White: | 1 | 0 | 0 | 0 | 1 | 0 | 0 | 0 |
| Black/African American: | 0 | 0 | 0 | 0 | 0 | 0 | 0 | 0 |
| Asian: | 0 | 0 | 0 | 0 | 0 | 0 | 0 | 0 |
| American Indian/Alaskan Native: | 0 | 0 | 0 | 0 | 0 | 0 | 0 | 0 |
| Native Hawaiian/Other Pacific Islander: | 0 | 0 | 0 | 0 | 0 | 0 | 0 | 0 |
| American Indian/Alaskan Native & White: | 0 | 0 | 0 | 0 | 0 | 0 | 0 | 0 |
| Asian White: | 0 | 0 | 0 | 0 | 0 | 0 | 0 | 0 |
| Black/African American & White: | 0 | 0 | 0 | 0 | 0 | 0 | 0 | 0 |
| American Indian/Alaskan Native & Black/African American: | 0 | 0 | 0 | 0 | 0 | 0 | 0 | 0 |

| | | | | | | | | |
|-------------------------|----------|----------|----------|----------|----------|----------|----------|----------|
| Other multi-racial: | 0 | 0 | 0 | 0 | 0 | 0 | 0 | 0 |
| Asian/Pacific Islander: | 0 | 0 | 0 | 0 | 0 | 0 | 0 | 0 |
| Hispanic: | 0 | 0 | 0 | 0 | 0 | 0 | 0 | 0 |
| Total: | 1 | 0 | 0 | 0 | 1 | 0 | 0 | 0 |

Female-headed Households: 0 0 0

Income Category:

| | Owner | Renter | Total | Person |
|------------------|--------|--------|--------|--------|
| Extremely Low | 0 | 0 | 0 | 0 |
| Low Mod | 0 | 0 | 0 | 0 |
| Moderate | 1 | 0 | 1 | 0 |
| Non Low Moderate | 0 | 0 | 0 | 0 |
| Total | 1 | 0 | 1 | 0 |
| Percent Low/Mod | 100.0% | | 100.0% | |

Annual Accomplishments

| Years | Accomplishment Narrative | # Benefitting |
|-------|--------------------------|---------------|
|-------|--------------------------|---------------|

2012 EMERGENCY WATER SERVICE REPLACEMENT FOR A SINGLE FAMILY OWNER OCCUPIED LOW-MODERATE INCOME RESIDENCE

PGM Year: 2012
Project: 0007 - HOUSING REHABILITATION PROGRAM
IDIS Activity: 1014 - REHAB. DENNISON / #848

Status: Completed 4/11/2013 12:00:00 AM Objective: Provide decent affordable housing
Location: 717 E Miller St Bloomington, IL 61701-6843 Outcome: Availability/accessibility
Matrix Code: Rehab; Single-Unit Residential (14A) National Objective: LMH

Initial Funding Date: 09/25/2012

Financing

Funded Amount: 24,195.77
Drawn Thru Program Year: 24,195.77
Drawn In Program Year: 24,195.77

Description:

TOTAL REPLACEMENT OF ROOF, SIDING, WINDOWS AND A DOOR; IN A ADDITION TO PLUMBING REPAIRS - ALL TO A SINGLE FAMILY OWNER OCCUPIED HOME.

Proposed Accomplishments

Housing Units : 1

Actual Accomplishments

| <i>Number assisted:</i> | Owner | | Renter | | Total | | Person | |
|---|-------|----------|--------|----------|-------|----------|--------|----------|
| | Total | Hispanic | Total | Hispanic | Total | Hispanic | Total | Hispanic |
| White: | 1 | 0 | 0 | 0 | 1 | 0 | 0 | 0 |
| Black/African American: | 0 | 0 | 0 | 0 | 0 | 0 | 0 | 0 |
| Asian: | 0 | 0 | 0 | 0 | 0 | 0 | 0 | 0 |
| American Indian/Alaskan Native: | 0 | 0 | 0 | 0 | 0 | 0 | 0 | 0 |
| Native Hawaiian/Other Pacific Islander: | 0 | 0 | 0 | 0 | 0 | 0 | 0 | 0 |
| American Indian/Alaskan Native & White: | 0 | 0 | 0 | 0 | 0 | 0 | 0 | 0 |

| | | | | | | | | |
|--|----------|----------|----------|----------|----------|----------|----------|----------|
| Asian White: | 0 | 0 | 0 | 0 | 0 | 0 | 0 | 0 |
| Black/African American & White: | 0 | 0 | 0 | 0 | 0 | 0 | 0 | 0 |
| American Indian/Alaskan Native & Black/African American: | 0 | 0 | 0 | 0 | 0 | 0 | 0 | 0 |
| Other multi-racial: | 0 | 0 | 0 | 0 | 0 | 0 | 0 | 0 |
| Asian/Pacific Islander: | 0 | 0 | 0 | 0 | 0 | 0 | 0 | 0 |
| Hispanic: | 0 | 0 | 0 | 0 | 0 | 0 | 0 | 0 |
| Total: | 1 | 0 | 0 | 0 | 1 | 0 | 0 | 0 |

Female-headed Households: 1 0 1

Income Category:

| | Owner | Renter | Total | Person |
|------------------|--------|--------|--------|--------|
| Extremely Low | 0 | 0 | 0 | 0 |
| Low Mod | 1 | 0 | 1 | 0 |
| Moderate | 0 | 0 | 0 | 0 |
| Non Low Moderate | 0 | 0 | 0 | 0 |
| Total | 1 | 0 | 1 | 0 |
| Percent Low/Mod | 100.0% | | 100.0% | |

Annual Accomplishments

| Years | Accomplishment Narrative | # Benefitting |
|-------|--------------------------|---------------|
|-------|--------------------------|---------------|

2012 Replacement of roof, windows, siding, door, and plumbing in a single family owner occupied, elderly low income dwelling

PGM Year: 2012
Project: 0007 - HOUSING REHABILITATION PROGRAM
IDIS Activity: 1015 - REHAB. POWELL / #849

Status: Completed 4/11/2013 12:00:00 AM Objective: Provide decent affordable housing
Location: 821 E Market St Bloomington, IL 61701-3219 Outcome: Availability/accessibility
Matrix Code: Rehab; Single-Unit Residential (14A) National Objective: LMH

Initial Funding Date: 10/10/2012

Financing
Funded Amount: 24,980.00
Drawn Thru Program Year: 24,980.00
Drawn In Program Year: 24,980.00

Description:

ROOF, SIDING, WINDOWS, WATER HEATER, FURNACE & AIR REPLACEMENT FOR A SINGLE FAMILY OWNER OCCUPIED SR. RESIDENT

Proposed Accomplishments

Housing Units : 1

Actual Accomplishments

Number assisted:

| | Owner | | Renter | | Total | | Person | |
|-------------------------|-------|----------|--------|----------|-------|----------|--------|----------|
| | Total | Hispanic | Total | Hispanic | Total | Hispanic | Total | Hispanic |
| White: | 1 | 0 | 0 | 0 | 1 | 0 | 0 | 0 |
| Black/African American: | 0 | 0 | 0 | 0 | 0 | 0 | 0 | 0 |
| Asian: | 0 | 0 | 0 | 0 | 0 | 0 | 0 | 0 |

| | | | | | | | | |
|--|----------|----------|----------|----------|----------|----------|----------|----------|
| American Indian/Alaskan Native: | 0 | 0 | 0 | 0 | 0 | 0 | 0 | 0 |
| Native Hawaiian/Other Pacific Islander: | 0 | 0 | 0 | 0 | 0 | 0 | 0 | 0 |
| American Indian/Alaskan Native & White: | 0 | 0 | 0 | 0 | 0 | 0 | 0 | 0 |
| Asian White: | 0 | 0 | 0 | 0 | 0 | 0 | 0 | 0 |
| Black/African American & White: | 0 | 0 | 0 | 0 | 0 | 0 | 0 | 0 |
| American Indian/Alaskan Native & Black/African American: | 0 | 0 | 0 | 0 | 0 | 0 | 0 | 0 |
| Other multi-racial: | 0 | 0 | 0 | 0 | 0 | 0 | 0 | 0 |
| Asian/Pacific Islander: | 0 | 0 | 0 | 0 | 0 | 0 | 0 | 0 |
| Hispanic: | 0 | 0 | 0 | 0 | 0 | 0 | 0 | 0 |
| Total: | 1 | 0 | 0 | 0 | 1 | 0 | 0 | 0 |

Female-headed Households: 1 0 1

Income Category:

| | Owner | Renter | Total | Person |
|------------------|--------|--------|--------|--------|
| Extremely Low | 1 | 0 | 1 | 0 |
| Low Mod | 0 | 0 | 0 | 0 |
| Moderate | 0 | 0 | 0 | 0 |
| Non Low Moderate | 0 | 0 | 0 | 0 |
| Total | 1 | 0 | 1 | 0 |
| Percent Low/Mod | 100.0% | | 100.0% | |

Annual Accomplishments

| Years | Accomplishment Narrative | # Benefitting |
|-------|--------------------------|---------------|
|-------|--------------------------|---------------|

2012 Replaced roof, siding, windows, water heater, furnace and air in a single family, elderly owner occupied, low income residence

PGM Year: 2012
Project: 0012 - INFRASTRUCTURE / SIDEWALK RECONSTRUCTION
IDIS Activity: 1016 - 2012 SIDEWALKS

Status: Completed 5/17/2013 12:00:00 AM
Location: 600 N Roosevelt Ave Bloomington, IL 61701-2956

Objective: Create suitable living environments
Outcome: Availability/accessibility
Matrix Code: Sidewalks (03L) National Objective: LMA

Initial Funding Date: 10/19/2012

Financing
Funded Amount: 74,856.18
Drawn Thru Program Year: 74,856.18
Drawn In Program Year: 74,856.18

Description:
REPLACEMENT OF DETERIORATED OR CONSTRUCTION OF NEW SIDEWALKS IN AN ESTIMATED 20 LOCATIONS WITHIN OUR DESIGNATED LOW/MODERATE INCOME OR SLUMBLIGHT AREAS; PROVIDING AND ESTIMATED 11,000 SQUARE FEET OF NEW OR IMPROVED SIDEWALKS.

Proposed Accomplishments

People (General) : 20
Total Population in Service Area: 11,413
Census Tract Percent Low / Mod: 61.40

Annual Accomplishments

2012 Sidewalks added and / or replaced within our designated Low / Mod area

PGM Year: 2012
Project: 0007 - HOUSING REHABILITATION PROGRAM
IDIS Activity: 1017 - REHAB. PITZER / #850

Status: Completed 4/11/2013 12:00:00 AM
Location: 1104 Redwood Ave Bloomington, IL 61701-6954

Objective: Provide decent affordable housing
Outcome: Availability/accessibility
Matrix Code: Rehab; Single-Unit Residential (14A) **National Objective:** LMH

Initial Funding Date: 10/19/2012

Financing

Funded Amount: 7,900.00
 Drawn Thru Program Year: 7,900.00
 Drawn In Program Year: 7,900.00

Description:

EMERGENCY SEWER REPLACEMENT - DUE TO BACK UP IN BASEMENT AND CURRENT STREET RESURFACING PROJECT

Proposed Accomplishments

Housing Units : 1

Actual Accomplishments

Number assisted:

| | Owner | | Renter | | Total | | Person | |
|--|----------|----------|----------|----------|----------|----------|----------|----------|
| | Total | Hispanic | Total | Hispanic | Total | Hispanic | Total | Hispanic |
| White: | 1 | 0 | 0 | 0 | 1 | 0 | 0 | 0 |
| Black/African American: | 0 | 0 | 0 | 0 | 0 | 0 | 0 | 0 |
| Asian: | 0 | 0 | 0 | 0 | 0 | 0 | 0 | 0 |
| American Indian/Alaskan Native: | 0 | 0 | 0 | 0 | 0 | 0 | 0 | 0 |
| Native Hawaiian/Other Pacific Islander: | 0 | 0 | 0 | 0 | 0 | 0 | 0 | 0 |
| American Indian/Alaskan Native & White: | 0 | 0 | 0 | 0 | 0 | 0 | 0 | 0 |
| Asian White: | 0 | 0 | 0 | 0 | 0 | 0 | 0 | 0 |
| Black/African American & White: | 0 | 0 | 0 | 0 | 0 | 0 | 0 | 0 |
| American Indian/Alaskan Native & Black/African American: | 0 | 0 | 0 | 0 | 0 | 0 | 0 | 0 |
| Other multi-racial: | 0 | 0 | 0 | 0 | 0 | 0 | 0 | 0 |
| Asian/Pacific Islander: | 0 | 0 | 0 | 0 | 0 | 0 | 0 | 0 |
| Hispanic: | 0 | 0 | 0 | 0 | 0 | 0 | 0 | 0 |
| Total: | 1 | 0 | 0 | 0 | 1 | 0 | 0 | 0 |
| Female-headed Households: | 1 | | 0 | | 1 | | | |

Income Category:

| | Owner | Renter | Total | Person |
|------------------|----------|----------|----------|----------|
| Extremely Low | 0 | 0 | 0 | 0 |
| Low Mod | 1 | 0 | 1 | 0 |
| Moderate | 0 | 0 | 0 | 0 |
| Non Low Moderate | 0 | 0 | 0 | 0 |
| Total | 1 | 0 | 1 | 0 |

Annual Accomplishments

| Years | Accomplishment Narrative | # Benefitting |
|-------|--|---------------|
| 2012 | Sewer line replacement in a single family, senior citizen, owner occupied home | |

PGM Year: 2012
Project: 0007 - HOUSING REHABILITATION PROGRAM
IDIS Activity: 1018 - REHAB. FORMAN / #851

Status: Completed 3/20/2013 12:00:00 AM
Location: 236 Magnolia Dr Bloomington, IL 61701-7023

Objective: Provide decent affordable housing
Outcome: Availability/accessibility
Matrix Code: Rehab; Single-Unit Residential (14A) **National Objective:** LMH

Initial Funding Date: 10/23/2012

Financing

Funded Amount: 16,582.50
 Drawn Thru Program Year: 16,582.50
 Drawn In Program Year: 16,582.50

Description:

SEWER, FURNACEAIR, WATER HEATER - REPLACEMENT OF ALL, IN ADDITION TO SOME ELECTRICAL WORK TO CORRECT SERVICE OVERLOAD

Proposed Accomplishments

Housing Units : 1

Actual Accomplishments

Number assisted:

| | Owner | | Renter | | Total | | Person | |
|--|----------|----------|----------|----------|----------|----------|----------|----------|
| | Total | Hispanic | Total | Hispanic | Total | Hispanic | Total | Hispanic |
| White: | 1 | 0 | 0 | 0 | 1 | 0 | 0 | 0 |
| Black/African American: | 0 | 0 | 0 | 0 | 0 | 0 | 0 | 0 |
| Asian: | 0 | 0 | 0 | 0 | 0 | 0 | 0 | 0 |
| American Indian/Alaskan Native: | 0 | 0 | 0 | 0 | 0 | 0 | 0 | 0 |
| Native Hawaiian/Other Pacific Islander: | 0 | 0 | 0 | 0 | 0 | 0 | 0 | 0 |
| American Indian/Alaskan Native & White: | 0 | 0 | 0 | 0 | 0 | 0 | 0 | 0 |
| Asian White: | 0 | 0 | 0 | 0 | 0 | 0 | 0 | 0 |
| Black/African American & White: | 0 | 0 | 0 | 0 | 0 | 0 | 0 | 0 |
| American Indian/Alaskan Native & Black/African American: | 0 | 0 | 0 | 0 | 0 | 0 | 0 | 0 |
| Other multi-racial: | 0 | 0 | 0 | 0 | 0 | 0 | 0 | 0 |
| Asian/Pacific Islander: | 0 | 0 | 0 | 0 | 0 | 0 | 0 | 0 |
| Hispanic: | 0 | 0 | 0 | 0 | 0 | 0 | 0 | 0 |
| Total: | 1 | 0 | 0 | 0 | 1 | 0 | 0 | 0 |
| Female-headed Households: | 0 | | 0 | | 0 | | | |

Income Category:

| | Owner | Renter | Total | Person |
|---------------|-------|--------|-------|--------|
| Extremely Low | 0 | 0 | 0 | 0 |
| Low Mod | 1 | 0 | 1 | 0 |

| | | | | |
|------------------|--------|---|--------|---|
| Moderate | 0 | 0 | 0 | 0 |
| Non Low Moderate | 0 | 0 | 0 | 0 |
| Total | 1 | 0 | 1 | 0 |
| Percent Low/Mod | 100.0% | | 100.0% | |

Annual Accomplishments

| Years | Accomplishment Narrative | # Benefitting |
|-------|--------------------------|---------------|
|-------|--------------------------|---------------|

| | | |
|------|--|--|
| 2012 | SEWER SERVICE, FURNACE, AC, AND WATER HEATER REPLACED IN A LOW INCOME, DISABLED, SINGLE FAMILY OWNER OCCUPIED HOME | |
|------|--|--|

PGM Year: 2012
Project: 0007 - HOUSING REHABILITATION PROGRAM
IDIS Activity: 1019 - REHAB. NICKUM / #852

| | | | |
|-----------|--|---------------------|--------------------------------------|
| Status: | Completed 4/30/2013 12:00:00 AM | Objective: | Provide decent affordable housing |
| Location: | 1313 Beverly Ln Bloomington, IL 61701-6931 | Outcome: | Availability/accessibility |
| | | Matrix Code: | Rehab; Single-Unit Residential (14A) |
| | | National Objective: | LMH |

Initial Funding Date: 10/23/2012

Financing **Description:** EMERGENCY ROOF REPLACEMENT

Funded Amount: 6,700.00
 Drawn Thru Program Year: 6,700.00
 Drawn In Program Year: 6,700.00

Proposed Accomplishments

Housing Units : 1

Actual Accomplishments

| Number assisted: | Owner | | Renter | | Total | | Person | |
|--|----------|----------|----------|----------|----------|----------|----------|----------|
| | Total | Hispanic | Total | Hispanic | Total | Hispanic | Total | Hispanic |
| White: | 1 | 0 | 0 | 0 | 1 | 0 | 0 | 0 |
| Black/African American: | 0 | 0 | 0 | 0 | 0 | 0 | 0 | 0 |
| Asian: | 0 | 0 | 0 | 0 | 0 | 0 | 0 | 0 |
| American Indian/Alaskan Native: | 0 | 0 | 0 | 0 | 0 | 0 | 0 | 0 |
| Native Hawaiian/Other Pacific Islander: | 0 | 0 | 0 | 0 | 0 | 0 | 0 | 0 |
| American Indian/Alaskan Native & White: | 0 | 0 | 0 | 0 | 0 | 0 | 0 | 0 |
| Asian White: | 0 | 0 | 0 | 0 | 0 | 0 | 0 | 0 |
| Black/African American & White: | 0 | 0 | 0 | 0 | 0 | 0 | 0 | 0 |
| American Indian/Alaskan Native & Black/African American: | 0 | 0 | 0 | 0 | 0 | 0 | 0 | 0 |
| Other multi-racial: | 0 | 0 | 0 | 0 | 0 | 0 | 0 | 0 |
| Asian/Pacific Islander: | 0 | 0 | 0 | 0 | 0 | 0 | 0 | 0 |
| Hispanic: | 0 | 0 | 0 | 0 | 0 | 0 | 0 | 0 |
| Total: | 1 | 0 | 0 | 0 | 1 | 0 | 0 | 0 |
| Female-headed Households: | 1 | | 0 | | 1 | | | |

Income Category:

| | Owner | Renter | Total | Person |
|------------------|--------|--------|--------|--------|
| Extremely Low | 1 | 0 | 1 | 0 |
| Low Mod | 0 | 0 | 0 | 0 |
| Moderate | 0 | 0 | 0 | 0 |
| Non Low Moderate | 0 | 0 | 0 | 0 |
| Total | 1 | 0 | 1 | 0 |
| Percent Low/Mod | 100.0% | | 100.0% | |

Annual Accomplishments

| Years | Accomplishment Narrative | # Benefitting |
|-------|--------------------------|---------------|
|-------|--------------------------|---------------|

2012 Roof replacement for an owner occupied, single family, extremely low senior, female head of household

PGM Year: 2012

Project: 0007 - HOUSING REHABILITATION PROGRAM

IDIS Activity: 1020 - REHAB. GOBEN / #853

Status: Completed 4/30/2013 12:00:00 AM

Location: 305 W Lincoln St Bloomington, IL 61701-6642

Objective: Provide decent affordable housing

Outcome: Availability/accessibility

Matrix Code: Rehab; Single-Unit Residential (14A)

National Objective: LMH

Initial Funding Date: 10/26/2012

Financing

Funded Amount: 1,250.39

Drawn Thru Program Year: 1,250.39

Drawn In Program Year: 1,250.39

Description:

PAID FOR MATERIALS FOR A HANDICAP ACCESSIBLE RAMP FOR A DISABLED, SENIOR CITIZEN, OWNER OCCUPIED HOUSEHOLD.
RAMP WAS BUILT BY VOLUNTEER LABOR THROUGH AMBUCS.

Proposed Accomplishments

Housing Units : 1

Actual Accomplishments

Number assisted:

| | Owner | | Renter | | Total | | Person | |
|--|-------|----------|--------|----------|-------|----------|--------|----------|
| | Total | Hispanic | Total | Hispanic | Total | Hispanic | Total | Hispanic |
| White: | 1 | 0 | 0 | 0 | 1 | 0 | 0 | 0 |
| Black/African American: | 0 | 0 | 0 | 0 | 0 | 0 | 0 | 0 |
| Asian: | 0 | 0 | 0 | 0 | 0 | 0 | 0 | 0 |
| American Indian/Alaskan Native: | 0 | 0 | 0 | 0 | 0 | 0 | 0 | 0 |
| Native Hawaiian/Other Pacific Islander: | 0 | 0 | 0 | 0 | 0 | 0 | 0 | 0 |
| American Indian/Alaskan Native & White: | 0 | 0 | 0 | 0 | 0 | 0 | 0 | 0 |
| Asian White: | 0 | 0 | 0 | 0 | 0 | 0 | 0 | 0 |
| Black/African American & White: | 0 | 0 | 0 | 0 | 0 | 0 | 0 | 0 |
| American Indian/Alaskan Native & Black/African American: | 0 | 0 | 0 | 0 | 0 | 0 | 0 | 0 |
| Other multi-racial: | 0 | 0 | 0 | 0 | 0 | 0 | 0 | 0 |
| Asian/Pacific Islander: | 0 | 0 | 0 | 0 | 0 | 0 | 0 | 0 |
| Hispanic: | 0 | 0 | 0 | 0 | 0 | 0 | 0 | 0 |

Total: 1 0 0 0 1 0 0 0

Female-headed Households: 1 0 1

Income Category:

| | Owner | Renter | Total | Person |
|------------------|--------|--------|--------|--------|
| Extremely Low | 1 | 0 | 1 | 0 |
| Low Mod | 0 | 0 | 0 | 0 |
| Moderate | 0 | 0 | 0 | 0 |
| Non Low Moderate | 0 | 0 | 0 | 0 |
| Total | 1 | 0 | 1 | 0 |
| Percent Low/Mod | 100.0% | | 100.0% | |

Annual Accomplishments

Years **Accomplishment Narrative** **# Benefitting**

2012 PAID FOR MATERIALS FOR A HANDICAP ACCESSIBLE RAMP FOR A DISABLED, SENIOR CITIZEN, OWNER OCCUPIED HOUSEHOLD. RAMP WAS BUILT BY VOLUNTEER LABOR THROUGH AMBUCS

PGM Year: 2012
Project: 0007 - HOUSING REHABILITATION PROGRAM
IDIS Activity: 1021 - REHAB. CAMPBELL / #854

Status: Completed 4/11/2013 12:00:00 AM Objective: Provide decent affordable housing
 Location: 6 Cottonwood St Bloomington, IL 61701-6933 Outcome: Availability/accessibility
 Matrix Code: Rehab; Single-Unit Residential (14A) National Objective: LMH

Initial Funding Date: 11/06/2012

Financing **Description:**
 EMERGENCY SEWER REPLACEMENT FOR A SENIOR CITIZEN, SINGLE FAMILY OWNER OCCUPIED RESIDENCE

Funded Amount: 7,800.00
 Drawn Thru Program Year: 7,800.00
 Drawn In Program Year: 7,800.00

Proposed Accomplishments

Housing Units : 1

Actual Accomplishments

| <i>Number assisted:</i> | Owner | | Renter | | Total | | Person | |
|--|-------|----------|--------|----------|-------|----------|--------|----------|
| | Total | Hispanic | Total | Hispanic | Total | Hispanic | Total | Hispanic |
| White: | 1 | 0 | 0 | 0 | 1 | 0 | 0 | 0 |
| Black/African American: | 0 | 0 | 0 | 0 | 0 | 0 | 0 | 0 |
| Asian: | 0 | 0 | 0 | 0 | 0 | 0 | 0 | 0 |
| American Indian/Alaskan Native: | 0 | 0 | 0 | 0 | 0 | 0 | 0 | 0 |
| Native Hawaiian/Other Pacific Islander: | 0 | 0 | 0 | 0 | 0 | 0 | 0 | 0 |
| American Indian/Alaskan Native & White: | 0 | 0 | 0 | 0 | 0 | 0 | 0 | 0 |
| Asian White: | 0 | 0 | 0 | 0 | 0 | 0 | 0 | 0 |
| Black/African American & White: | 0 | 0 | 0 | 0 | 0 | 0 | 0 | 0 |
| American Indian/Alaskan Native & Black/African American: | 0 | 0 | 0 | 0 | 0 | 0 | 0 | 0 |

| | | | | | | | | |
|---------------------------|----------|----------|----------|----------|----------|----------|----------|----------|
| Other multi-racial: | 0 | 0 | 0 | 0 | 0 | 0 | 0 | 0 |
| Asian/Pacific Islander: | 0 | 0 | 0 | 0 | 0 | 0 | 0 | 0 |
| Hispanic: | 0 | 0 | 0 | 0 | 0 | 0 | 0 | 0 |
| Total: | 1 | 0 | 0 | 0 | 1 | 0 | 0 | 0 |
| Female-headed Households: | 1 | | 0 | | 1 | | | |

Income Category:

| | Owner | Renter | Total | Person |
|------------------|--------|--------|--------|--------|
| Extremely Low | 1 | 0 | 1 | 0 |
| Low Mod | 0 | 0 | 0 | 0 |
| Moderate | 0 | 0 | 0 | 0 |
| Non Low Moderate | 0 | 0 | 0 | 0 |
| Total | 1 | 0 | 1 | 0 |
| Percent Low/Mod | 100.0% | | 100.0% | |

Annual Accomplishments

| Years | Accomplishment Narrative | # Benefitting |
|-------|--------------------------|---------------|
|-------|--------------------------|---------------|

2012 Sewer line replacement in an owner occupied, elderly single family, low income residence.

PGM Year: 2012
Project: 0007 - HOUSING REHABILITATION PROGRAM
IDIS Activity: 1022 - REHAB. KING / #855

Status: Completed 4/30/2013 12:00:00 AM Objective: Provide decent affordable housing
Location: 901 E Jefferson St Bloomington, IL 61701-4140 Outcome: Availability/accessibility
Matrix Code: Rehab; Single-Unit Residential (14A) National Objective: LMH

Initial Funding Date: 11/06/2012

Financing **Description:** EMERGENCY SEWER REPLACEMENT IN A SINGLE FAMILY OWNER OCCUPIED RESIDENCE

Funded Amount: 11,000.00
Drawn Thru Program Year: 11,000.00
Drawn In Program Year: 11,000.00

Proposed Accomplishments

Housing Units : 1

Actual Accomplishments

| <i>Number assisted:</i> | Owner | | Renter | | Total | | Person | |
|---|-------|----------|--------|----------|-------|----------|--------|----------|
| | Total | Hispanic | Total | Hispanic | Total | Hispanic | Total | Hispanic |
| White: | 1 | 0 | 0 | 0 | 1 | 0 | 0 | 0 |
| Black/African American: | 0 | 0 | 0 | 0 | 0 | 0 | 0 | 0 |
| Asian: | 0 | 0 | 0 | 0 | 0 | 0 | 0 | 0 |
| American Indian/Alaskan Native: | 0 | 0 | 0 | 0 | 0 | 0 | 0 | 0 |
| Native Hawaiian/Other Pacific Islander: | 0 | 0 | 0 | 0 | 0 | 0 | 0 | 0 |
| American Indian/Alaskan Native & White: | 0 | 0 | 0 | 0 | 0 | 0 | 0 | 0 |

| | | | | | | | | |
|--|----------|----------|----------|----------|----------|----------|----------|----------|
| Asian White: | 0 | 0 | 0 | 0 | 0 | 0 | 0 | 0 |
| Black/African American & White: | 0 | 0 | 0 | 0 | 0 | 0 | 0 | 0 |
| American Indian/Alaskan Native & Black/African American: | 0 | 0 | 0 | 0 | 0 | 0 | 0 | 0 |
| Other multi-racial: | 0 | 0 | 0 | 0 | 0 | 0 | 0 | 0 |
| Asian/Pacific Islander: | 0 | 0 | 0 | 0 | 0 | 0 | 0 | 0 |
| Hispanic: | 0 | 0 | 0 | 0 | 0 | 0 | 0 | 0 |
| Total: | 1 | 0 | 0 | 0 | 1 | 0 | 0 | 0 |

Female-headed Households: 1 0 1

Income Category:

| | Owner | Renter | Total | Person |
|------------------|--------|--------|--------|--------|
| Extremely Low | 0 | 0 | 0 | 0 |
| Low Mod | 0 | 0 | 0 | 0 |
| Moderate | 1 | 0 | 1 | 0 |
| Non Low Moderate | 0 | 0 | 0 | 0 |
| Total | 1 | 0 | 1 | 0 |
| Percent Low/Mod | 100.0% | | 100.0% | |

Annual Accomplishments

| Years | Accomplishment Narrative | # Benefitting |
|-------|--------------------------|---------------|
|-------|--------------------------|---------------|

2012 Sewer service replacement in an owner occupied, single family, female head of household, moderate income property

PGM Year: 2012
Project: 0007 - HOUSING REHABILITATION PROGRAM
IDIS Activity: 1023 - REHAB. CHAMBERLAIN / #856

Status: Completed 4/11/2013 12:00:00 AM
Location: 808 W Jackson St Bloomington, IL 61701-4908

Objective: Provide decent affordable housing
Outcome: Availability/accessibility
Matrix Code: Rehab; Single-Unit Residential (14A) National Objective: LMH

Initial Funding Date: 11/06/2012

Financing
Funded Amount: 25,465.00
Drawn Thru Program Year: 25,465.00
Drawn In Program Year: 25,465.00

Description:
EMERGENCY SEWER AND ROOF REPLACEMENT ON A SINGLE FAMILY OWNER OCCUPIED LOW INCOME RESIDENCE

Proposed Accomplishments

Housing Units : 1

Actual Accomplishments

| <i>Number assisted:</i> | Owner | | Renter | | Total | | Person | |
|-------------------------|-------|----------|--------|----------|-------|----------|--------|----------|
| | Total | Hispanic | Total | Hispanic | Total | Hispanic | Total | Hispanic |
| White: | 1 | 0 | 0 | 0 | 1 | 0 | 0 | 0 |
| Black/African American: | 0 | 0 | 0 | 0 | 0 | 0 | 0 | 0 |
| Asian: | 0 | 0 | 0 | 0 | 0 | 0 | 0 | 0 |

| | | | | | | | | |
|--|----------|----------|----------|----------|----------|----------|----------|----------|
| American Indian/Alaskan Native: | 0 | 0 | 0 | 0 | 0 | 0 | 0 | 0 |
| Native Hawaiian/Other Pacific Islander: | 0 | 0 | 0 | 0 | 0 | 0 | 0 | 0 |
| American Indian/Alaskan Native & White: | 0 | 0 | 0 | 0 | 0 | 0 | 0 | 0 |
| Asian White: | 0 | 0 | 0 | 0 | 0 | 0 | 0 | 0 |
| Black/African American & White: | 0 | 0 | 0 | 0 | 0 | 0 | 0 | 0 |
| American Indian/Alaskan Native & Black/African American: | 0 | 0 | 0 | 0 | 0 | 0 | 0 | 0 |
| Other multi-racial: | 0 | 0 | 0 | 0 | 0 | 0 | 0 | 0 |
| Asian/Pacific Islander: | 0 | 0 | 0 | 0 | 0 | 0 | 0 | 0 |
| Hispanic: | 0 | 0 | 0 | 0 | 0 | 0 | 0 | 0 |
| Total: | 1 | 0 | 0 | 0 | 1 | 0 | 0 | 0 |

Female-headed Households: 1 0 1

Income Category:

| | Owner | Renter | Total | Person |
|------------------|--------|--------|--------|--------|
| Extremely Low | 1 | 0 | 1 | 0 |
| Low Mod | 0 | 0 | 0 | 0 |
| Moderate | 0 | 0 | 0 | 0 |
| Non Low Moderate | 0 | 0 | 0 | 0 |
| Total | 1 | 0 | 1 | 0 |
| Percent Low/Mod | 100.0% | | 100.0% | |

Annual Accomplishments

| Years | Accomplishment Narrative | # Benefitting |
|-------|--------------------------|---------------|
|-------|--------------------------|---------------|

2012 Sewer line replacement and roof replacement in a single family owner occupied low income house.

PGM Year: 2012

Project: 0007 - HOUSING REHABILITATION PROGRAM

IDIS Activity: 1024 - REHAB. SCHREIBER / #857

Status: Completed 4/11/2013 12:00:00 AM

Location: 1320 S Oak St Bloomington, IL 61701-6546

Objective: Provide decent affordable housing

Outcome: Availability/accessibility

Matrix Code: Rehab; Single-Unit Residential (14A)

National Objective: LMH

Initial Funding Date: 11/14/2012

Financing

Funded Amount: 3,250.00

Drawn Thru Program Year: 3,250.00

Drawn In Program Year: 3,250.00

Description:

FURNACE REPLACEMENT IN A SINGLE FAMILY, OWNER OCCUPIED, LOWMODERATE INCOME HOUSEHOLD

Proposed Accomplishments

Housing Units : 1

Actual Accomplishments

Number assisted:

| Owner | | Renter | | Total | | Person | |
|-------|----------|--------|----------|-------|----------|--------|----------|
| Total | Hispanic | Total | Hispanic | Total | Hispanic | Total | Hispanic |

| | | | | | | | | |
|--|----------|----------|----------|----------|----------|----------|----------|----------|
| White: | 1 | 0 | 0 | 0 | 1 | 0 | 0 | 0 |
| Black/African American: | 0 | 0 | 0 | 0 | 0 | 0 | 0 | 0 |
| Asian: | 0 | 0 | 0 | 0 | 0 | 0 | 0 | 0 |
| American Indian/Alaskan Native: | 0 | 0 | 0 | 0 | 0 | 0 | 0 | 0 |
| Native Hawaiian/Other Pacific Islander: | 0 | 0 | 0 | 0 | 0 | 0 | 0 | 0 |
| American Indian/Alaskan Native & White: | 0 | 0 | 0 | 0 | 0 | 0 | 0 | 0 |
| Asian White: | 0 | 0 | 0 | 0 | 0 | 0 | 0 | 0 |
| Black/African American & White: | 0 | 0 | 0 | 0 | 0 | 0 | 0 | 0 |
| American Indian/Alaskan Native & Black/African American: | 0 | 0 | 0 | 0 | 0 | 0 | 0 | 0 |
| Other multi-racial: | 0 | 0 | 0 | 0 | 0 | 0 | 0 | 0 |
| Asian/Pacific Islander: | 0 | 0 | 0 | 0 | 0 | 0 | 0 | 0 |
| Hispanic: | 0 | 0 | 0 | 0 | 0 | 0 | 0 | 0 |
| Total: | 1 | 0 | 0 | 0 | 1 | 0 | 0 | 0 |
| Female-headed Households: | 1 | | 0 | | 1 | | | |

Income Category:

| | Owner | Renter | Total | Person |
|------------------|--------|--------|--------|--------|
| Extremely Low | 0 | 0 | 0 | 0 |
| Low Mod | 1 | 0 | 1 | 0 |
| Moderate | 0 | 0 | 0 | 0 |
| Non Low Moderate | 0 | 0 | 0 | 0 |
| Total | 1 | 0 | 1 | 0 |
| Percent Low/Mod | 100.0% | | 100.0% | |

Annual Accomplishments

| Years | Accomplishment Narrative | # Benefitting |
|-------|---|---------------|
| 2012 | FURNACE REPLACEMENT IN A SINGLE FAMILY, OWNER OCCUPIED, LOW / MODERATE INCOME, FEMALE HEAD OF HOUSEHOLD | |

PGM Year: 2012
Project: 0007 - HOUSING REHABILITATION PROGRAM
IDIS Activity: 1025 - REHAB. JONES / #858

Status: Completed 4/30/2013 12:00:00 AM
Location: 105 Van Schoick St Bloomington, IL 61701-6564

Objective: Provide decent affordable housing
Outcome: Availability/accessibility
Matrix Code: Rehab; Single-Unit Residential (14A) **National Objective:** LMH

Initial Funding Date: 11/27/2012

Financing

Funded Amount: 9,815.00
Drawn Thru Program Year: 9,815.00
Drawn In Program Year: 9,815.00

Description:

EMERGENCY SEWER SERVICE REPLACEMENT FOR A LOWMODERATE INCOME, SINGLE FAMILY HOUSEHOLD

Proposed Accomplishments

Housing Units : 1

Actual Accomplishments

Number assisted:

| | Owner | | Renter | | Total | | Person | |
|--|----------|----------|----------|----------|----------|----------|----------|----------|
| | Total | Hispanic | Total | Hispanic | Total | Hispanic | Total | Hispanic |
| White: | 1 | 0 | 0 | 0 | 1 | 0 | 0 | 0 |
| Black/African American: | 0 | 0 | 0 | 0 | 0 | 0 | 0 | 0 |
| Asian: | 0 | 0 | 0 | 0 | 0 | 0 | 0 | 0 |
| American Indian/Alaskan Native: | 0 | 0 | 0 | 0 | 0 | 0 | 0 | 0 |
| Native Hawaiian/Other Pacific Islander: | 0 | 0 | 0 | 0 | 0 | 0 | 0 | 0 |
| American Indian/Alaskan Native & White: | 0 | 0 | 0 | 0 | 0 | 0 | 0 | 0 |
| Asian White: | 0 | 0 | 0 | 0 | 0 | 0 | 0 | 0 |
| Black/African American & White: | 0 | 0 | 0 | 0 | 0 | 0 | 0 | 0 |
| American Indian/Alaskan Native & Black/African American: | 0 | 0 | 0 | 0 | 0 | 0 | 0 | 0 |
| Other multi-racial: | 0 | 0 | 0 | 0 | 0 | 0 | 0 | 0 |
| Asian/Pacific Islander: | 0 | 0 | 0 | 0 | 0 | 0 | 0 | 0 |
| Hispanic: | 0 | 0 | 0 | 0 | 0 | 0 | 0 | 0 |
| Total: | 1 | 0 | 0 | 0 | 1 | 0 | 0 | 0 |
| Female-headed Households: | 1 | | 0 | | 1 | | | |

Income Category:

| | Owner | Renter | Total | Person |
|------------------|--------|--------|--------|--------|
| Extremely Low | 0 | 0 | 0 | 0 |
| Low Mod | 1 | 0 | 1 | 0 |
| Moderate | 0 | 0 | 0 | 0 |
| Non Low Moderate | 0 | 0 | 0 | 0 |
| Total | 1 | 0 | 1 | 0 |
| Percent Low/Mod | 100.0% | | 100.0% | |

Annual Accomplishments

| Years | Accomplishment Narrative | # Benefitting |
|-------|---|---------------|
| 2012 | EMERGENCY SEWER REPLACEMENT FOR A SINGLE FAMILY, OWNER OCCUPIED LOW INCOME, SENIOR FEMALE HEAD OF HOUSEHOLD | |

PGM Year: 2012
Project: 0006 - DEMOLITION AND CLEARANCE
IDIS Activity: 1026 - DEMO - 608 W. MULBERRY

Status: Completed 4/30/2013 12:00:00 AM
 Location: 608 W Mulberry St Bloomington, IL 61701-2856

Objective: Create suitable living environments
 Outcome: Sustainability
 Matrix Code: Clearance and Demolition (04) National Objective: SBA

Initial Funding Date: 11/27/2012

Financing

Funded Amount: 33,845.84
 Drawn Thru Program Year: 33,845.84

Description:
 DEMOLITION OF A VACANT, DILAPIDATED SINGLE FAMILY HOME. LOT TO BE DONATED TO HABITAT FOR CONSTRUCTION OF A NEW SINGLE FAMILY HOME FOR A LOWMODERATE INCOME HOUSEHOLD.

Drawn In Program Year: 33,845.84

Proposed Accomplishments

Housing Units : 1

Annual Accomplishments

| Years | Accomplishment Narrative | # Benefiting |
|-------|--------------------------|--------------|
|-------|--------------------------|--------------|

| | | |
|------|---|--|
| 2012 | Demolition of a deteriorated, vacant structure in the City's designated Slum / Blight area. Lot was deeded over to Habitat for Humanity for the construction of a new home for a low / moderate income household. | |
|------|---|--|

PGM Year: 2012
Project: 0007 - HOUSING REHABILITATION PROGRAM
IDIS Activity: 1027 - REHAB. STANFORD / #859

Status: Completed 4/30/2013 12:00:00 AM
Location: 406 S Western Ave Bloomington, IL 61701-4850

Objective: Provide decent affordable housing
Outcome: Availability/accessibility
Matrix Code: Rehab; Single-Unit Residential (14A) **National Objective:** LMH

Initial Funding Date: 11/28/2012

Financing

Funded Amount: 11,500.00
 Drawn Thru Program Year: 11,500.00
 Drawn In Program Year: 11,500.00

Description:
 REPLACEMENT OF A DETERIORATED ROOF ON A SINGLE FAMILY, LOWMODERATE INCOME HOME

Proposed Accomplishments

Housing Units : 1

Actual Accomplishments

Number assisted:

| | Owner | | Renter | | Total | | Person | |
|--|----------|----------|----------|----------|----------|----------|----------|----------|
| | Total | Hispanic | Total | Hispanic | Total | Hispanic | Total | Hispanic |
| White: | 1 | 0 | 0 | 0 | 1 | 0 | 0 | 0 |
| Black/African American: | 0 | 0 | 0 | 0 | 0 | 0 | 0 | 0 |
| Asian: | 0 | 0 | 0 | 0 | 0 | 0 | 0 | 0 |
| American Indian/Alaskan Native: | 0 | 0 | 0 | 0 | 0 | 0 | 0 | 0 |
| Native Hawaiian/Other Pacific Islander: | 0 | 0 | 0 | 0 | 0 | 0 | 0 | 0 |
| American Indian/Alaskan Native & White: | 0 | 0 | 0 | 0 | 0 | 0 | 0 | 0 |
| Asian White: | 0 | 0 | 0 | 0 | 0 | 0 | 0 | 0 |
| Black/African American & White: | 0 | 0 | 0 | 0 | 0 | 0 | 0 | 0 |
| American Indian/Alaskan Native & Black/African American: | 0 | 0 | 0 | 0 | 0 | 0 | 0 | 0 |
| Other multi-racial: | 0 | 0 | 0 | 0 | 0 | 0 | 0 | 0 |
| Asian/Pacific Islander: | 0 | 0 | 0 | 0 | 0 | 0 | 0 | 0 |
| Hispanic: | 0 | 0 | 0 | 0 | 0 | 0 | 0 | 0 |
| Total: | 1 | 0 | 0 | 0 | 1 | 0 | 0 | 0 |
| Female-headed Households: | 0 | | 0 | | 0 | | | |

Income Category:

| | Owner | Renter | Total | Person |
|------------------|--------|--------|--------|--------|
| Extremely Low | 0 | 0 | 0 | 0 |
| Low Mod | 1 | 0 | 1 | 0 |
| Moderate | 0 | 0 | 0 | 0 |
| Non Low Moderate | 0 | 0 | 0 | 0 |
| Total | 1 | 0 | 1 | 0 |
| Percent Low/Mod | 100.0% | | 100.0% | |

Annual Accomplishments

| Years | Accomplishment Narrative | # Benefitting |
|-------|--------------------------|---------------|
|-------|--------------------------|---------------|

2012 Roof replacement for a single family owner occupied, elderly, low income household

PGM Year: 2012

Project: 0006 - DEMOLITION AND CLEARANCE

IDIS Activity: 1028 - DEMO. 915 W. GROVE STREET

Status: Completed 4/30/2013 12:00:00 AM

Location: 915 W Grove St Bloomington, IL 61701-4949

Objective: Create suitable living environments

Outcome: Sustainability

Matrix Code: Clearance and Demolition (04)

National Objective: SBA

Initial Funding Date: 12/11/2012

Financing

Funded Amount: 34,050.25

Drawn Thru Program Year: 34,050.25

Drawn In Program Year: 34,050.25

Description:

DEMOLITION AND CLEARANCE OF A VACANT, DILAPIDATED SINGLE FAMILY HOME WITHIN OUR SLUMBLIGHT TARGET AREA.

Proposed Accomplishments

Housing Units : 1

Annual Accomplishments

| Years | Accomplishment Narrative | # Benefitting |
|-------|--------------------------|---------------|
|-------|--------------------------|---------------|

2012 Demolition of a severely deteriorated single family property that had been vacant for over 10 years. Lot was deeded over to Habitat for Humanity for construction of a new home for a qualified low / moderate income household.

PGM Year: 2012

Project: 0007 - HOUSING REHABILITATION PROGRAM

IDIS Activity: 1029 - REHAB. NELSON / #860

Status: Completed 4/11/2013 12:00:00 AM

Location: 907 Reinthaler Rd Bloomington, IL 61701-5816

Objective: Provide decent affordable housing

Outcome: Availability/accessibility

Matrix Code: Rehab; Single-Unit Residential (14A)

National Objective: LMH

Initial Funding Date: 01/10/2013

Financing

Funded Amount: 4,500.00

Description:

EMERGENCY SEWER REPLACEMENT FOR A SINGLE FAMILY OWNER OCCUPIED LOWMODERATE INCOME HOUSEHOLD

Drawn Thru Program Year: 4,500.00

Drawn In Program Year: 4,500.00

Proposed Accomplishments

Housing Units : 1

Actual Accomplishments

Number assisted:

| | Owner | | Renter | | Total | | Person | |
|--|----------|----------|----------|----------|----------|----------|----------|----------|
| | Total | Hispanic | Total | Hispanic | Total | Hispanic | Total | Hispanic |
| White: | 1 | 0 | 0 | 0 | 1 | 0 | 0 | 0 |
| Black/African American: | 0 | 0 | 0 | 0 | 0 | 0 | 0 | 0 |
| Asian: | 0 | 0 | 0 | 0 | 0 | 0 | 0 | 0 |
| American Indian/Alaskan Native: | 0 | 0 | 0 | 0 | 0 | 0 | 0 | 0 |
| Native Hawaiian/Other Pacific Islander: | 0 | 0 | 0 | 0 | 0 | 0 | 0 | 0 |
| American Indian/Alaskan Native & White: | 0 | 0 | 0 | 0 | 0 | 0 | 0 | 0 |
| Asian White: | 0 | 0 | 0 | 0 | 0 | 0 | 0 | 0 |
| Black/African American & White: | 0 | 0 | 0 | 0 | 0 | 0 | 0 | 0 |
| American Indian/Alaskan Native & Black/African American: | 0 | 0 | 0 | 0 | 0 | 0 | 0 | 0 |
| Other multi-racial: | 0 | 0 | 0 | 0 | 0 | 0 | 0 | 0 |
| Asian/Pacific Islander: | 0 | 0 | 0 | 0 | 0 | 0 | 0 | 0 |
| Hispanic: | 0 | 0 | 0 | 0 | 0 | 0 | 0 | 0 |
| Total: | 1 | 0 | 0 | 0 | 1 | 0 | 0 | 0 |
| Female-headed Households: | 1 | | 0 | | 1 | | | |

Income Category:

| | Owner | Renter | Total | Person |
|------------------|--------|--------|--------|--------|
| Extremely Low | 0 | 0 | 0 | 0 |
| Low Mod | 1 | 0 | 1 | 0 |
| Moderate | 0 | 0 | 0 | 0 |
| Non Low Moderate | 0 | 0 | 0 | 0 |
| Total | 1 | 0 | 1 | 0 |
| Percent Low/Mod | 100.0% | | 100.0% | |

Annual Accomplishments

| Years | Accomplishment Narrative | # Benefiting |
|-----------------------|---|---|
| 2012 | Sewer line replacement in a single family owner occupied low income residence | |
| PGM Year: | 2012 | |
| Project: | 0007 - HOUSING REHABILITATION PROGRAM | |
| IDIS Activity: | 1030 - REHAB. HOPKINS / #861 | |
| Status: | Completed 4/30/2013 12:00:00 AM | Objective: Provide decent affordable housing |
| Location: | 8 Marvin Gdns Bloomington, IL 61701-1453 | Outcome: Availability/accessibility |
| | | Matrix Code: Rehab; Single-Unit Residential (14A) National Objective: LMH |

Initial Funding Date: 01/16/2013

Description:

EMERGENCY FURNACE REPLACEMENT IN JANUARY.
SINGLE FAMILY OWNER OCCUPIED LOW/MODERATE INCOME HOUSEHOLD

Financing

Funded Amount: 2,650.00
Drawn Thru Program Year: 2,650.00
Drawn In Program Year: 2,650.00

Proposed Accomplishments

Housing Units : 1

Actual Accomplishments

Number assisted:

| | Owner | | Renter | | Total | | Person | |
|--|----------|----------|----------|----------|----------|----------|----------|----------|
| | Total | Hispanic | Total | Hispanic | Total | Hispanic | Total | Hispanic |
| White: | 0 | 0 | 0 | 0 | 0 | 0 | | 0 |
| Black/African American: | 1 | 0 | 0 | 0 | 1 | 0 | 0 | 0 |
| Asian: | 0 | 0 | 0 | 0 | 0 | 0 | 0 | 0 |
| American Indian/Alaskan Native: | 0 | 0 | 0 | 0 | 0 | 0 | 0 | 0 |
| Native Hawaiian/Other Pacific Islander: | 0 | 0 | 0 | 0 | 0 | 0 | 0 | 0 |
| American Indian/Alaskan Native & White: | 0 | 0 | 0 | 0 | 0 | 0 | 0 | 0 |
| Asian White: | 0 | 0 | 0 | 0 | 0 | 0 | 0 | 0 |
| Black/African American & White: | 0 | 0 | 0 | 0 | 0 | 0 | 0 | 0 |
| American Indian/Alaskan Native & Black/African American: | 0 | 0 | 0 | 0 | 0 | 0 | 0 | 0 |
| Other multi-racial: | 0 | 0 | 0 | 0 | 0 | 0 | 0 | 0 |
| Asian/Pacific Islander: | 0 | 0 | 0 | 0 | 0 | 0 | 0 | 0 |
| Hispanic: | 0 | 0 | 0 | 0 | 0 | 0 | 0 | 0 |
| Total: | 1 | 0 | 0 | 0 | 1 | 0 | 0 | 0 |
| Female-headed Households: | 1 | | 0 | | 1 | | | |

Income Category:

| | Owner | Renter | Total | Person |
|------------------|--------|--------|--------|--------|
| Extremely Low | 0 | 0 | 0 | 0 |
| Low Mod | 0 | 0 | 0 | 0 |
| Moderate | 1 | 0 | 1 | 0 |
| Non Low Moderate | 0 | 0 | 0 | 0 |
| Total | 1 | 0 | 1 | 0 |
| Percent Low/Mod | 100.0% | | 100.0% | |

Annual Accomplishments

| Years | Accomplishment Narrative | # Benefitting |
|-------|--|---------------|
| 2012 | EMERGENCY FURNACE REPLACEMENT IN JANUARY. SINGLE FAMILY OWNER OCCUPIED LOW / MODERATE INCOME, FEMALE HEAD OF HOUSEHOLD | |

PGM Year: 2012
Project: 0013 - TOOL LIBRARY
IDIS Activity: 1031 - WBRP TOOL LIBRARY

Status: Completed 4/30/2013 12:00:00 AM
 Location: 800 W Washington St Bloomington, IL 61701-3815

Objective: Provide decent affordable housing
 Outcome: Availability/accessibility
 Matrix Code: Rehab; Single-Unit Residential (14A) National Objective: LMH

Initial Funding Date: 02/20/2013

Financing

Funded Amount: 3,735.00
 Drawn Thru Program Year: 3,735.00
 Drawn In Program Year: 3,735.00

Description:

TOOL LENDING PROGRAM ESTABLISHED IN THE WEST BLOOMINGTON REVITALIZATION PROJECT AREA - OUR DESIGNATED SLUMBLIGHT AREA. FREE TOOL LENDING SERVICE THAT PROVIDES HOMEOWNERS WITH THE RESOURCES THEY NEED TO MAKE HOME IMPROVEMENTS AND/OR REPAIRS. PROGRAM BEGAN IN JANUARY, 2013.

Proposed Accomplishments

Housing Units : 15

Actual Accomplishments

Number assisted:

| | Owner | | Renter | | Total | | Person | |
|--|-----------|----------|----------|----------|-----------|----------|----------|----------|
| | Total | Hispanic | Total | Hispanic | Total | Hispanic | Total | Hispanic |
| White: | 8 | 0 | 0 | 0 | 8 | 0 | 0 | 0 |
| Black/African American: | 4 | 0 | 0 | 0 | 4 | 0 | 0 | 0 |
| Asian: | 1 | 0 | 0 | 0 | 1 | 0 | 0 | 0 |
| American Indian/Alaskan Native: | 1 | 0 | 0 | 0 | 1 | 0 | 0 | 0 |
| Native Hawaiian/Other Pacific Islander: | 1 | 0 | 0 | 0 | 1 | 0 | 0 | 0 |
| American Indian/Alaskan Native & White: | 0 | 0 | 0 | 0 | 0 | 0 | 0 | 0 |
| Asian White: | 0 | 0 | 0 | 0 | 0 | 0 | 0 | 0 |
| Black/African American & White: | 0 | 0 | 0 | 0 | 0 | 0 | 0 | 0 |
| American Indian/Alaskan Native & Black/African American: | 0 | 0 | 0 | 0 | 0 | 0 | 0 | 0 |
| Other multi-racial: | 0 | 0 | 0 | 0 | 0 | 0 | 0 | 0 |
| Asian/Pacific Islander: | 0 | 0 | 0 | 0 | 0 | 0 | 0 | 0 |
| Hispanic: | 0 | 0 | 0 | 0 | 0 | 0 | 0 | 0 |
| Total: | 15 | 0 | 0 | 0 | 15 | 0 | 0 | 0 |
| Female-headed Households: | 0 | | 0 | | 0 | | | |

Income Category:

| | Owner | Renter | Total | Person |
|------------------|-------|--------|-------|--------|
| Extremely Low | 5 | 0 | 5 | 0 |
| Low Mod | 1 | 0 | 1 | 0 |
| Moderate | 5 | 0 | 5 | 0 |
| Non Low Moderate | 4 | 0 | 4 | 0 |
| Total | 15 | 0 | 15 | 0 |
| Percent Low/Mod | 73.3% | | 73.3% | |

Annual Accomplishments

| Years | Accomplishment Narrative | # Benefitting |
|-------|---|---------------|
| 2012 | TOOL LENDING PROGRAM ESTABLISHED IN THE WEST BLOOMINGTON REVITALIZATION PROJECT AREA - OUR DESIGNATED SLUM / BLIGHT AREA. FREE TOOL LENDING SERVICE THAT PROVIDES HOMEOWNERS WITH THE RESOURCES THEY NEED TO MAKE HOME IMPROVEMENTS AND / OR REPAIRS. LIBRARY OPENED IN JANUARY 2013. | |

PGM Year: 2012
Project: 0014 - NEIGHBORHOOD REVITALIZATION
IDIS Activity: 1032 - WBRP COMMUNITY GARDEN FENCE

Status: Completed 4/30/2013 12:00:00 AM
Location: 507 N Roosevelt Ave Bloomington, IL 61701-2953

Objective: Create suitable living environments
Outcome: Sustainability
Matrix Code: Public Facilities and Improvement (General) (03) **National Objective:** SBA

Initial Funding Date: 04/08/2013

Financing

Funded Amount: 5,000.00
Drawn Thru Program Year: 5,000.00
Drawn In Program Year: 5,000.00

Description:

INSTALLATION OF A FENCE AROUND 3 LOTS OF A COMMUNITY GARDEN LOCATED IN THE DESIGNATED WEST BLOOMINGTON REVITALIZATION PROJECT SLUM BLIGHT AREA. THIS COMMUNITY GARDEN SERVES 24 HOUSEHOLD PLOTS; A DEMONSTRATION PLOT; 2 PLOTS FOR AREA RESTAURANTS AND PROVIDES A PLACE FOR COMMUNITY RESIDENTS TO GATHER FOR COOKOUTS AND FESTIVALS.

Proposed Accomplishments

People (General) : 100

Annual Accomplishments

| Years | Accomplishment Narrative | # Benefitting |
|--------------|--|----------------------|
| 2012 | PROVIDED FENCING AROUND 3 CITY OWNED LOTS THAT HAVE BEEN CONVERTED INTO COMMUNITY GARDEN PLOTS FOR WEST BLOOMINGTON REVITALIZATION PROJECT AREA RESIDENTS. THIS SITE IS LOCATED WITHIN THE 2008 DESIGNATED SLUM / BLIGHT AREA - A SITE THAT ORIGINALLY HAD DILAPIDATED RENTAL HOUSING BUILDINGS THAT WERE DEMOLISHED IN 2008. THE FENCING PROVIDES A SAFE AREA FOR FAMILIES WITH YOUNG CHILDREN TO GARDEN AND HAVE COOKOUTS AND FESTIVALS. LEFTOVER PRODUCE IS DONATED TO LOCAL PUBLIC HOUSING RESIDENTS; FOOD PANTRIES AND ANY RESIDENTS INTERESTED IN UTILIZING LOCALLY GROWN PRODUCE. | |

PGM Year: 2013
Project: 0008 - DEMOLITION AND CLEARANCE
IDIS Activity: 1044 - 1202 N. MORRIS DEMO

Status: Open
Location: 1202 N Morris Ave Bloomington, IL 61701-1540

Objective: Create suitable living environments
Outcome: Sustainability
Matrix Code: Clearance and Demolition (04) **National Objective:** SBS

Initial Funding Date: 07/19/2013

Financing

Funded Amount: 20,000.00
Drawn Thru Program Year: 942.60
Drawn In Program Year: 942.60

Description:

DEMOLITION AND CLEARANCE OF A SEVERELY DILAPIDATED VACANT STRUCTURE. UPON CLEARANCE, LOT TO BE CONVEYED TO HABITAT FOR CONSTRUCTION OF A NEW AFFORDABLE HOME.

Proposed Accomplishments

Housing Units : 1

Annual Accomplishments

No data returned for this view. This might be because the applied filter excludes all data.

PGM Year: 2013
Project: 0012 - PUBLIC FACILITY IMPROVEMENT
IDIS Activity: 1045 - BOYS AND GIRLS CLUB

Status: Open
Location: 1615 Illinois St Bloomington, IL 61701-4727

Objective: Create suitable living environments
Outcome: Sustainability
Matrix Code: Public Facilities and Improvement (General) (03) **National Objective:** LMC

Initial Funding Date: 07/19/2013

Financing

Funded Amount: 20,000.00
Drawn Thru Program Year: 13,565.00
Drawn In Program Year: 13,565.00

Description:

FACILITY IMPROVEMENTS FOR THE BOYS AND GIRLS CLUB LOCATED AT 1615 W. ILLINOIS, BLOOMINGTON. IMPROVEMENTS INCLUDED LIGHTING, PLUMBING AND ELIMINATING FOUNDATION WATERDRAINAGE ISSUES.

Proposed Accomplishments

People (General) : 50

Actual Accomplishments

Number assisted:

| | Owner | | Renter | | Total | | Person | |
|--|----------|----------|----------|----------|----------|----------|----------|----------|
| | Total | Hispanic | Total | Hispanic | Total | Hispanic | Total | Hispanic |
| White: | 0 | 0 | 0 | 0 | 0 | 0 | | 0 |
| Black/African American: | 0 | 0 | 0 | 0 | 0 | 0 | 0 | 0 |
| Asian: | 0 | 0 | 0 | 0 | 0 | 0 | 0 | 0 |
| American Indian/Alaskan Native: | 0 | 0 | 0 | 0 | 0 | 0 | 0 | 0 |
| Native Hawaiian/Other Pacific Islander: | 0 | 0 | 0 | 0 | 0 | 0 | 0 | 0 |
| American Indian/Alaskan Native & White: | 0 | 0 | 0 | 0 | 0 | 0 | 0 | 0 |
| Asian White: | 0 | 0 | 0 | 0 | 0 | 0 | 0 | 0 |
| Black/African American & White: | 0 | 0 | 0 | 0 | 0 | 0 | 0 | 0 |
| American Indian/Alaskan Native & Black/African American: | 0 | 0 | 0 | 0 | 0 | 0 | 0 | 0 |
| Other multi-racial: | 0 | 0 | 0 | 0 | 0 | 0 | 0 | 0 |
| Asian/Pacific Islander: | 0 | 0 | 0 | 0 | 0 | 0 | 0 | 0 |
| Hispanic: | 0 | 0 | 0 | 0 | 0 | 0 | 0 | 0 |
| Total: | 0 | 0 | 0 | 0 | 0 | 0 | 0 | 0 |
| Female-headed Households: | 0 | | 0 | | 0 | | | |

Income Category:

| | Owner | Renter | Total | Person |
|---------------|-------|--------|-------|--------|
| Extremely Low | 0 | 0 | 0 | 0 |
| Low Mod | 0 | 0 | 0 | 0 |
| Moderate | 0 | 0 | 0 | 0 |

| | | | | |
|------------------|---|---|---|---|
| Non Low Moderate | 0 | 0 | 0 | 0 |
| Total | 0 | 0 | 0 | 0 |
| Percent Low/Mod | | | | |

Annual Accomplishments

No data returned for this view. This might be because the applied filter excludes all data.

| | |
|---------------------------------------|-----------------------|
| Total Funded Amount: | \$7,247,834.85 |
| Total Drawn Thru Program Year: | \$7,222,342.45 |
| Total Drawn In Program Year: | \$614,930.54 |

OFFICE OF COMMUNITY PLANNING AND DEVELOPMENT

PR06 - Summary of Consolidated Plan Projects for Report
Year

| Plan IDIS Year Project | Project Title and Description | Program | Project Estimate | Committed Amount | Amount Drawn Thru Report Year | Amount Available to Draw | Amount Drawn in Report Year |
|---------------------------|--|---|---------------------|---------------------|-------------------------------------|--------------------------------|-----------------------------------|
| 2012 1 | EMERGENCY GRANT PROGRAM | EMERGENCY HOUSING, UTILITY, REPAIRS ASSISTANCE FOR INDIVIDUALS OR HOUSEHOLDS | \$20,000.00 | \$20,000.00 | \$20,000.00 | \$0.00 | \$20,000.00 |
| 2 | HOMELESS OUTREACH WORKER | CDBG FUNDS PROVIDING CONTINUUM OF CARE MATCH MONEY TO PATH | \$14,000.00 | \$14,000.00 | \$14,000.00 | \$0.00 | \$14,000.00 |
| 3 | HOUSING & BENEFIT SPECIALIST | CDBG FUNDS PROVIDING CONTINUUM OF CARE MATCH MONEY FOR HOUSING AND BENEFIT SPECIALIST POSITION AT PATH | \$9,680.00 | \$9,680.00 | \$9,680.00 | \$0.00 | \$9,680.00 |
| 4 | JOB TRAINING / LIFE SKILLS CLASS | SECTION 3 EMPLOYMENT READINESS AND PROFESSIONAL DEVELOPMENT TRAINING FOR BLOOMINGTON PUBLIC HOUSING RESIDENTS | \$10,000.00 | \$10,000.00 | \$10,000.00 | \$0.00 | \$10,000.00 |
| 5 | PLANNING AND ADMINISTRATION | COSTS ASSOCIATED WITH THE ADMINISTRATION OF THE CDBG PROGRAM | \$14,650.00 | \$22,806.41 | \$22,806.41 | \$0.00 | \$22,806.41 |
| 6 | DEMOLITION AND CLEARANCE | DEMOLITION AND CLEARANCE OF DILAPIDATED STRUCTURES | \$150,000.00 | \$71,246.09 | \$71,246.09 | \$0.00 | \$71,246.09 |
| 7 | HOUSING REHABILITATION PROGRAM | SINGLE FAMILY HOUSING REHABILITATION | \$248,768.00 | \$308,603.16 | \$308,603.16 | \$0.00 | \$308,603.16 |
| 8 | REHABILITATION SERVICE DELIVERY | COSTS ASSOCIATED WITH ADMINISTERING THE HOUSING REHABILITATION PROGRAM | \$11,650.00 | \$2,137.10 | \$2,137.10 | \$0.00 | \$2,137.10 |
| 9 | PEACE MEAL SENIOR NUTRITION PROGRAM | PROVISION AND DELIVERY OF MEALS TO SENIOR CITIZENS WITHIN BLOOMINGTON | \$20,000.00 | \$20,000.00 | \$20,000.00 | \$0.00 | \$20,000.00 |
| 11 | PUBLIC SERVICE - COUNSELING | COUNSELING SERVICES PROVIDED | \$10,000.00 | \$10,000.00 | \$10,000.00 | \$0.00 | \$10,000.00 |
| 12 | INFRASTRUCTURE / SIDEWALK RECONSTRUCTION | SIDEWALK CONSTRUCTION / RECONSTRUCTION IN SEVERAL LOCATIONS IN OUR DESIGNATED LOW / MOD OR SLUM / BLIGHT AREAS | \$75,000.00 | \$74,856.18 | \$74,856.18 | \$0.00 | \$74,856.18 |
| 13 | TOOL LIBRARY | A FREE TOOL LENDING PROGRAM ESTABLISHED TO PROVIDE HOMEOWNERS WITH THE RESOURCES THEY NEED TO MAKE REPAIRS / IMPROVEMENTS TO THEIR HOMES. | \$3,735.00 | \$3,735.00 | \$3,735.00 | \$0.00 | \$3,735.00 |
| 14 | NEIGHBORHOOD REVITALIZATION | NEIGHBORHOOD REVITALIZATION ACTIVITIES WITHIN THE 2008 DESIGNATED SLUM BLIGHT AREA OF THE WEST BLOOMINGTON REVITALIZATION PROJECT AREA | \$7,500.00 | \$5,000.00 | \$5,000.00 | \$0.00 | \$5,000.00 |

U.S. Department of Housing and Urban Development
 Office of Community Planning and Development
 Integrated Disbursement and Information System
 CDBG Housing Activities
 BLOOMINGTON, IL

| PGM YEAR | PROJ ID | ACT ID | IDIS ACTIVITY NAME | STATUS | MTX NTL | | EST. AMT | % CDBG | DRAWN AMOUNT | CDBG OCCUPIED TOTAL | UNITS L/M | % L/M | CUMULATIVE OCCUPIED UNITS | |
|----------|---------|--------|-------------------------------------|--------|---------|-----|-----------|--------|--------------|---------------------|-----------|-------|---------------------------|--------|
| | | | | | CD | OBJ | | | | | | | OWNER | RENTER |
| 2012 | 0168 | 1031 | WBRP TOOL LIBRARY | COM | 14A | LMH | 3,735.00 | 100.0 | 3,735.00 | 15 | 11 | 73.3 | 15 | 0 |
| 2012 | 2387 | 992 | REHAB. WILBURN / #831 | COM | 14A | LMH | 2,000.00 | 100.0 | 2,000.00 | 1 | 1 | 100.0 | 1 | 0 |
| 2012 | 2387 | 997 | REHAB. MANNS / #832 | COM | 14A | LMH | 13,837.80 | 100.0 | 13,837.80 | 1 | 1 | 100.0 | 1 | 0 |
| 2012 | 2387 | 998 | REHAB. HABITAT-LIVINGSTON / #833 | COM | 14A | LMH | 4,450.00 | 100.0 | 4,450.00 | 1 | 1 | 100.0 | 1 | 0 |
| 2012 | 2387 | 999 | REHAB. WIGGINS / #834 | COM | 14A | LMH | 1,282.14 | 100.0 | 1,282.14 | 1 | 1 | 100.0 | 1 | 0 |
| 2012 | 2387 | 1000 | REHAB. MATTINGLY / #835 | COM | 14A | LMH | 9,631.56 | 100.0 | 9,631.56 | 1 | 1 | 100.0 | 1 | 0 |
| 2012 | 2387 | 1001 | REHAB. HUTH / #836 | COM | 14A | LMH | 21,910.00 | 100.0 | 21,910.00 | 1 | 1 | 100.0 | 1 | 0 |
| 2012 | 2387 | 1002 | REHAB. HUBER / #837 | COM | 14A | LMH | 3,500.00 | 100.0 | 3,500.00 | 1 | 1 | 100.0 | 1 | 0 |
| 2012 | 2387 | 1003 | REHAB. KERRIGAN / #838 | COM | 14A | LMH | 13,250.00 | 100.0 | 13,250.00 | 1 | 1 | 100.0 | 1 | 0 |
| 2012 | 2387 | 1004 | REHAB. BATEMAN / #839 | COM | 14A | LMH | 9,410.00 | 100.0 | 9,410.00 | 1 | 1 | 100.0 | 1 | 0 |
| 2012 | 2387 | 1005 | REHAB. LEWIS / #840 | COM | 14A | LMH | 8,950.00 | 100.0 | 8,950.00 | 1 | 1 | 100.0 | 1 | 0 |
| 2012 | 2387 | 1006 | REHAB. SISCOE / LOAN # 841 | COM | 14A | LMH | 11,650.00 | 100.0 | 11,650.00 | 1 | 1 | 100.0 | 1 | 0 |
| 2012 | 2387 | 1007 | REHAB. HOUSTON / #842 | COM | 14A | LMH | 16,388.00 | 100.0 | 16,388.00 | 1 | 1 | 100.0 | 1 | 0 |
| 2012 | 2387 | 1009 | REHAB. BRINKMAN / #843 | COM | 14A | SBS | 17,525.00 | 0.0 | 17,525.00 | 0 | 0 | 0.0 | 0 | 0 |
| 2012 | 2387 | 1010 | REHAB. RIGGS / #844 | COM | 14A | LMH | 4,400.00 | 100.0 | 4,400.00 | 1 | 1 | 100.0 | 1 | 0 |
| 2012 | 2387 | 1011 | REHAB. SCHWANDT SEWER / #845 | COM | 14A | LMH | 10,840.00 | 100.0 | 10,840.00 | 1 | 1 | 100.0 | 1 | 0 |
| 2012 | 2387 | 1012 | REHAB. BAKER / #846 | COM | 14A | LMH | 790.00 | 100.0 | 790.00 | 1 | 1 | 100.0 | 1 | 0 |
| 2012 | 2387 | 1013 | REHAB. SCHWANDT - WATER SERV / #847 | COM | 14A | LMH | 1,200.00 | 100.0 | 1,200.00 | 1 | 1 | 100.0 | 1 | 0 |
| 2012 | 2387 | 1014 | REHAB. DENNISON / #848 | COM | 14A | LMH | 24,195.77 | 100.0 | 24,195.77 | 1 | 1 | 100.0 | 1 | 0 |
| 2012 | 2387 | 1015 | REHAB. POWELL / #849 | COM | 14A | LMH | 24,980.00 | 100.0 | 24,980.00 | 1 | 1 | 100.0 | 1 | 0 |
| 2012 | 2387 | 1017 | REHAB. PITZER / #850 | COM | 14A | LMH | 7,900.00 | 100.0 | 7,900.00 | 1 | 1 | 100.0 | 1 | 0 |
| 2012 | 2387 | 1018 | REHAB. FORMAN / #851 | COM | 14A | LMH | 16,582.50 | 100.0 | 16,582.50 | 1 | 1 | 100.0 | 1 | 0 |
| 2012 | 2387 | 1019 | REHAB. NICKUM / #852 | COM | 14A | LMH | 6,700.00 | 100.0 | 6,700.00 | 1 | 1 | 100.0 | 1 | 0 |
| 2012 | 2387 | 1020 | REHAB. GOBEN / #853 | COM | 14A | LMH | 1,250.39 | 100.0 | 1,250.39 | 1 | 1 | 100.0 | 1 | 0 |
| 2012 | 2387 | 1021 | REHAB. CAMPBELL / #854 | COM | 14A | LMH | 7,800.00 | 100.0 | 7,800.00 | 1 | 1 | 100.0 | 1 | 0 |
| 2012 | 2387 | 1022 | REHAB. KING / #855 | COM | 14A | LMH | 11,000.00 | 100.0 | 11,000.00 | 1 | 1 | 100.0 | 1 | 0 |

U.S. Department of Housing and Urban Development
 Office of Community Planning and Development
 Integrated Disbursement and Information System
 CDBG Housing Activities
 BLOOMINGTON, IL

| | | | | | | | | | | | | | | |
|--------------------------------|------|------|-----------------------------------|-----|-----|-----|-----------|------------|-------|----|-------|------|----|---|
| 2012 | 2387 | 1023 | REHAB. CHAMBERLAIN / #856 | COM | 14A | LMH | 25,465.00 | 100.0 | 1 | 1 | 100.0 | 1 | 0 | |
| 2012 | 2387 | 1024 | REHAB. SCHREIBER / #857 | COM | 14A | LMH | 3,250.00 | 100.0 | 1 | 1 | 100.0 | 1 | 0 | |
| 2012 | 2387 | 1025 | REHAB. JONES / #858 | COM | 14A | LMH | 9,815.00 | 100.0 | 1 | 1 | 100.0 | 1 | 0 | |
| 2012 | 2387 | 1027 | REHAB. STANFORD / #859 | COM | 14A | LMH | 11,500.00 | 100.0 | 1 | 1 | 100.0 | 1 | 0 | |
| 2012 | 2387 | 1029 | REHAB. NELSON / #860 | COM | 14A | LMH | 4,500.00 | 100.0 | 1 | 1 | 100.0 | 1 | 0 | |
| 2012 | 2387 | 1030 | REHAB. HOPKINS / #861 | COM | 14A | LMH | 2,650.00 | 100.0 | 1 | 1 | 100.0 | 1 | 0 | |
| 2012 | 2388 | 993 | HOUSING REHAB. SERVICE / DELIVERY | COM | 14H | LMH | 2,137.10 | 100.0 | 30 | 29 | 96.7 | 30 | 0 | |
| | | | | | | | | 0.00 | 0.0 | 0 | 0.0 | 0 | 0 | |
| 2012 TOTALS: BUDGETED/UNDERWAY | | | | | | | | 314,475.26 | 100.0 | 75 | 70 | 93.3 | 75 | 0 |
| COMPLETED | | | | | | | | 314,475.26 | 100.0 | 75 | 70 | 93.3 | 75 | 0 |
| | | | | | | | | 314,475.26 | 100.0 | 75 | 70 | 93.3 | 75 | 0 |



U.S. Department of Housing and Urban Development
 Office of Community Planning and Development
 Integrated Disbursement and Information System
 CDBG Summary of Accomplishments
 Program Year: 2012

DATE: 07-30-13
 TIME: 17:04
 PAGE: 1

BLOOMINGTON

Count of CDBG Activities with Disbursements by Activity Group & Matrix Code

| Activity Group | Activity Category | Underway Count | Underway Activities Disbursed | Completed Count | Completed Activities Disbursed | Program Year Count | Total Activities Disbursed |
|-------------------------------------|--|----------------|-------------------------------|-----------------|--------------------------------|--------------------|----------------------------|
| Acquisition | Acquisition of Real Property (01) | 1 | \$0.00 | 0 | \$0.00 | 1 | \$0.00 |
| | Clearance and Demolition (04) | 1 | \$942.60 | 7 | \$99,605.09 | 8 | \$100,547.69 |
| | Total Acquisition | 2 | \$942.60 | 7 | \$99,605.09 | 9 | \$100,547.69 |
| Housing | Rehab; Single-Unit Residential (14A) | 0 | \$0.00 | 39 | \$312,338.16 | 39 | \$312,338.16 |
| | Rehabilitation Administration (14H) | 0 | \$0.00 | 2 | \$2,137.10 | 2 | \$2,137.10 |
| | Total Housing | 0 | \$0.00 | 41 | \$314,475.26 | 41 | \$314,475.26 |
| Public Facilities and Improvements | Public Facilities and Improvement (General) (03) | 1 | \$13,565.00 | 2 | \$5,000.00 | 3 | \$18,565.00 |
| | Sidewalks (03L) | 0 | \$0.00 | 1 | \$74,856.18 | 1 | \$74,856.18 |
| | Child Care Centers (03M) | 0 | \$0.00 | 1 | \$0.00 | 1 | \$0.00 |
| | Health Facilities (03P) | 0 | \$0.00 | 1 | \$0.00 | 1 | \$0.00 |
| | Total Public Facilities and Improvements | 1 | \$13,565.00 | 5 | \$79,856.18 | 6 | \$93,421.18 |
| Public Services | Public Services (General) (05) | 0 | \$0.00 | 7 | \$53,680.00 | 7 | \$53,680.00 |
| | Senior Services (05A) | 0 | \$0.00 | 2 | \$20,000.00 | 2 | \$20,000.00 |
| | Youth Services (05D) | 0 | \$0.00 | 2 | \$0.00 | 2 | \$0.00 |
| | Employment Training (05H) | 0 | \$0.00 | 2 | \$10,000.00 | 2 | \$10,000.00 |
| | Total Public Services | 0 | \$0.00 | 13 | \$83,680.00 | 13 | \$83,680.00 |
| General Administration and Planning | Planning (20) | 0 | \$0.00 | 1 | \$22,806.41 | 1 | \$22,806.41 |
| | General Program Administration (21A) | 1 | \$0.00 | 1 | \$0.00 | 2 | \$0.00 |
| | Total General Administration and Planning | 1 | \$0.00 | 2 | \$22,806.41 | 3 | \$22,806.41 |
| Grand Total | | 4 | \$14,507.60 | 68 | \$600,422.94 | 72 | \$614,930.54 |



U.S. Department of Housing and Urban Development
 Office of Community Planning and Development
 Integrated Disbursement and Information System
 CDBG Summary of Accomplishments
 Program Year: 2012

DATE: 07-30-13
 TIME: 17:04
 PAGE: 2

BLOOMINGTON

CDBG Sum of Actual Accomplishments by Activity Group and Accomplishment Type

| Activity Group | Matrix Code | Accomplishment Type | Open Count | Completed Count | Program Year Totals |
|--|--|---------------------|------------|-----------------|---------------------|
| Acquisition | Acquisition of Real Property (01) | Housing Units | 52 | 0 | 52 |
| | Clearance and Demolition (04) | Housing Units | 0 | 4 | 4 |
| | Total Acquisition | | 52 | 4 | 56 |
| Housing | Rehab; Single-Unit Residential (14A) | Housing Units | 0 | 53 | 53 |
| | Rehabilitation Administration (14H) | Housing Units | 0 | 45 | 45 |
| | Total Housing | | 0 | 98 | 98 |
| Public Facilities and Improvements | Public Facilities and Improvement (General) (03) | Persons | 0 | 100 | 100 |
| | | Public Facilities | 0 | 1 | 1 |
| | Sidewalks (03L) | Persons | 0 | 11,413 | 11,413 |
| | Child Care Centers (03M) | Public Facilities | 0 | 60 | 60 |
| | Health Facilities (03P) | Public Facilities | 0 | 1,000 | 1,000 |
| Total Public Facilities and Improvements | | 0 | 12,574 | 12,574 | |
| Public Services | Public Services (General) (05) | Persons | 0 | 1,727 | 1,727 |
| | Senior Services (05A) | Persons | 0 | 1,116 | 1,116 |
| | Youth Services (05D) | Persons | 0 | 11 | 11 |
| | Employment Training (05H) | Persons | 0 | 26 | 26 |
| | Total Public Services | | 0 | 2,880 | 2,880 |
| Grand Total | | | 52 | 15,556 | 15,608 |



U.S. Department of Housing and Urban Development
 Office of Community Planning and Development
 Integrated Disbursement and Information System
 CDBG Summary of Accomplishments
 Program Year: 2012

DATE: 07-30-13
 TIME: 17:04
 PAGE: 3

BLOOMINGTON

CDBG Beneficiaries by Racial / Ethnic Category

| Housing-Non Housing | Race | Total Persons | Total Hispanic | | Total Hispanic Households |
|---|---|---------------|----------------|------------------|---------------------------|
| | | | Persons | Total Households | |
| Housing | White | 0 | 0 | 69 | 3 |
| | Black/African American | 0 | 0 | 25 | 0 |
| | Asian | 0 | 0 | 1 | 0 |
| | American Indian/Alaskan Native | 0 | 0 | 1 | 0 |
| | Native Hawaiian/Other Pacific Islander | 0 | 0 | 1 | 0 |
| | Total Housing | 0 | 0 | 97 | 3 |
| | Non Housing | White | 2,512 | 45 | 40 |
| Black/African American | | 1,385 | 0 | 8 | 0 |
| Asian | | 3 | 0 | 0 | 0 |
| American Indian/Alaskan Native | | 3 | 0 | 0 | 0 |
| Native Hawaiian/Other Pacific Islander | | 2 | 0 | 0 | 0 |
| American Indian/Alaskan Native & White | | 7 | 0 | 0 | 0 |
| Black/African American & White | | 1 | 0 | 0 | 0 |
| Amer. Indian/Alaskan Native & Black/African Amer. | | 1 | 0 | 0 | 0 |
| Other multi-racial | | 26 | 0 | 4 | 0 |
| Total Non Housing | | 3,940 | 45 | 52 | 0 |
| Grand Total | | White | 2,512 | 45 | 109 |
| | Black/African American | 1,385 | 0 | 33 | 0 |
| | Asian | 3 | 0 | 1 | 0 |
| | American Indian/Alaskan Native | 3 | 0 | 1 | 0 |
| | Native Hawaiian/Other Pacific Islander | 2 | 0 | 1 | 0 |
| | American Indian/Alaskan Native & White | 7 | 0 | 0 | 0 |
| | Black/African American & White | 1 | 0 | 0 | 0 |
| | Amer. Indian/Alaskan Native & Black/African Amer. | 1 | 0 | 0 | 0 |
| | Other multi-racial | 26 | 0 | 4 | 0 |
| | Total Grand Total | 3,940 | 45 | 149 | 3 |



BLOOMINGTON

CDBG Beneficiaries by Income Category

| | Income Levels | Owner Occupied | Renter Occupied | Persons |
|-------------|-----------------------|----------------|-----------------|---------|
| Housing | Extremely Low (<=30%) | 12 | 0 | 0 |
| | Low (>30% and <=50%) | 15 | 0 | 0 |
| | Mod (>50% and <=80%) | 14 | 0 | 0 |
| | Total Low-Mod | 41 | 0 | 0 |
| | Non Low-Mod (>80%) | 4 | 0 | 0 |
| | Total Beneficiaries | 45 | 0 | 0 |
| Non Housing | Extremely Low (<=30%) | 0 | 0 | 797 |
| | Low (>30% and <=50%) | 0 | 0 | 206 |
| | Mod (>50% and <=80%) | 0 | 0 | 100 |
| | Total Low-Mod | 0 | 0 | 1,103 |
| | Non Low-Mod (>80%) | 0 | 0 | 44 |
| | Total Beneficiaries | 0 | 0 | 1,147 |



Office of Community Planning and Development
U.S. Department of Housing and Urban Development
Integrated Disbursement and Information System
PR26 - CDBG Financial Summary Report
Program Year 2012
BLOOMINGTON , IL

DATE: 07-22-13
TIME: 13:56
PAGE: 1

PART I: SUMMARY OF CDBG RESOURCES

| | |
|---|------------|
| 01 UNEXPENDED CDBG FUNDS AT END OF PREVIOUS PROGRAM YEAR | 247,600.67 |
| 02 ENTITLEMENT GRANT | 556,487.00 |
| 03 SURPLUS URBAN RENEWAL | 0.00 |
| 04 SECTION 108 GUARANTEED LOAN FUNDS | 0.00 |
| 05 CURRENT YEAR PROGRAM INCOME | 71,994.17 |
| 05a CURRENT YEAR SECTION 108 PROGRAM INCOME (FOR SI TYPE) | 0.00 |
| 06 RETURNS | 0.00 |
| 07 ADJUSTMENT TO COMPUTE TOTAL AVAILABLE | 0.00 |
| 08 TOTAL AVAILABLE (SUM, LINES 01-07) | 876,081.84 |

PART II: SUMMARY OF CDBG EXPENDITURES

| | |
|--|------------|
| 09 DISBURSEMENTS OTHER THAN SECTION 108 REPAYMENTS AND PLANNING/ADMINISTRATION | 592,124.13 |
| 10 ADJUSTMENT TO COMPUTE TOTAL AMOUNT SUBJECT TO LOW/MOD BENEFIT | 0.00 |
| 11 AMOUNT SUBJECT TO LOW/MOD BENEFIT (LINE 09 + LINE 10) | 592,124.13 |
| 12 DISBURSED IN IDIS FOR PLANNING/ADMINISTRATION | 22,806.41 |
| 13 DISBURSED IN IDIS FOR SECTION 108 REPAYMENTS | 0.00 |
| 14 ADJUSTMENT TO COMPUTE TOTAL EXPENDITURES | 0.00 |
| 15 TOTAL EXPENDITURES (SUM, LINES 11-14) | 614,930.54 |
| 16 UNEXPENDED BALANCE (LINE 08 - LINE 15) | 261,151.30 |

PART III: LOWMOD BENEFIT THIS REPORTING PERIOD

| | |
|--|------------|
| 17 EXPENDED FOR LOW/MOD HOUSING IN SPECIAL AREAS | 0.00 |
| 18 EXPENDED FOR LOW/MOD MULTI-UNIT HOUSING | 0.00 |
| 19 DISBURSED FOR OTHER LOW/MOD ACTIVITIES | 469,051.44 |
| 20 ADJUSTMENT TO COMPUTE TOTAL LOW/MOD CREDIT | 0.00 |
| 21 TOTAL LOW/MOD CREDIT (SUM, LINES 17-20) | 469,051.44 |
| 22 PERCENT LOW/MOD CREDIT (LINE 21/LINE 11) | 79.22% |

LOW/MOD BENEFIT FOR MULTI-YEAR CERTIFICATIONS

| | |
|---|-------------|
| 23 PROGRAM YEARS(PY) COVERED IN CERTIFICATION | PY: PY: PY: |
| 24 CUMULATIVE NET EXPENDITURES SUBJECT TO LOW/MOD BENEFIT CALCULATION | 0.00 |
| 25 CUMULATIVE EXPENDITURES BENEFITING LOW/MOD PERSONS | 0.00 |
| 26 PERCENT BENEFIT TO LOW/MOD PERSONS (LINE 25/LINE 24) | 0.00% |

PART IV: PUBLIC SERVICE (PS) CAP CALCULATIONS

| | |
|---|------------|
| 27 DISBURSED IN IDIS FOR PUBLIC SERVICES | 83,680.00 |
| 28 PS UNLIQUIDATED OBLIGATIONS AT END OF CURRENT PROGRAM YEAR | 0.00 |
| 29 PS UNLIQUIDATED OBLIGATIONS AT END OF PREVIOUS PROGRAM YEAR | 0.00 |
| 30 ADJUSTMENT TO COMPUTE TOTAL PS OBLIGATIONS | 0.00 |
| 31 TOTAL PS OBLIGATIONS (LINE 27 + LINE 28 - LINE 29 + LINE 30) | 83,680.00 |
| 32 ENTITLEMENT GRANT | 556,487.00 |
| 33 PRIOR YEAR PROGRAM INCOME | 40,000.00 |
| 34 ADJUSTMENT TO COMPUTE TOTAL SUBJECT TO PS CAP | 0.00 |
| 35 TOTAL SUBJECT TO PS CAP (SUM, LINES 32-34) | 596,487.00 |
| 36 PERCENT FUNDS OBLIGATED FOR PS ACTIVITIES (LINE 31/LINE 35) | 14.03% |

PART V: PLANNING AND ADMINISTRATION (PA) CAP

| | |
|--|------------|
| 37 DISBURSED IN IDIS FOR PLANNING/ADMINISTRATION | 22,806.41 |
| 38 PA UNLIQUIDATED OBLIGATIONS AT END OF CURRENT PROGRAM YEAR | 0.00 |
| 39 PA UNLIQUIDATED OBLIGATIONS AT END OF PREVIOUS PROGRAM YEAR | 0.00 |
| 40 ADJUSTMENT TO COMPUTE TOTAL PA OBLIGATIONS | 0.00 |
| 41 TOTAL PA OBLIGATIONS (LINE 37 + LINE 38 - LINE 39 +LINE 40) | 22,806.41 |
| 42 ENTITLEMENT GRANT | 556,487.00 |
| 43 CURRENT YEAR PROGRAM INCOME | 71,994.17 |
| 44 ADJUSTMENT TO COMPUTE TOTAL SUBJECT TO PA CAP | 0.00 |
| 45 TOTAL SUBJECT TO PA CAP (SUM, LINES 42-44) | 628,481.17 |
| 46 PERCENT FUNDS OBLIGATED FOR PA ACTIVITIES (LINE 41/LINE 45) | 3.63% |



Office of Community Planning and Development
 U.S. Department of Housing and Urban Development
 Integrated Disbursement and Information System
 PR26 - CDBG Financial Summary Report
 Program Year 2012
 BLOOMINGTON , IL

DATE: 07-22-13
 TIME: 13:56
 PAGE: 2

LINE 17 DETAIL: ACTIVITIES TO CONSIDER IN DETERMINING THE AMOUNT TO ENTER ON LINE 17

Report returned no data.

LINE 18 DETAIL: ACTIVITIES TO CONSIDER IN DETERMINING THE AMOUNT TO ENTER ON LINE 18

Report returned no data.

LINE 19 DETAIL: ACTIVITIES INCLUDED IN THE COMPUTATION OF LINE 19

| Plan Year | IDIS Project | IDIS Activity | Voucher Number | Activity Name | Matrix Code | National Objective | Drawn Amount |
|-----------|--------------|---------------|----------------|---------------------------------------|-------------|--------------------|--------------|
| 2012 | 1 | 987 | 5426604 | PATH - EMERGENCY GRANT PROGRAM | 05 | LMC | \$20,000.00 |
| 2012 | 2 | 988 | 5426604 | PATH HOMELESS OUTREACH WRKER | 05 | LMC | \$14,000.00 |
| 2012 | 3 | 989 | 5426604 | PATH - HSING & BENEFIT SPECIALIST | 05 | LMC | \$9,680.00 |
| 2012 | 4 | 990 | 5449708 | BHA / MOTIVATION INC. SECTION 3 TRNG. | 05H | LMC | \$10,000.00 |
| 2012 | 7 | 992 | 5426604 | REHAB. WILBURN / #831 | 14A | LMH | \$2,000.00 |
| 2012 | 7 | 997 | 5434539 | REHAB. MANNS / #832 | 14A | LMH | \$13,837.80 |
| 2012 | 7 | 998 | 5432806 | REHAB. HABITAT-LIVINGSTON / #833 | 14A | LMH | \$4,450.00 |
| 2012 | 7 | 999 | 5435349 | REHAB. WIGGINS / #834 | 14A | LMH | \$1,282.14 |
| 2012 | 7 | 1000 | 5440371 | REHAB. MATTINGLY / #835 | 14A | LMH | \$9,631.56 |
| 2012 | 7 | 1001 | 5453138 | REHAB. HUTH / #836 | 14A | LMH | \$6,930.00 |
| 2012 | 7 | 1001 | 5489368 | REHAB. HUTH / #836 | 14A | LMH | \$14,980.00 |
| 2012 | 7 | 1002 | 5483721 | REHAB. HUBER / #837 | 14A | LMH | \$3,500.00 |
| 2012 | 7 | 1003 | 5454877 | REAHB. KERRIGAN / #838 | 14A | LMH | \$13,250.00 |
| 2012 | 7 | 1004 | 5454559 | REHAB. BATEMAN / #839 | 14A | LMH | \$9,010.00 |
| 2012 | 7 | 1004 | 5455392 | REHAB. BATEMAN / #839 | 14A | LMH | \$400.00 |
| 2012 | 7 | 1005 | 5474714 | REHAB. LEWIS / #840 | 14A | LMH | \$8,950.00 |
| 2012 | 7 | 1006 | 5464053 | REHAB. SISCOE / LOAN # 841 | 14A | LMH | \$10,000.00 |
| 2012 | 7 | 1006 | 5468753 | REHAB. SISCOE / LOAN # 841 | 14A | LMH | \$1,650.00 |
| 2012 | 7 | 1007 | 5463649 | REHAB. HOUSTON / #842 | 14A | LMH | \$15,493.00 |
| 2012 | 7 | 1007 | 5464474 | REHAB. HOUSTON / #842 | 14A | LMH | \$895.00 |
| 2012 | 7 | 1010 | 5468753 | REHAB. RIGGS / #844 | 14A | LMH | \$4,400.00 |
| 2012 | 7 | 1011 | 5483721 | REHAB. SCHWANDT SEWER / #845 | 14A | LMH | \$10,840.00 |
| 2012 | 7 | 1012 | 5496929 | REHAB. BAKER / #846 | 14A | LMH | \$790.00 |
| 2012 | 7 | 1013 | 5483721 | REHAB. SCHWANDT - WATER SERV/#847 | 14A | LMH | \$1,200.00 |
| 2012 | 7 | 1014 | 5483721 | REHAB. DENNISON / #848 | 14A | LMH | \$24,195.77 |
| 2012 | 7 | 1015 | 5488813 | REHAB. POWELL / #849 | 14A | LMH | \$24,980.00 |
| 2012 | 7 | 1017 | 5488813 | REHAB. PITZER / #850 | 14A | LMH | \$7,900.00 |
| 2012 | 7 | 1018 | 5489368 | REHAB. FORMAN / #851 | 14A | LMH | \$1,025.00 |
| 2012 | 7 | 1018 | 5489516 | REHAB. FORMAN / #851 | 14A | LMH | \$9,677.50 |
| 2012 | 7 | 1018 | 5496929 | REHAB. FORMAN / #851 | 14A | LMH | \$5,880.00 |
| 2012 | 7 | 1019 | 5492554 | REHAB. NICKUM / #852 | 14A | LMH | \$6,700.00 |
| 2012 | 7 | 1020 | 5491339 | REHAB. GOBEN / #853 | 14A | LMH | \$1,250.39 |
| 2012 | 7 | 1021 | 5494628 | REHAB. CAMPBELL / #854 | 14A | LMH | \$7,800.00 |
| 2012 | 7 | 1022 | 5495559 | REHAB. KING / #855 | 14A | LMH | \$11,000.00 |
| 2012 | 7 | 1023 | 5494628 | REHAB. CHAMBERLAIN / #856 | 14A | LMH | \$11,000.00 |
| 2012 | 7 | 1023 | 5496929 | REHAB. CHAMBERLAIN / #856 | 14A | LMH | \$14,465.00 |
| 2012 | 7 | 1024 | 5496929 | REHAB. SCHREIBER / #857 | 14A | LMH | \$3,250.00 |
| 2012 | 7 | 1025 | 5500971 | REHAB. JONES / #858 | 14A | LMH | \$9,815.00 |
| 2012 | 7 | 1027 | 5503233 | REHAB. STANFORD / #859 | 14A | LMH | \$11,500.00 |
| 2012 | 7 | 1029 | 5516302 | REHAB. NELSON / #860 | 14A | LMH | \$4,500.00 |
| 2012 | 7 | 1030 | 5524190 | REHAB. HOPKINS / #861 | 14A | LMH | \$2,650.00 |
| 2012 | 8 | 993 | 5434539 | HOUSING REHAB. SERVICE / DELIVERY | 14H | LMH | \$27.00 |
| 2012 | 8 | 993 | 5452914 | HOUSING REHAB. SERVICE / DELIVERY | 14H | LMH | \$27.00 |
| 2012 | 8 | 993 | 5463517 | HOUSING REHAB. SERVICE / DELIVERY | 14H | LMH | \$45.66 |
| 2012 | 8 | 993 | 5474714 | HOUSING REHAB. SERVICE / DELIVERY | 14H | LMH | \$55.90 |
| 2012 | 8 | 993 | 5488813 | HOUSING REHAB. SERVICE / DELIVERY | 14H | LMH | \$27.33 |
| 2012 | 8 | 993 | 5495559 | HOUSING REHAB. SERVICE / DELIVERY | 14H | LMH | \$59.75 |

Public Facilities and Infrastructure

| | Create Suitable Living | | Provide Decent Housing | | Create Economic Opportunities | | Total |
|---|------------------------|--------|------------------------|--------|-------------------------------|--------|--------|
| | Access | Afford | Access | Afford | Access | Afford | |
| Number of Persons Assisted | | | | | | | |
| with new access to a facility | 0 | 0 | 0 | 0 | 0 | 0 | 0 |
| with improved access to a facility | 0 | 0 | 0 | 0 | 0 | 0 | 100 |
| with access to a facility that is no longer substandard | 11,413 | 0 | 0 | 0 | 0 | 0 | 11,413 |
| Totals : | 11,413 | 0 | 0 | 0 | 0 | 0 | 11,513 |

Number of Households Assisted

| | | | | | | | |
|---|---|---|---|---|---|---|---|
| with new access to a facility | 0 | 0 | 0 | 0 | 0 | 0 | 0 |
| with improved access to a facility | 0 | 0 | 0 | 0 | 0 | 0 | 0 |
| with access to a facility that is no longer substandard | 0 | 0 | 0 | 0 | 0 | 0 | 0 |
| Totals : | 0 | 0 | 0 | 0 | 0 | 0 | 0 |

Public Services

| | Create Suitable Living | | Provide Decent Housing | | Create Economic Opportunities | | Total |
|--|------------------------|--------|------------------------|--------|-------------------------------|--------|-------|
| | Access | Afford | Access | Afford | Access | Afford | |
| Number of Persons Assisted | | | | | | | |
| with new (or continuing) access to a service | 1,102 | 0 | 0 | 0 | 23 | 0 | 1,147 |
| with improved (or continuing) access to a service | 0 | 0 | 0 | 0 | 0 | 0 | 0 |
| with new access to a service that is no longer substandard | 0 | 0 | 0 | 0 | 0 | 0 | 0 |
| Totals : | 1,102 | 0 | 0 | 0 | 23 | 0 | 1,147 |

Public Services (continued)

| | Create Suitable Living | | Provide Decent Housing | | Create Economic Opportunities | | Total |
|--|------------------------|--------|------------------------|--------|-------------------------------|--------|-------|
| | Access | Afford | Access | Afford | Access | Afford | |
| Number of Households Assisted | | | | | | | |
| with new (or continuing) access to a service | 0 | 0 | 0 | 0 | 0 | 0 | 0 |
| with improved (or continuing) access to a service | 0 | 0 | 0 | 0 | 0 | 0 | 0 |
| with new access to a service that is no longer substandard | 0 | 0 | 0 | 0 | 0 | 0 | 0 |
| Totals : | 0 | 0 | 0 | 0 | 0 | 0 | 0 |

Economic Development

| | Create Suitable Living | | Provide Decent Housing | | Create Economic Opportunities | | Total |
|---|------------------------|--------|------------------------|--------|-------------------------------|--------|-------|
| | Access | Afford | Access | Afford | Access | Afford | |
| Total Number of Businesses Assisted | | | | | | | |
| Of Total | 0 | 0 | 0 | 0 | 0 | 0 | 0 |
| New businesses assisted | 0 | 0 | 0 | 0 | 0 | 0 | 0 |
| Existing businesses assisted | 0 | 0 | 0 | 0 | 0 | 0 | 0 |
| Number of business facades/buildings rehabilitated | 0 | 0 | 0 | 0 | 0 | 0 | 0 |
| Assisted businesses that provide a good or service to service area/neighborhood/community | 0 | 0 | 0 | 0 | 0 | 0 | 0 |
| Total Number of Jobs Created | 0 | 0 | 0 | 0 | 0 | 0 | 0 |
| Types of Jobs Created | | | | | | | |
| Officials and Managers | 0 | 0 | 0 | 0 | 0 | 0 | 0 |

Economic Development (continued)

| | Create Suitable Living | | Provide Decent Housing | | Create Economic Opportunities | | Total |
|--|------------------------|--------|------------------------|--------|-------------------------------|--------|-------|
| | Access | Afford | Access | Afford | Access | Afford | |
| Professional | 0 | 0 | 0 | 0 | 0 | 0 | 0 |
| Technicians | 0 | 0 | 0 | 0 | 0 | 0 | 0 |
| Sales | 0 | 0 | 0 | 0 | 0 | 0 | 0 |
| Office and Clerical | 0 | 0 | 0 | 0 | 0 | 0 | 0 |
| Craft Workers (skilled) | 0 | 0 | 0 | 0 | 0 | 0 | 0 |
| Operatives (semi-skilled) | 0 | 0 | 0 | 0 | 0 | 0 | 0 |
| Laborers (unskilled) | 0 | 0 | 0 | 0 | 0 | 0 | 0 |
| Service Workers | 0 | 0 | 0 | 0 | 0 | 0 | 0 |
| Of jobs created, number with employer sponsored health care benefits | 0 | 0 | 0 | 0 | 0 | 0 | 0 |
| Number unemployed prior to taking jobs | 0 | 0 | 0 | 0 | 0 | 0 | 0 |
| Total Number of Jobs Retained | 0 | 0 | 0 | 0 | 0 | 0 | 0 |
| Types of Jobs Retained | | | | | | | |
| Officials and Managers | 0 | 0 | 0 | 0 | 0 | 0 | 0 |
| Professional | 0 | 0 | 0 | 0 | 0 | 0 | 0 |

Economic Development (continued)

| | Create Suitable Living | | Provide Decent Housing | | Create Economic Opportunities | | Total |
|---|------------------------|--------|------------------------|--------|-------------------------------|--------|-------|
| | Access | Afford | Access | Afford | Access | Afford | |
| Technicians | 0 | 0 | 0 | 0 | 0 | 0 | 0 |
| Sales | 0 | 0 | 0 | 0 | 0 | 0 | 0 |
| Office and Clerical | 0 | 0 | 0 | 0 | 0 | 0 | 0 |
| Craft Workers (skilled) | 0 | 0 | 0 | 0 | 0 | 0 | 0 |
| Operatives (semi-skilled) | 0 | 0 | 0 | 0 | 0 | 0 | 0 |
| Laborers (unskilled) | 0 | 0 | 0 | 0 | 0 | 0 | 0 |
| Service Workers | 0 | 0 | 0 | 0 | 0 | 0 | 0 |
| Of jobs retained, number with employer sponsored health care benefits | 0 | 0 | 0 | 0 | 0 | 0 | 0 |
| Acres of Brownfields Remediated | 0 | 0 | 0 | 0 | 0 | 0 | 0 |

| Fiscal Year | Program | Associated Grant Number | Fund Type | Income for Year | Estimated Transaction | Voucher # | Voucher Created | Voucher Type | IDIS Proj. ID | IDIS Actv. ID | Matrix Code | Received/Drawn Amount |
|-------------|---------|-------------------------|-----------|-----------------|-----------------------|------------|-----------------|--------------|---------------|---------------|-------------|-----------------------|
| | | | | | | 5489516002 | 10-23-12 | PY | 7 | 1018 | 14A | 8,221.93 |
| | | | | | | 5491339001 | 10-26-12 | PY | 7 | 1020 | 14A | 1,250.39 |
| | | | | | | 5494628001 | 11-06-12 | PY | 7 | 1021 | 14A | 7,800.00 |
| | | | | | | 5495559001 | 11-08-12 | PY | 8 | 993 | 14H | 59.75 |
| | | | | | | 5495559002 | 11-08-12 | PY | 7 | 1022 | 14A | 11,000.00 |
| | | | | | | 5496929001 | 11-14-12 | PY | 7 | 1024 | 14A | 3,250.00 |
| | | | | | | 5496929003 | 11-14-12 | PY | 7 | 1018 | 14A | 5,880.00 |
| | | | | | | 5506059002 | 12-11-12 | PY | 8 | 993 | 14H | 171.00 |
| | | | | | | 5516302003 | 01-10-13 | PY | 8 | 993 | 14H | 56.06 |
| | | | | | | 5518529001 | 01-16-13 | PY | 8 | 993 | 14H | 100.00 |
| | | | | | | 5524190001 | 01-30-13 | PY | 8 | 993 | 14H | 190.00 |
| | | | | | | 5531987002 | 02-20-13 | PY | 8 | 993 | 14H | 599.66 |
| | | | | | | 5538181002 | 03-07-13 | PY | 8 | 993 | 14H | 27.55 |
| | | | | | | 5547810001 | 04-03-13 | PY | 5 | 991 | 20 | 2,040.68 |
| | | | | | | 5549768001 | 04-09-13 | PY | 14 | 1032 | 03 | 5,000.00 |
| | | | | | | 5556795001 | 04-25-13 | PY | 5 | 991 | 20 | 861.80 |
| | | | | | | 5556795002 | 04-25-13 | PY | 8 | 993 | 14H | 27.55 |
| | | | | | | | | | | | Receipts | 71,994.17 |
| | | | | | | | | | | | Draws | 46,536.37 |
| | | | | | | | | | | | Balance | 25,457.80 |

Current CDBG Timeliness Report
 Grantee : BLOOMINGTON, IL

| PGM YEAR | PGM YEAR START DATE | TIMELINESS TEST DATE | CDBG GRANT AMT | --- LETTER OF CREDIT BALANCE --- | | DRAW RATIO | | MINIMUM DISBURSEMENT TO MEET TEST | |
|----------|---------------------|----------------------|----------------|----------------------------------|-----------------|------------|-------|-----------------------------------|-----------------------------------|
| | | | | UNADJUSTED | ADJUSTED FOR PI | UNADJ | ADJ | UNADJUSTED | ADJUSTED |
| 2012 | 05-01-12 | 03-02-13 | 556,487.00 | 339,474.93 | 342,890.31 | 0.61 | 0.62 | | |
| 2013 | 05-01-13 | 03-02-14 | UNAVAILABLE | 143,775.81 | 157,561.82 | ***** | ***** | | GRANT UNAVAILABLE FOR CALCULATION |



**THE CONSOLIDATED ANNUAL PERFORMANCE
AND EVALUATION REPORT (CAPER)**

City of Bloomington, Community Development Block Grant Annual Report

On Friday, July 19, 2013, a draft of the Executive Summary from Consolidated Annual Performance and Evaluation Report for the City of Bloomington, Community Development Division, for Fiscal Year 38, May 1, 2012 through April 30, 2013, will be available for public viewing and citizen comments. The document will be available for public review between 7:30 am – 4:30 pm, Monday-Friday at the Planning and Code Enforcement Department, Code Enforcement Division at 115 East Washington Street, Government Center, 2nd floor and the City Clerk’s Office at Bloomington City Hall, 109 East Olive Street, Bloomington; office hours 8:00 am to 5:00 pm, Monday-Friday. It will also be available on the City’s website, www.cityblm.org and at the Bloomington Public Library, 205 East Olive Street, Bloomington, during their normal business hours of Monday-Thursday 9:00 am - 9:00 pm; Friday and Saturday 9:00 am -5:00 pm and Sunday 1:00 pm – 5:00 pm. Citizens are encouraged to provide written comments to the Community Development Division by Friday, August 2, 2013, no later than 12:00 pm.

A public hearing will be held on Friday, August 2, 2013, at 12:00 pm., in the Hepperly Conference room, located in the Planning and Code Enforcement Department, on the 2nd floor of the Government Center at 115 East Washington Street, Bloomington.

If there are any questions with regard to this report, please contact Sharon Walker, Division Manager, Code Enforcement Division, at (309) 434-2342, fax your comments to (309) 434-2801, or email swalker@cityblm.org.

Pantagraph Publishing

The Pantagraph
301 WEST WASHINGTON St. P.O. BOX 2907
BLOOMINGTON, ILLINOIS 61702-2907
PHONE 309-829-9000

Certificate of Publication

City of Bloomington
PO Box 3157,
Bloomington, IL 617023157

ACCOUNT # 60072323
AD ORDER # 20554279
INVOICE DATE 07/19/2013
AMOUNT 617.00

DATES APPEARED

07/19/2013

Paste Tear Sheet Here

STATE OF ILLINOIS,
COUNTY OF MCLEAN
CITY OF BLOOMINGTON

} SS:

The Pantagraph Publishing Co. hereby certifies that it is now and has been for more than one year continuously, d/b/a **The Pantagraph**, a daily secular newspaper of general circulation in said County, published in the City, County and State aforesaid, and further certifies that said newspaper has been continuously published at regular intervals of more than once each week with more than a minimum of fifty issues per year for more than one year prior to the first publication of the notice, and further certifies that **The Pantagraph** is a newspaper as defined by the Statutes of the State of Illinois in such cases made and provided, and further hereby certifies that a notice of which the annexed notice is a true copy, has been regularly published in said paper.

THE CONSOLIDATED ANNUAL PERFORMANCE AND EVALUATION REPORT (CAPER)

City of Bloomington, Community Development Block Grant Annual Report

On Friday, July 19, 2013, a draft of the Executive Summary from Consolidated Annual Performance and Evaluation Report for the City of Bloomington, Community Development Division, for Fiscal Year 38, May 1, 2012 through April 30, 2013, will be available for public viewing and citizen comments. The document will be available for public review between 7:30 am - 4:30 pm, Monday-Friday at the Planning and Code Enforcement Department, Code Enforcement Division at 115 East Washington Street, Government Center, 2nd floor and the City Clerk's Office at Bloomington City Hall, 109 East Olive Street, Bloomington; office hours 8:00 am to 5:00 pm, Monday-Friday. It will also be available on the City's website, www.cityblm.org and at the Bloomington Public Library, 205 East Olive Street, Bloomington, during their normal business hours of Monday-Thursday 9:00 am - 9:00 pm; Friday and Saturday 9:00 am - 5:00 pm and Sunday 1:00 pm - 5:00 pm. Citizens are encouraged to provide written comments to the Community Development Division by Friday, August 2, 2013, no later than 12:00 pm.

A public hearing will be held on Friday, August 2, 2013, at 12:00 pm., in the Hepperly Conference room, located in the Planning and Code Enforcement Department, on the 2nd floor of the Government Center at 115 East Washington Street, Bloomington.

If there are any questions with regard to this report, please contact Sharon Walker, Division Manager, Code Enforcement Division, at (309) 434-2342, fax your comments to (309) 434-2801, or email swalker@cityblm.org.

By

Genette Johnson

Date

07-19-2013

RECEIVED
Date: 7-29-13
Name (Print): Dave
Comments: _____



**THE CONSOLIDATED ANNUAL PERFORMANCE
AND EVALUATION REPORT (CAPER)**

City of Bloomington, Community Development Block Grant Annual Report

On Friday, July 19, 2013, a draft of the Executive Summary from Consolidated Annual Performance and Evaluation Report for the City of Bloomington, Community Development Division, for Fiscal Year 38, May 1, 2012 through April 30, 2013, will be available for public viewing and citizen comments. The document will be available for public review between 7:30 am – 4:30 pm, Monday-Friday at the Planning and Code Enforcement Department, Code Enforcement Division at 115 East Washington Street, Government Center, 2nd floor and the City Clerk’s Office at Bloomington City Hall, 109 East Olive Street, Bloomington; office hours 8:00 am to 5:00 pm, Monday-Friday. It will also be available on the City’s website, www.cityblm.org and at the Bloomington Public Library, 205 East Olive Street, Bloomington, during their normal business hours of Monday-Thursday 9:00 am - 9:00 pm; Friday and Saturday 9:00 am -5:00 pm and Sunday 1:00 pm – 5:00 pm. Citizens are encouraged to provide written comments to the Community Development Division by Friday, August 2, 2013, no later than 12:00 pm.

A public hearing will be held on Friday, August 2, 2013, at 12:00 pm., in the Hepperly Conference room, located in the Planning and Code Enforcement Department, on the 2nd floor of the Government Center at 115 East Washington Street, Bloomington.

If there are any questions with regard to this report, please contact Sharon Walker, Division Manager, Code Enforcement Division, at (309) 434-2342, fax your comments to (309) 434-2801, or email swalker@cityblm.org.



Third Program Year CAPER

The CPMP Third Consolidated Annual Performance and Evaluation Report includes Narrative Responses to CAPER questions that CDBG, HOME, HOPWA, and ESG grantees must respond to each year in order to be compliant with the Consolidated Planning Regulations. The Executive Summary narratives are optional.

The grantee must submit an updated Financial Summary Report (PR26).

GENERAL

Executive Summary

This module is optional but encouraged. If you choose to complete it, provide a brief overview that includes major initiatives and highlights that were proposed and executed throughout the first year.

Program Year 3 CAPER Executive Summary response:

This document represents the Consolidated Annual Performance and Evaluation Report (CAPER) for Federal Community Development Block Grant (CDBG) entitlement funds which addressed housing and community development needs within the City of Bloomington corporate limits. The City received \$556,487 in CDBG entitlement grant funds for the period May 1, 2012 through April 30, 2013.

The City also received and administered a variety of grants, totaling \$341,326 for the Federal Supportive Housing Funds (SHP) program providing services to the homeless through the Central Illinois Continuum of Care consortium; and participated in the first year of a 2 year, \$210,000 grant from the Illinois Housing Development Authority (IHDA), for the Single Family Owner Occupied Rehabilitation (SFOOR) Grant Program, effective September, 2012 – August 2014.

As with most communities, needs are always greater than funding sources received. We continue to collaborate with other local agencies, forming partnerships to stretch our dollars and attempt to address some of the most critical needs of the community. Partnerships included, but were not limited to: Habitat for Humanity, Peace Meals, Mid Central Community Action Agency, Bloomington Housing Authority, Labyrinth, PATH and West Bloomington Revitalization Project (WBRP).

General Questions

1. Assessment of the one-year goals and objectives:
 - a. Describe the accomplishments in attaining the goals and objectives for the reporting period.
 - b. Provide a breakdown of the CPD formula grant funds spent on grant activities for each goal and objective.
 - c. If applicable, explain why progress was not made towards meeting the goals and objectives.

Program Year 3 CAPER General Questions response:

(1) Deteriorated Housing: Preservation of housing stock – \$314,475.26 CDBG
\$46,436.77 SFOOR
\$21,950.00 CityGenl

Objective: Decent Housing

Outcome: Available / Accessible

The City provided CDBG funded rehabilitation loans to single-family owner-occupied income eligible households. 30 low/mod single-family homeowners were provided assistance in the form of grants or forgivable loans from CDBG funds.

Total expended for all CDBG related housing rehabilitation activities was \$308,603.16.

\$3,735.00 in CDBG funds were provided for the start-up of a Tool Library within the West Bloomington Revitalization Project office – located within our designation Slum / Blight Area. This program lends tools and provides “Do It Yourself” workshops.

\$2,137.10 of CDBG funds were expended for service / delivery costs.

\$46,436.77 in IHDA SFOOR funds were expended on 2 owner-occupied, single family, income eligible households. \$210,000 in new grant funds were received in September 2012, for a two year grant program that will expire in August 2014. We estimate to assist a total of 5-6 households over the two year period.

\$21,950.00 of City General Fund was expended for code enforcement related issues, i.e. dead tree removal, water / sewer service replacement. A total of 3 households were assisted.

(2) Continuum of Care Match Money: \$23,680 CDBG

Objective: Suitable Living Environment **Outcome:** Available / Accessible

The City serves as Grant Administrator for the Central Illinois Continuum of Care, in addition to providing CDBG match monies for two Supportive Housing Program (SHP) funded positions (the Housing and Benefits Specialist \$9,680; and the Homeless Outreach Worker \$14,000, both housed at PATH.) The Homeless Outreach Worker served 464 clients and the Housing and Benefits Specialist served 210 clients.

(3) Code Enforcement: \$71,246.09 CDBG
\$ 500,000 City Genl.

Objective: Suitable Living Environment **Outcome:** Sustainability

The City provided \$71,246.09 in CDBG funds to demolish deteriorated accessory structures and/or houses/buildings – to eliminate slum and blight of deteriorated structures. A total of 3 houses / 2 garages building were demolished during FY 38.

In addition, the City of Bloomington’s General Fund paid for the salaries / benefits of all of the code officials, including 2 Fire Inspectors, 1 1/2 Rental Inspectors and 2 1/2 code enforcement officers – leveraging more than \$500,000 in staff and program expenses

(4) Emergency grant payments: \$20,000 CDBG

Objective: Suitable Living Environment **Outcome:** Available / Accessible

Services provided to prevent homelessness. Payments are not to exceed 3 consecutive months, for items such as food, medicine, clothing, housing (rent or mortgage), utilities or emergency shelter or housing repairs to eligible households / individuals. Payments were made to the provider of such items or services on behalf of the individual or household. During FY 38, \$20,000 was expended, serving 35 households / individuals.

(5) Go 4 College Youth Program - CANCELLED \$0.00 CDBG

Objective: Economic Opportunity **Outcome:** Available / Accessible

Agency that served as the program administrator was reorganized; no monies were requested or expended for this activity for the 2012-13 fiscal year. \$5000 was originally budgeted for this activity.

A college prep program that is offered to at risk youth ages 13-15, in collaboration with Mid-Illinois Dollars for Scholars. Program provides leadership opportunities, life skill tools to promote self-reliance and a mentoring program all to encourage academic success in high school and college.

(6) Public Service – Labyrinth Counseling Services: \$10,000 CDBG

Objective: Suitable Living Environment **Outcome:** Sustainability

Counseling services provided to 22 recently paroled women. Examples of services provided include but are not limited to: substance abuse, domestic violence, employment services.

(7) Public Service – Peace Meal Senior Nutrition Program: \$20,000 CDBG

Objective: Suitable Living Environment **Outcome:** Available / Accessible

CDBG funds were used as matching funds so that the Peace Meal program could receive additional State and Federal dollars. This contribution provided 4,000 home delivered and congregate meals to 393 Bloomington senior citizens.

(8) Public Service – Section 3 Job Training / Life Skills \$10,000 CDBG

Objective: Economic Opportunity **Outcome:** Available / Accessible

5 days of Employment Readiness and Professional Development training was provided to 23 qualified public housing residents in an effort to help them obtain self-sufficiency through increased job and life skills. This training also provided Section 3 compliance with HUD.

(9) Public Improvements / Infrastructure: \$74,856.18 CDBG

Objective: Suitable Living Environment **Outcome:** Available / Accessible

Installation / replacement of deteriorated or missing city sidewalks within our designated low-moderate income area. More than 20 households and 11,000 square feet were installed.

(10) Public Facility Improvement: \$5,000 CDBG

Objective: Suitable Living Environment **Outcome:** Sustainability

WBRP Community Garden Fencing: Provided chain link fencing around 3 contiguous city lots where West Bloomington Revitalization Project offers community garden plots, located at 507, 509 and 517 N. Roosevelt Street, Bloomington. The community garden serves as a gathering place for neighbors, community groups and festivals. The fencing provides a safe environment for the gatherings that include children and pets, as the lots are located on a corner and near down town busy streets.

(11) Overall Program Administration \$22,806.41 CDBG
\$225,000 City Genl.

CDBG regulations state that we can expend no more than 20% of our grant funds on program administration. The City expended less than 3.63% on planning and administration – by providing City General Funds for staff salary and benefits. This allows more grant dollars to be expended for low / moderate income activities.

OFFICE OF COMMUNITY PLANNING AND DEVELOPMENT

PR06 - Summary of Consolidated Plan Projects for Report
Year

| Plan IDIS Year Project | Project Title and Description | Program | Project Estimate | Committed Amount | Amount Drawn Thru Report Year | Amount Available to Draw | Amount Drawn in Report Year |
|---------------------------|--|---|---------------------|---------------------|-------------------------------------|--------------------------------|-----------------------------------|
| 2012 1 | EMERGENCY GRANT PROGRAM | EMERGENCY HOUSING, UTILITY, REPAIRS ASSISTANCE FOR INDIVIDUALS OR HOUSEHOLDS | \$20,000.00 | \$20,000.00 | \$20,000.00 | \$0.00 | \$20,000.00 |
| 2 | HOMELESS OUTREACH WORKER | CDBG FUNDS PROVIDING CONTINUUM OF CARE MATCH MONEY TO PATH | \$14,000.00 | \$14,000.00 | \$14,000.00 | \$0.00 | \$14,000.00 |
| 3 | HOUSING & BENEFIT SPECIALIST | CDBG FUNDS PROVIDING CONTINUUM OF CARE MATCH MONEY FOR HOUSING AND BENEFIT SPECIALIST POSITION AT PATH | \$9,680.00 | \$9,680.00 | \$9,680.00 | \$0.00 | \$9,680.00 |
| 4 | JOB TRAINING / LIFE SKILLS CLASS | SECTION 3 EMPLOYMENT READINESS AND PROFESSIONAL DEVELOPMENT TRAINING FOR BLOOMINGTON PUBLIC HOUSING RESIDENTS | \$10,000.00 | \$10,000.00 | \$10,000.00 | \$0.00 | \$10,000.00 |
| 5 | PLANNING AND ADMINISTRATION | COSTS ASSOCIATED WITH THE ADMINISTRATION OF THE CDBG PROGRAM | \$14,650.00 | \$22,806.41 | \$22,806.41 | \$0.00 | \$22,806.41 |
| 6 | DEMOLITION AND CLEARANCE | DEMOLITION AND CLEARANCE OF DILAPIDATED STRUCTURES | \$150,000.00 | \$71,246.09 | \$71,246.09 | \$0.00 | \$71,246.09 |
| 7 | HOUSING REHABILITATION PROGRAM | SINGLE FAMILY HOUSING REHABILITATION | \$248,768.00 | \$308,603.16 | \$308,603.16 | \$0.00 | \$308,603.16 |
| 8 | REHABILITATION SERVICE DELIVERY | COSTS ASSOCIATED WITH ADMINISTERING THE HOUSING REHABILITATION PROGRAM | \$11,650.00 | \$2,137.10 | \$2,137.10 | \$0.00 | \$2,137.10 |
| 9 | PEACE MEAL SENIOR NUTRITION PROGRAM | PROVISION AND DELIVERY OF MEALS TO SENIOR CITIZENS WITHIN BLOOMINGTON | \$20,000.00 | \$20,000.00 | \$20,000.00 | \$0.00 | \$20,000.00 |
| 11 | PUBLIC SERVICE - COUNSELING | COUNSELING SERVICES PROVIDED | \$10,000.00 | \$10,000.00 | \$10,000.00 | \$0.00 | \$10,000.00 |
| 12 | INFRASTRUCTURE / SIDEWALK RECONSTRUCTION | SIDEWALK CONSTRUCTION / RECONSTRUCTION IN SEVERAL LOCATIONS IN OUR DESIGNATED LOW / MOD OR SLUM / BLIGHT AREAS | \$75,000.00 | \$74,856.18 | \$74,856.18 | \$0.00 | \$74,856.18 |
| 13 | TOOL LIBRARY | A FREE TOOL LENDING PROGRAM ESTABLISHED TO PROVIDE HOMEOWNERS WITH THE RESOURCES THEY NEED TO MAKE REPAIRS / IMPROVEMENTS TO THEIR HOMES. | \$3,735.00 | \$3,735.00 | \$3,735.00 | \$0.00 | \$3,735.00 |
| 14 | NEIGHBORHOOD REVITALIZATION | NEIGHBORHOOD REVITALIZATION ACTIVITIES WITHIN THE 2008 DESIGNATED SLUM BLIGHT AREA OF THE WEST BLOOMINGTON REVITALIZATION PROJECT AREA | \$7,500.00 | \$5,000.00 | \$5,000.00 | \$0.00 | \$5,000.00 |



Office of Community Planning and Development
U.S. Department of Housing and Urban Development
Integrated Disbursement and Information System
PR26 - CDBG Financial Summary Report
Program Year 2012
BLOOMINGTON , IL

DATE: 07-22-13
TIME: 13:56
PAGE: 1

PART I: SUMMARY OF CDBG RESOURCES

| | |
|---|------------|
| 01 UNEXPENDED CDBG FUNDS AT END OF PREVIOUS PROGRAM YEAR | 247,600.67 |
| 02 ENTITLEMENT GRANT | 556,487.00 |
| 03 SURPLUS URBAN RENEWAL | 0.00 |
| 04 SECTION 108 GUARANTEED LOAN FUNDS | 0.00 |
| 05 CURRENT YEAR PROGRAM INCOME | 71,994.17 |
| 05a CURRENT YEAR SECTION 108 PROGRAM INCOME (FOR SI TYPE) | 0.00 |
| 06 RETURNS | 0.00 |
| 07 ADJUSTMENT TO COMPUTE TOTAL AVAILABLE | 0.00 |
| 08 TOTAL AVAILABLE (SUM, LINES 01-07) | 876,081.84 |

PART II: SUMMARY OF CDBG EXPENDITURES

| | |
|--|------------|
| 09 DISBURSEMENTS OTHER THAN SECTION 108 REPAYMENTS AND PLANNING/ADMINISTRATION | 592,124.13 |
| 10 ADJUSTMENT TO COMPUTE TOTAL AMOUNT SUBJECT TO LOW/MOD BENEFIT | 0.00 |
| 11 AMOUNT SUBJECT TO LOW/MOD BENEFIT (LINE 09 + LINE 10) | 592,124.13 |
| 12 DISBURSED IN IDIS FOR PLANNING/ADMINISTRATION | 22,806.41 |
| 13 DISBURSED IN IDIS FOR SECTION 108 REPAYMENTS | 0.00 |
| 14 ADJUSTMENT TO COMPUTE TOTAL EXPENDITURES | 0.00 |
| 15 TOTAL EXPENDITURES (SUM, LINES 11-14) | 614,930.54 |
| 16 UNEXPENDED BALANCE (LINE 08 - LINE 15) | 261,151.30 |

PART III: LOWMOD BENEFIT THIS REPORTING PERIOD

| | |
|--|------------|
| 17 EXPENDED FOR LOW/MOD HOUSING IN SPECIAL AREAS | 0.00 |
| 18 EXPENDED FOR LOW/MOD MULTI-UNIT HOUSING | 0.00 |
| 19 DISBURSED FOR OTHER LOW/MOD ACTIVITIES | 469,051.44 |
| 20 ADJUSTMENT TO COMPUTE TOTAL LOW/MOD CREDIT | 0.00 |
| 21 TOTAL LOW/MOD CREDIT (SUM, LINES 17-20) | 469,051.44 |
| 22 PERCENT LOW/MOD CREDIT (LINE 21/LINE 11) | 79.22% |

LOW/MOD BENEFIT FOR MULTI-YEAR CERTIFICATIONS

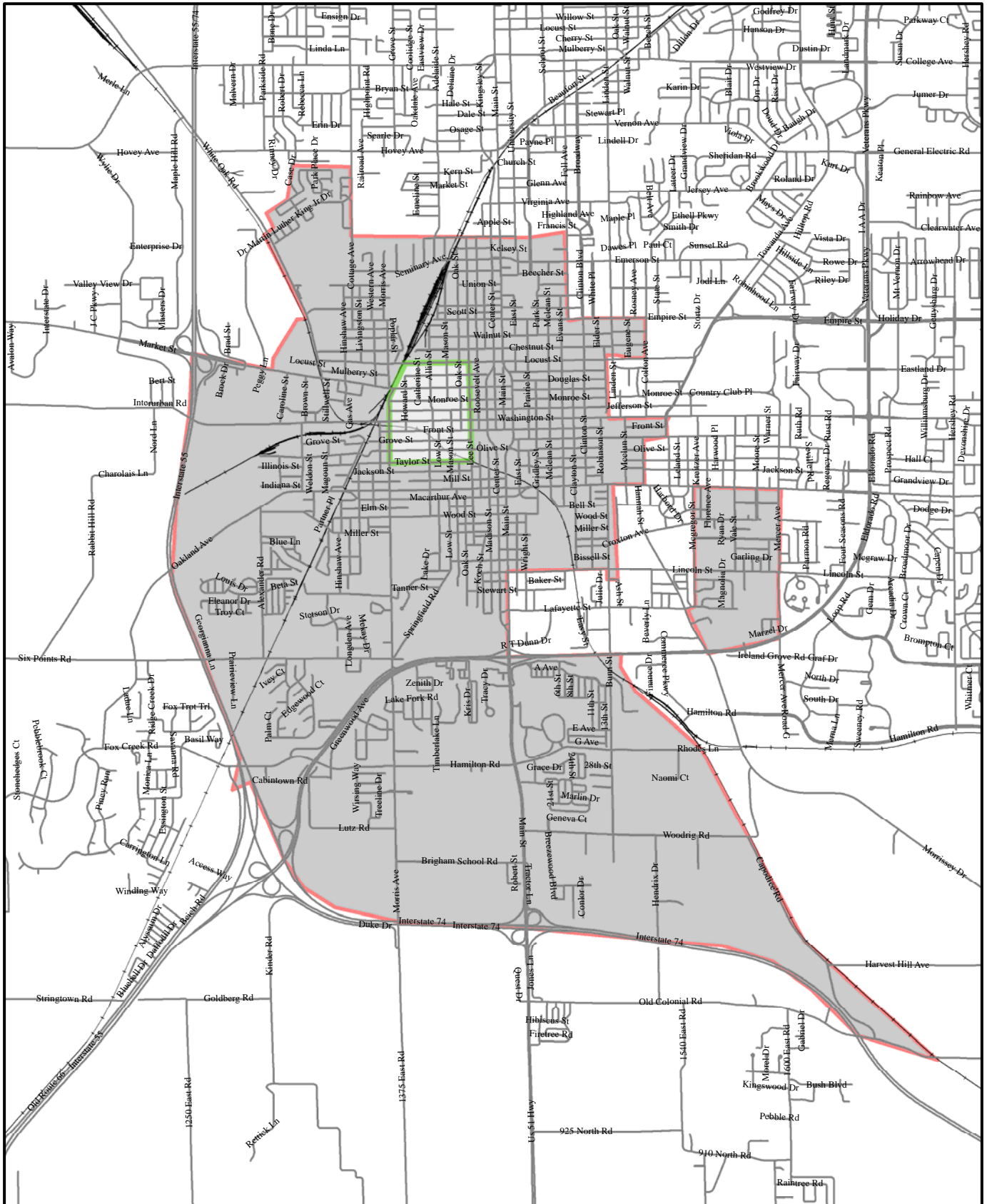
| | |
|---|-------------|
| 23 PROGRAM YEARS(PY) COVERED IN CERTIFICATION | PY: PY: PY: |
| 24 CUMULATIVE NET EXPENDITURES SUBJECT TO LOW/MOD BENEFIT CALCULATION | 0.00 |
| 25 CUMULATIVE EXPENDITURES BENEFITING LOW/MOD PERSONS | 0.00 |
| 26 PERCENT BENEFIT TO LOW/MOD PERSONS (LINE 25/LINE 24) | 0.00% |

PART IV: PUBLIC SERVICE (PS) CAP CALCULATIONS

| | |
|---|------------|
| 27 DISBURSED IN IDIS FOR PUBLIC SERVICES | 83,680.00 |
| 28 PS UNLIQUIDATED OBLIGATIONS AT END OF CURRENT PROGRAM YEAR | 0.00 |
| 29 PS UNLIQUIDATED OBLIGATIONS AT END OF PREVIOUS PROGRAM YEAR | 0.00 |
| 30 ADJUSTMENT TO COMPUTE TOTAL PS OBLIGATIONS | 0.00 |
| 31 TOTAL PS OBLIGATIONS (LINE 27 + LINE 28 - LINE 29 + LINE 30) | 83,680.00 |
| 32 ENTITLEMENT GRANT | 556,487.00 |
| 33 PRIOR YEAR PROGRAM INCOME | 40,000.00 |
| 34 ADJUSTMENT TO COMPUTE TOTAL SUBJECT TO PS CAP | 0.00 |
| 35 TOTAL SUBJECT TO PS CAP (SUM, LINES 32-34) | 596,487.00 |
| 36 PERCENT FUNDS OBLIGATED FOR PS ACTIVITIES (LINE 31/LINE 35) | 14.03% |

PART V: PLANNING AND ADMINISTRATION (PA) CAP

| | |
|--|------------|
| 37 DISBURSED IN IDIS FOR PLANNING/ADMINISTRATION | 22,806.41 |
| 38 PA UNLIQUIDATED OBLIGATIONS AT END OF CURRENT PROGRAM YEAR | 0.00 |
| 39 PA UNLIQUIDATED OBLIGATIONS AT END OF PREVIOUS PROGRAM YEAR | 0.00 |
| 40 ADJUSTMENT TO COMPUTE TOTAL PA OBLIGATIONS | 0.00 |
| 41 TOTAL PA OBLIGATIONS (LINE 37 + LINE 38 - LINE 39 +LINE 40) | 22,806.41 |
| 42 ENTITLEMENT GRANT | 556,487.00 |
| 43 CURRENT YEAR PROGRAM INCOME | 71,994.17 |
| 44 ADJUSTMENT TO COMPUTE TOTAL SUBJECT TO PA CAP | 0.00 |
| 45 TOTAL SUBJECT TO PA CAP (SUM, LINES 42-44) | 628,481.17 |
| 46 PERCENT FUNDS OBLIGATED FOR PA ACTIVITIES (LINE 41/LINE 45) | 3.63% |



Legend

- Slum/Blight Area
- Low/Moderate Boundary

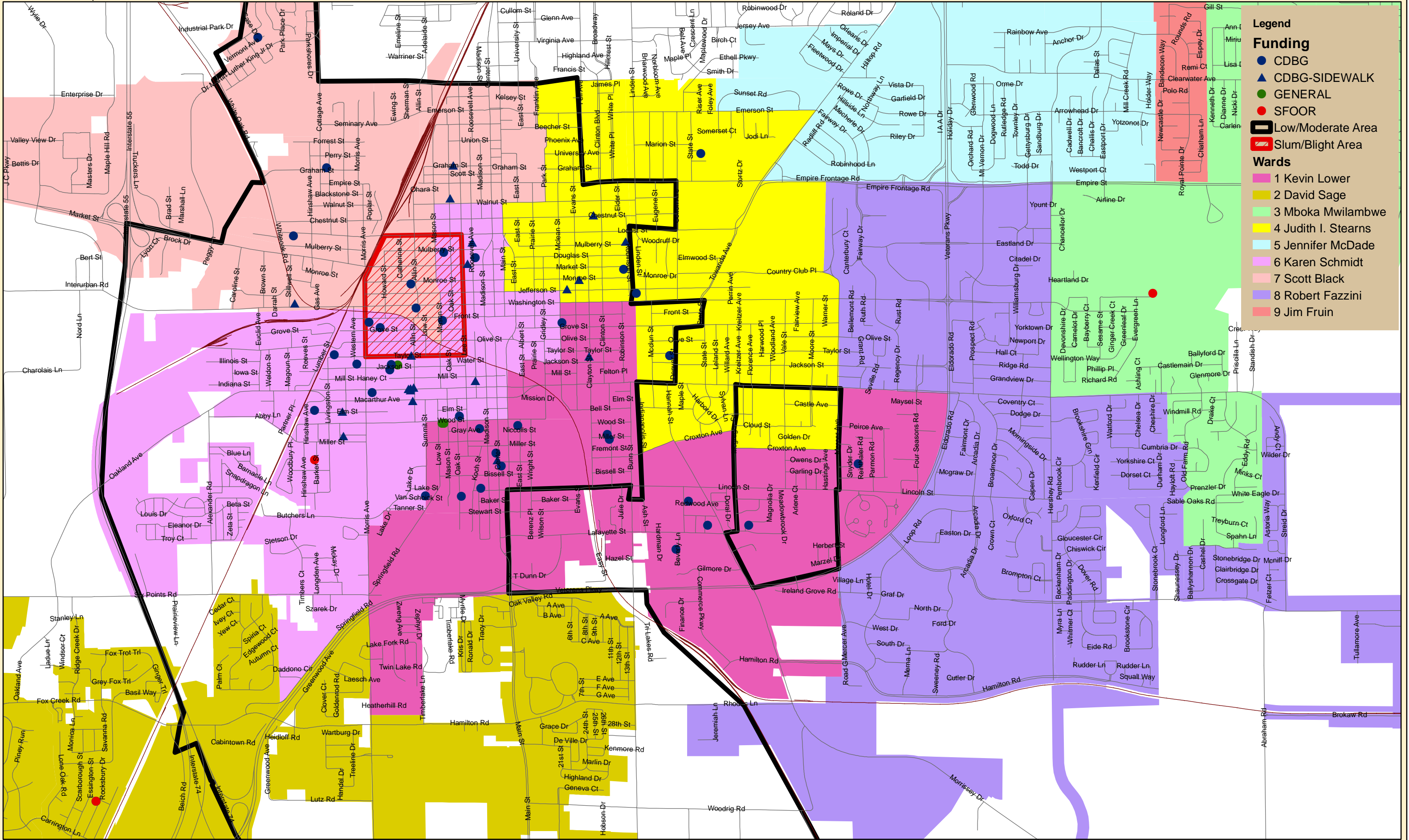
Low/Moderate and Slum/Blight Areas in Bloomington, IL

0 0.125 0.25 0.5 0.75 1 Miles

CITY OF BLOOMINGTON

Map Created February 2009

FY 38 2012-13 Funding Source by Ward



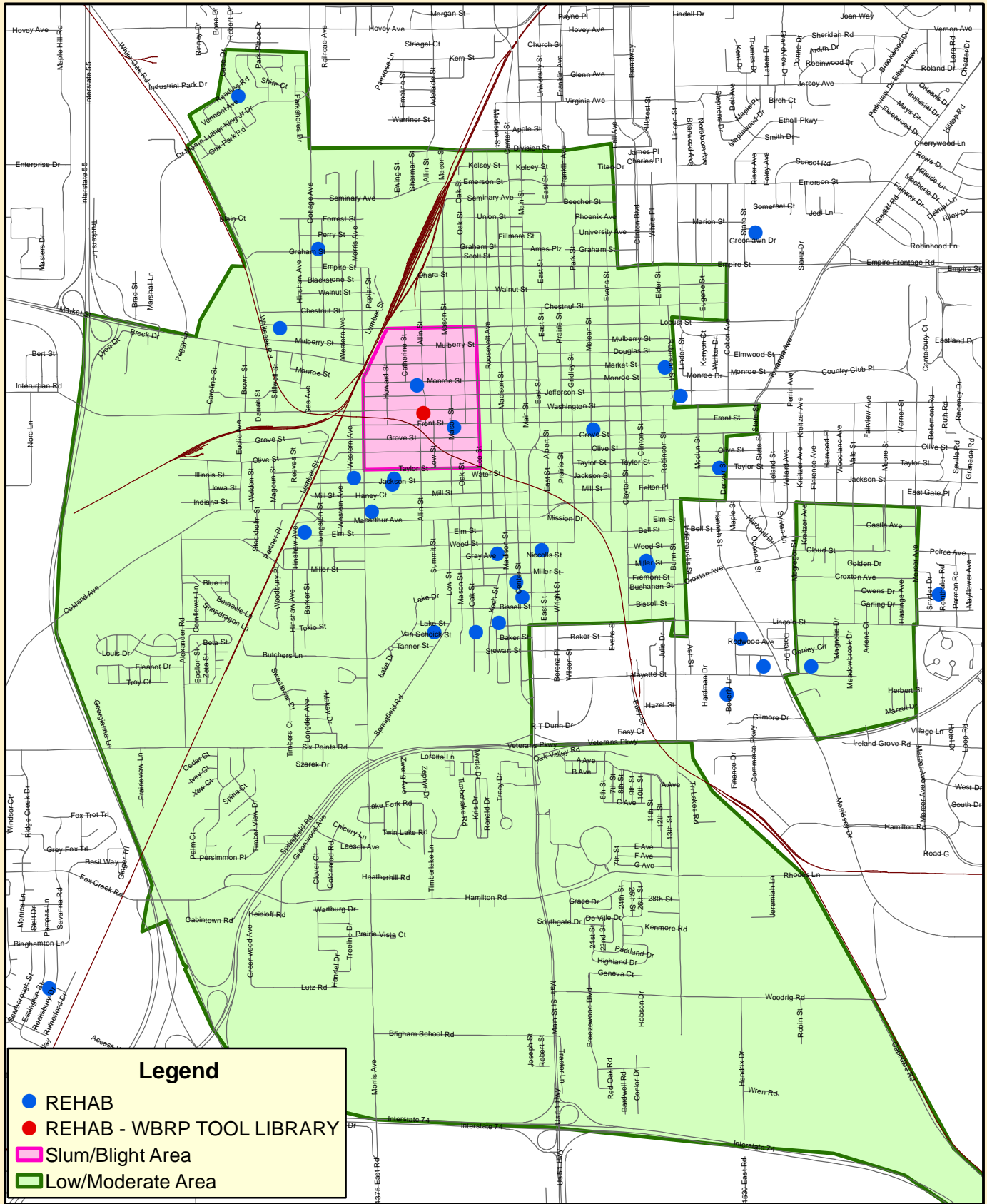
Legend

Funding

- CDBG
- ▲ CDBG-SIDEWALK
- GENERAL
- SFOOR
- ▭ Low/Moderate Area
- ▨ Slum/Blight Area

Wards

- 1 Kevin Lower
- 2 David Sage
- 3 Mboka Mwilambwe
- 4 Judith I. Stearns
- 5 Jennifer McDade
- 6 Karen Schmidt
- 7 Scott Black
- 8 Robert Fazzini
- 9 Jim Fruin



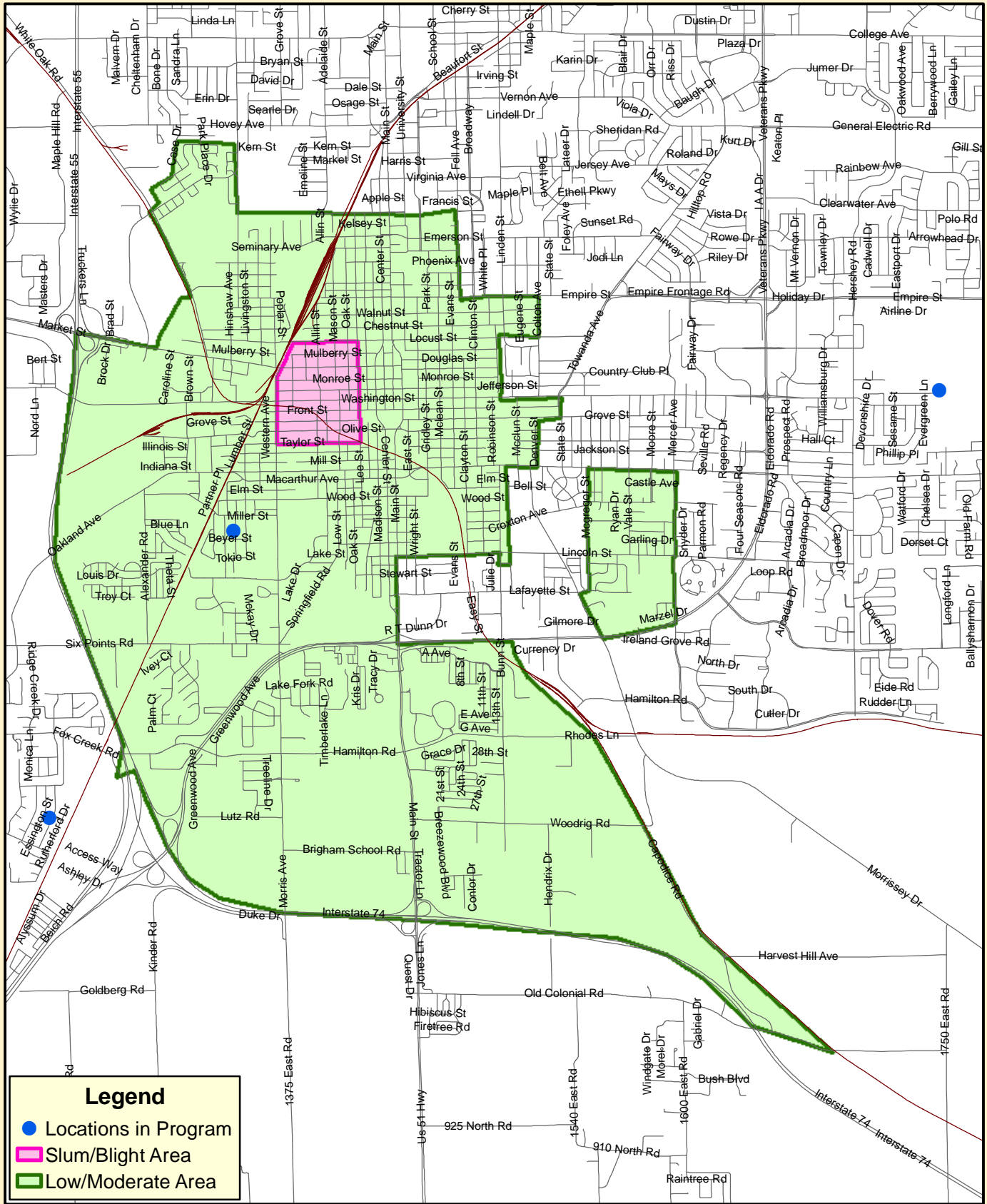
Legend

- REHAB
- REHAB - WBRP TOOL LIBRARY
- Slum/Blight Area
- Low/Moderate Area

**FY38 2012-13
Housing Rehabilitation Projects
CDBG Funds**

0 0.25 0.5
Miles

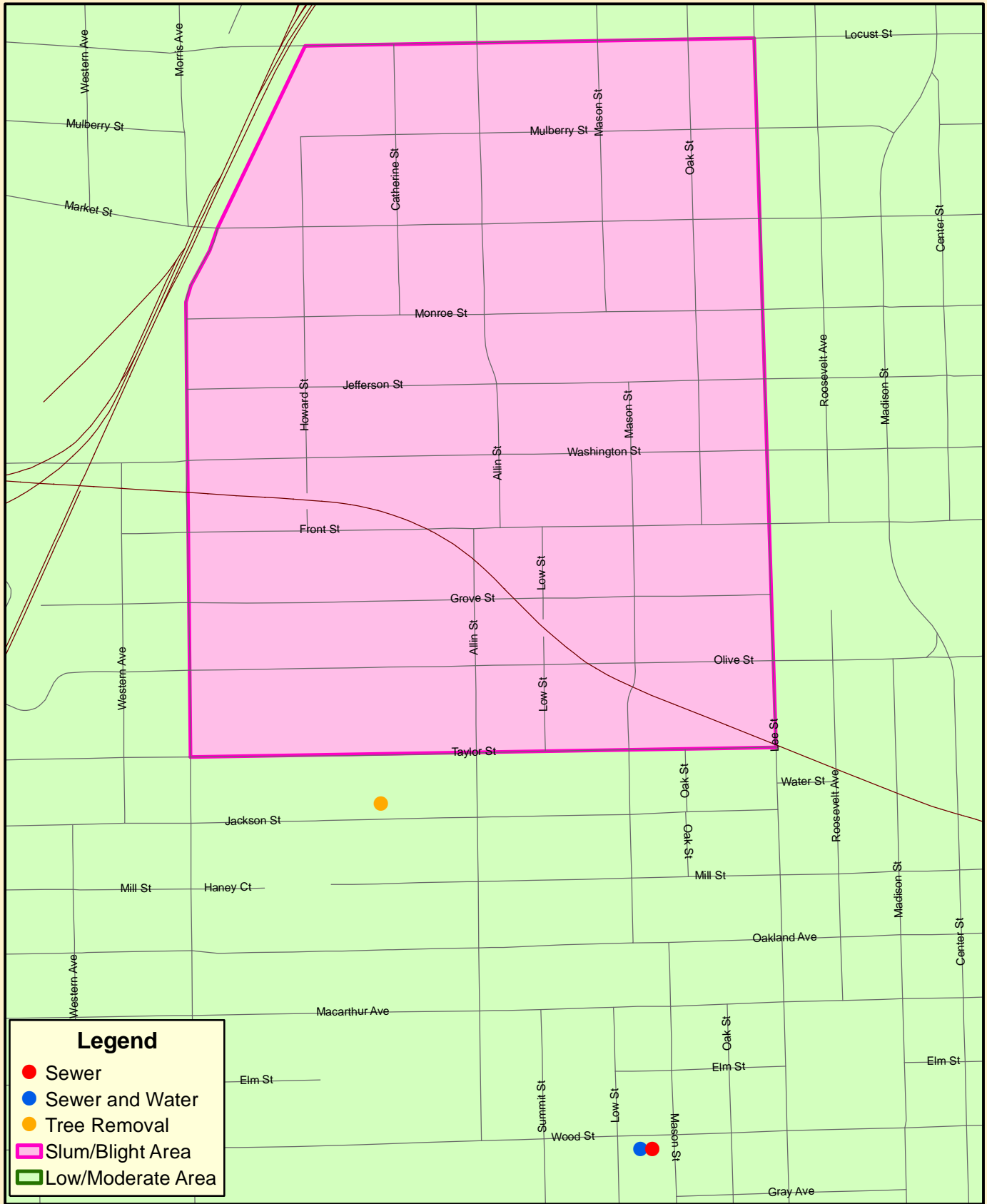
Map Created: July 2013



FY38 2012-13
IHDA - Single Family Owner Occupied
Rehabilitation Program



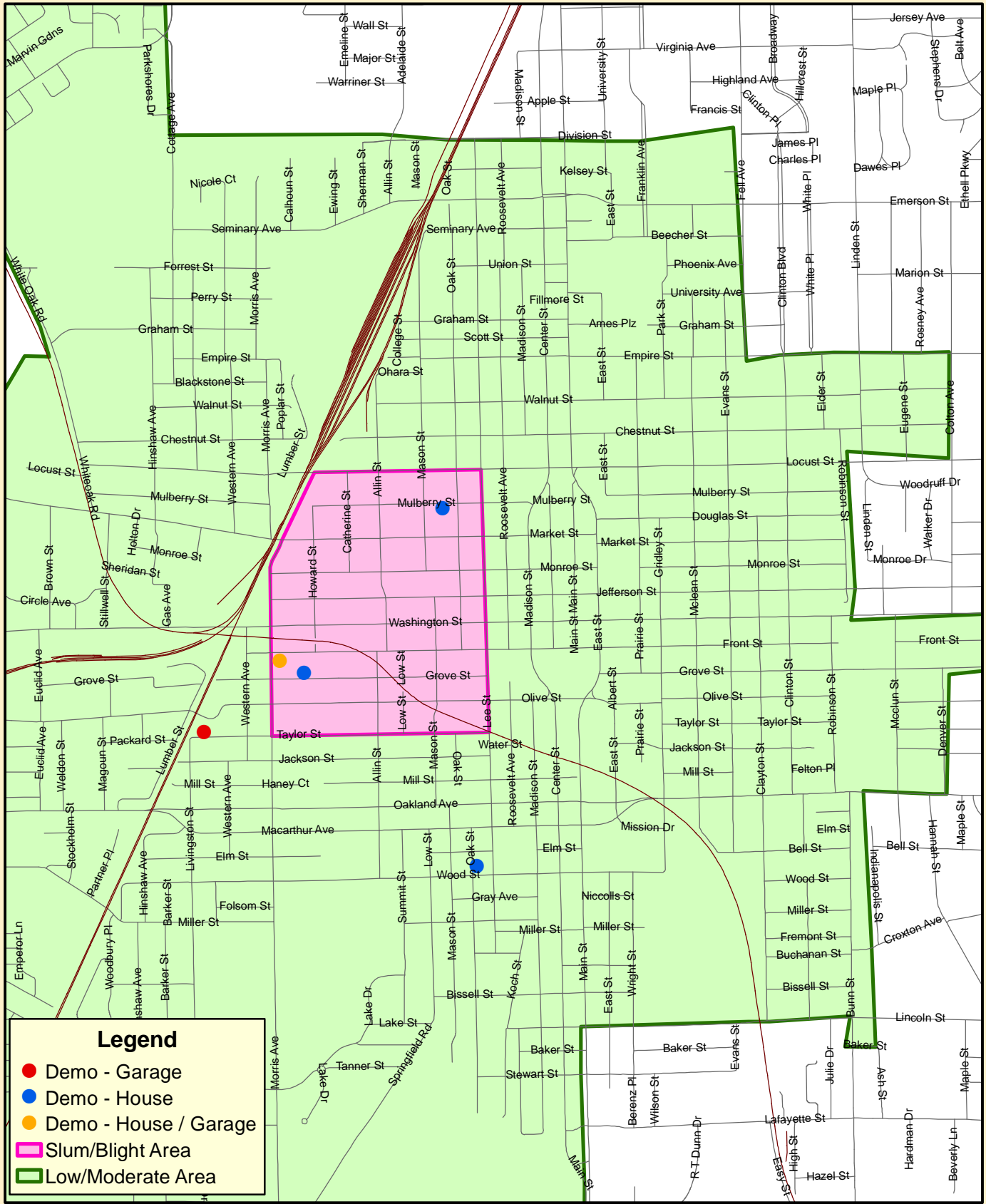
Map Created: July 2013



FY38 2012-13
Code Enforcement Activities
City General Funds



Map Created: July 2013



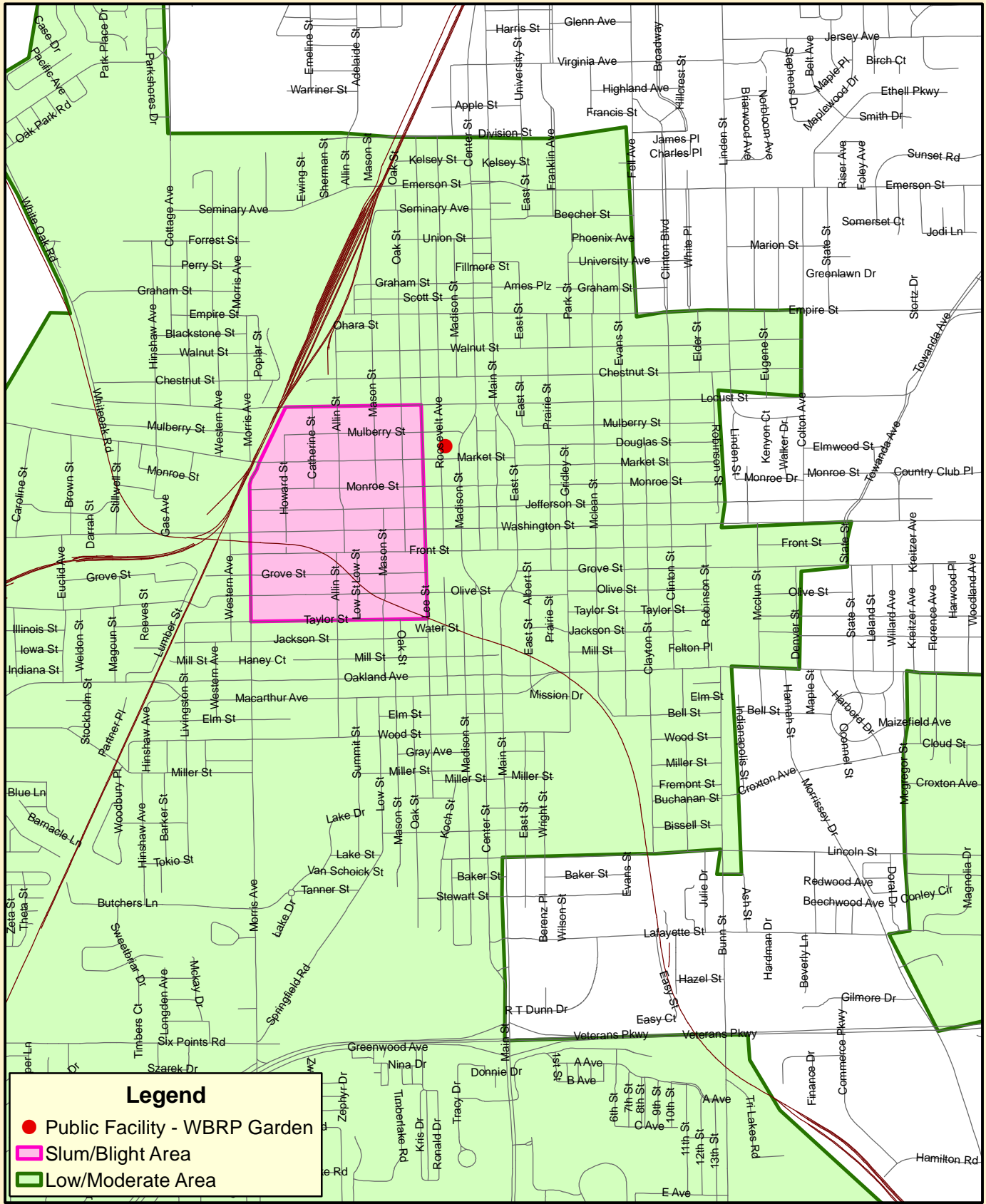
FY38 2012-13 Demolition Activities CDBG Funds



0 0.25 0.5
Miles



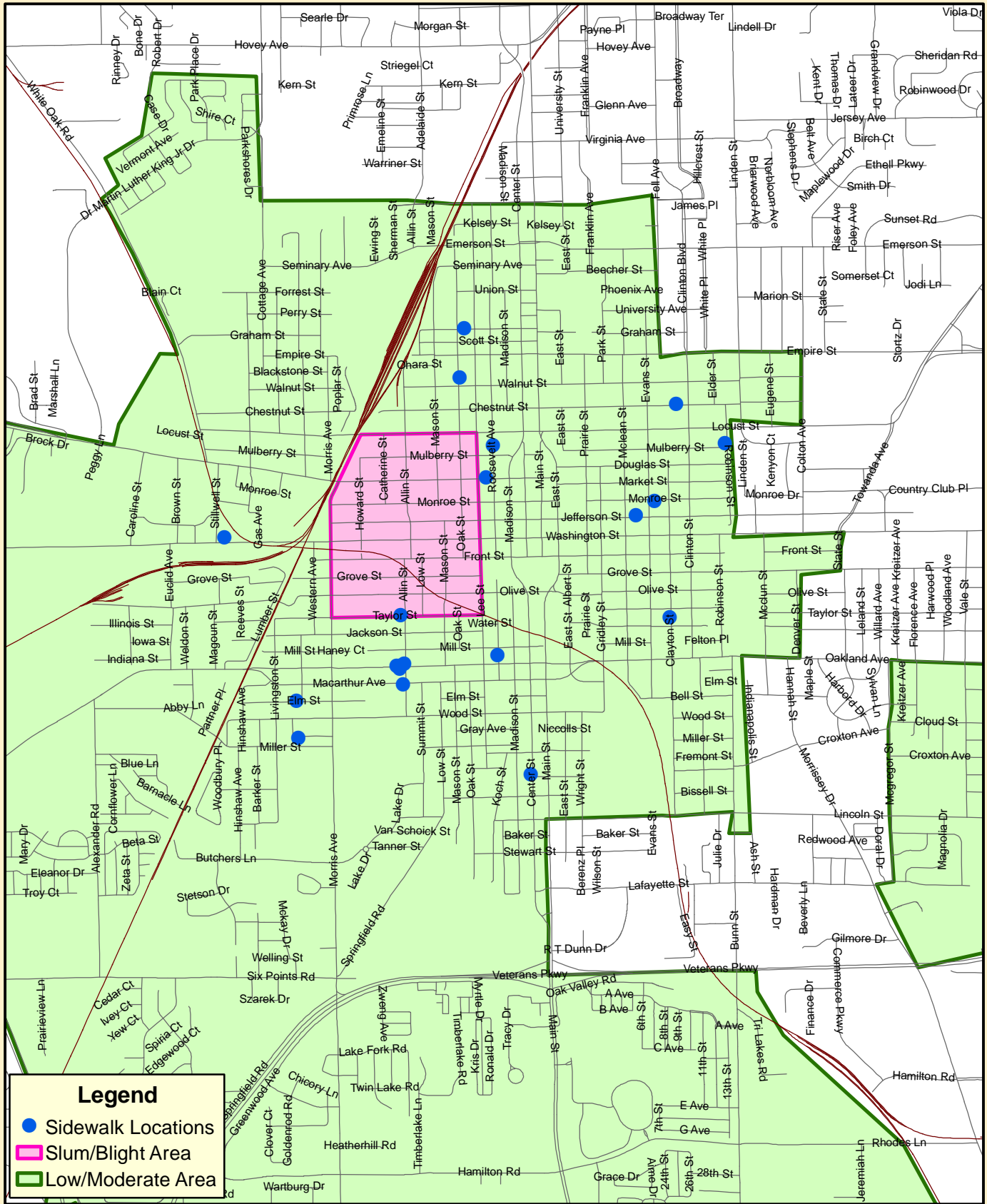
Map Created: July 2013




FY38 2012-13 Public Facilities CDBG Funds

0 0.25 0.5 Miles

Map Created: July 2013



FY38 2012-13 Sidewalk CDBG Funds



Map Created: July 2013



Memorandum

To: Tracey Covert, City Clerk

From: Sharon Walker, PACE

*Date: July 18, 2013
Availability of "Draft" CAPER Executive
Summary for Public Review and
Comments*

The attached document must be provided for public viewing and comment, as required by the Department of Housing and Urban Development. It is the City of Bloomington Community Development's Consolidated Annual Evaluation and Performance Report or otherwise known as our FY38 CAPER – Executive Summary (May 1, 2012- April 30, 2013) for those projects and activities funded through Community Development Block Grant (CDBG) monies.

I sent public notice to the Pantagraph and the City's web site, stating that the document would be available at the City Clerk's office, the Bloomington Public Library and the Planning and Code Enforcement office, from Friday July 19th, 2013 through Friday August 2nd, 2013.

I would appreciate if the document was made available to the public at the City Clerk's office during this time period.

Thank you for assisting in this matter. If people have any questions, please feel free to direct them to me at 434-2342.

Thanks again for your help!!!



Memorandum

*To: Georgia Bouda, Director Bloomington
Public Library*

From: Sharon Walker, PACE

Date: July 18, 2013

*Subject: Availability of "Draft" CAPER Executive
Summary for Public Review and
Comments*


The attached document must be provided for public viewing and comment, as required by the Department of Housing and Urban Development. It is the City of Bloomington Community Development's Consolidated Annual Performance and Evaluation Report (CAPER) - Executive Summary, for Fiscal Year 38 (May 1, 2012 - April 30, 2013) for projects and activities funded through Community Development Block Grant (CDBG) funds

I sent out public notices to the Pantagraph and the City's web site, stating that the document would be available at the City Clerk's office and the library, beginning Friday July 19th, 2013 through Friday August 2nd, 2013.

I would appreciate if the document was made available to the public at the library during this time period.

Thank you for assisting in this matter. If people have any questions, please feel free to direct them to me at 434-2342.

Thanks again for your help!



- [I Want To...](#)
- [City Hall](#)
- [Residents](#)
- [Visitors](#)
- [Business](#)

- Community Development
- Block Grant
- Consolidated Plan
- Action Plan
- ▶ CAPER
- Contractor Registration
- HUD Income Guidelines
- IHDA SFOOR
- Property Maintenance Code Violations

Font Size: [A] [A-] Share & Bookmark [X] Feedback [X] Print

CONSOLIDATED ANNUAL PERFORMANCE AND EVALUATION REPORT

On Friday, July 19, 2013, a draft of the Executive Summary from Consolidated Annual Performance and Evaluation Report for the City of Bloomington, Community Development Division, for Fiscal Year 38, May 1, 2012 through April 30, 2013, will be available for public viewing and citizen comments.

The document will be available for public review between 7:30 am – 4:30 pm, Monday-Friday at the Planning and Code Enforcement Department, Code Enforcement Division at 115 East Washington Street, Government Center, 2nd floor and the City Clerk's Office at Bloomington City Hall, 109 East Olive Street, Bloomington; office hours 8:00 am to 5:00 pm, Monday-Friday. It will also be available from the link below and at the Bloomington Public Library, 205 East Olive Street, Bloomington, during their normal business hours of Monday-Thursday 9:00 am - 9:00 pm; Friday and Saturday 9:00 am - 5:00 pm and Sunday 1:00 pm – 5:00 pm.

Citizens are encouraged to provide written comments to the Community Development Division by Friday, August 2, 2013, no later than 12:00 pm.

A public hearing will be held on Friday, August 2, 2013, at 12:00 pm., in the Hepperly Conference room, located in the Planning and Code Enforcement Department, on the 2nd floor of the Government Center at 115 East Washington Street, Bloomington.

FY 38 DRAFT Consolidated Annual Performance and Evaluation Report



THE CONSOLIDATED ANNUAL PERFORMANCE

AND EVALUATION REPORT (CAPER)

City of Bloomington, Community Development Block Grant Annual Report

On Friday, July 19, 2013, a draft of the Executive Summary from Consolidated Annual Performance and Evaluation Report for the City of Bloomington, Community Development Division, for Fiscal Year 38, May 1, 2012 through April 30, 2013, will be available for public viewing and citizen comments. The document will be available for public review between 7:30 am – 4:30 pm, Monday-Friday at the Planning and Code Enforcement Department, Code Enforcement Division at 115 East Washington Street, Government Center, 2nd floor and the City Clerk's Office at Bloomington City Hall, 109 East Olive Street, Bloomington; office hours 8:00 am to 5:00 pm, Monday-Friday. It will also be available on the City's website, www.cityblm.org and at the Bloomington Public Library, 205 East Olive Street, Bloomington, during their normal business hours of Monday-Thursday 9:00 am - 9:00 pm; Friday and Saturday 9:00 am -5:00 pm and Sunday 1:00 pm – 5:00 pm. Citizens are encouraged to provide written comments to the Community Development Division by Friday, August 2, 2013, no later than 12:00 pm.

A public hearing will be held on Friday, August 2, 2013, at 12:00 pm., in the Hepperly Conference room, located in the Planning and Code Enforcement Department, on the 2nd floor of the Government Center at 115 East Washington Street, Bloomington.

If there are any questions with regard to this report, please contact Sharon Walker, Division Manager, Code Enforcement Division, at (309) 434-2342, fax your comments to (309) 434-2801, or email swalker@cityblm.org.

Low/MoD Churches

Clearview Church
207 East Washington Street,
Bloomington, IL 61701

Joy Full Gospel Community Church
411 East Mulberry Street,
Bloomington, IL 61701

Living Word Ministry
818 East Chestnut Street,
Bloomington, IL 61701

Crosswinds Community Church
2712 South Main Street,
Bloomington, IL 61701

Liberty Church
401 East Jefferson Street,
Bloomington, IL 61701

Unitarian Church
1613 East Emerson Street,
Bloomington, IL 61701

Bible Baptist Church
804 Four Seasons Road,
Bloomington, IL 61701

Holy Trinity Church
711 North Main Street,
Bloomington, IL 61701

Faith Baptist Church
804 North Center Street,
Bloomington, IL 61701

Immanuel Baptist Church
811 Vale Street
Bloomington, IL 61701

St Patrick's Church
1209 West Locust Street,
Bloomington, IL 61701

Wayman AME Church
803 West Olive Street,
Bloomington, IL 61701

First Christian Church
401 West Jefferson Street,
Bloomington, IL 61701

Faith United Methodist Church
400 Union Street,
Bloomington, IL 61701

Grace United Methodist Church
622 South Clinton Street
Bloomington, IL 61701

Wesley United Methodist Church
502 East Front Street
Bloomington, IL 61701

Loving Missionary Baptist Church
1101 North Roosevelt Avenue
Bloomington, IL 61701

MT Pisgah Baptist Church
801 West Market Street,
Bloomington, IL 61701

New Heights Wesleyan Church
703 North Clinton Street,
Bloomington, IL 61701

Park United Methodist Church
704 South Allin Street
Bloomington, IL 61701

Union Missionary Baptist Church
509 West Jackson Street,
Bloomington, IL 61701

Church of Christ-Four Seasons
904 Four Seasons Road
Bloomington, IL 61701

Northside Church Of Christ
1908 North Towanda Barnes
Bloomington, IL 61704

New Hope Fellowship Church
1704 Six Points Road
Bloomington, IL 61701

New Hope Missionary Baptist
Church
701 East Oakland Avenue
Bloomington, IL 61701

Central Pointe Church of Christ
406 South Clinton Street
Bloomington, IL 61701

West Olive United Methodist
Church
1306 West Olive Street
Bloomington, IL 61701

Integrity Deliverance
1409 South Main Street
Bloomington, IL 61701

Word of Faith Christian
507 North Center Street
Bloomington, IL 61701

Christ Temple Pentecostal
608 West Taylor Street
Bloomington, IL 61701

Harvest Family Worship Centre
712 West Locust Street
Bloomington, IL 61701

St Mary's Church
527 West Jackson Street
Bloomington, IL 61701

Second Presbyterian
313 North East Street
Bloomington, IL 61701

Christian Faith Center
502 West Front Street
Bloomington, IL 61701

COR Ministries
1107 West Olive Street
Bloomington, IL 61701

Jesus Coffee House
724 West Washington Street
Bloomington, IL 61701

!

Agencies

Habitat for Humanity
410 North Prairie Street
Bloomington, IL 61701

Cedar Lake Fellowship
401 East Empire Street
Bloomington, IL 61701

Salvation Army Community Center
611 West Washington Street
Bloomington, IL 61701

AARP
2909 Wellington Way
Bloomington, IL 61704

PATH
201 E. Grove St.
Bloomington, IL 61701

American Red Cross
1 Westport Ct.
Bloomington, IL 61704

Community Action
1301 W. Washington St.
Bloomington, IL 61701

Catholic Charities
603 N. Center St.
Bloomington, IL 61701

Township Office of General Asst.
607 S. Gridley St.
Bloomington, IL 61701

Department of Human Services
501 W. Washington St.
Bloomington, IL 61701

East Central Ill Area on Aging
1003 Maple Hill Road
Bloomington, IL 61704

Faith in Action
410 N. Prairie St.
Bloomington, IL 61701

Home Sweet Home Ministries
303 E. Oakland Ave.
Bloomington, IL 61701

Life Center for Independent Living
2201 Eastland Dr. Suite 1
Bloomington, IL 61704

McLean County Center for
Human Services
108 W. Market St.
Bloomington, IL 61701

McLean County Chamber of Commerce
210 S. East St.
Bloomington, IL 61701

NAACP of Bloomington/Normal
P.O. Box 925
Normal, IL 61761

St. Vincent DePaul Society
711 N. Main St.
Bloomington, IL 61701

Low/Med. Associations

Cultural District Neighborhood
Judy Stearns
206 E. Locust St.
Bloomington, IL 61701

Wood Hill Towers Residential Council
Larry Fowler
101 E. Macarthur # 608
Bloomington, IL 61701

Gridley Allin Pricketts Neigh. Assoc.
Chris Newport
609 N. Mason St.
Bloomington, IL 61701

Evergreen Winchester
Charles McCubbin
102 S. Evergreen
Bloomington, IL 61701

Lang's Alley Neighborhood Assoc.
Jimmy Rogers
812 W. Grove St.
Bloomington, IL 61701

Dimmitt's Grove Neighborhood Assoc.
Brad Williams
613 E. Grove St.
Bloomington, IL 61701

Downtown Bloomington Assoc.
Peggy Flynn
200 W. Monroe St.
Bloomington, IL 61701

Franklin Square Association
Michele Maurer
317 E. Chestnut St.
Bloomington, IL 61701

South Hill Neighborhood Assoc.
Bloomington, IL 61701

Olde Towne Neighborhood Assoc.
Carolyn Steele
717 W. Monroe St.
Bloomington, IL 61701

Near E. Side Neighborhood Assoc.

Old East Side Neighborhood Assoc.
Marty Seigel
615 E. Chestnut St.
Bloomington, IL 61701

Northwest Neighborhood Assoc.
Susie Peroutka
1502 N. Lee St.
Bloomington, IL 61701

South Oakland Neighborhood Assoc.
Marie Winquist
608 S. Clinton St.
Bloomington, IL 61701



"Like" us on
Facebook! 

PATH-O-GRAM

A free service provided by PATH

July 29, 2013

Notice of Public Hearing - Connect Transit

Public Hearing for Service Changes Effective August 2013

Another public hearing has been scheduled by Connect Transit for the purpose of considering changes to all existing fixed route service.

Public Hearing

Date: Tuesday, July 30, 2013

Time: 4:30 PM

Location: Bloomington City Hall, Council Chambers, 109 East Olive Street, Bloomington, IL 61701

At the hearing, Connect Transit will afford an opportunity for interested persons or agencies to be heard with respect to the proposed changes in service. Comments may also be submitted in writing up to the date and time of the public hearing to Connect Transit, 351 Wylie Drive, Normal, IL 61761. Detailed descriptions of the proposed changes are available at www.connect-transit.com or from the Connect Transit offices at 351 Wylie Drive, Normal, IL 61761.

Heartland Head Start is accepting preschool applications for the 2013-2014 school year throughout the summer. Walk-ins are welcome Monday – Thursday, 8:30am to 5:00pm, Fridays 8:30am to 4:00pm OR private appointments are available for early morning or later afternoon appointment needs.

We are a preschool program for children ages 3 and 4 for families who meet federal income guidelines. Children must be age 3 or 4 by September 1, 2013. We offer an excellent curriculum, highly qualified teaching staff, family support through social services, health and dental services.

Parents must bring:

1. Proof of income (i.e. paystubs, income tax form, W2, TANF verification, SSI verification etc.)
2. Copy of the child's county birth certificate (not a hospital certificate)
3. Medical card
4. Immunization records

Parents are required to complete the application process and staff will provide information on additional medical requirements. Children do not need to attend the application process but they are welcome. Head Start is located at 1407 W. Washington St., Bloomington and their number is 309-662-4880.

IMMIGRATION CLINICS - July 2013- December 2013

Attorneys from The Immigration Project will be offering free immigration consultations. Consultations are by appointment only. No walk-ins will be seen.

BLOOMINGTON July 11, Aug. 9, Sep. 6, Oct. 4, Nov. 1, Nov. 21, & Dec. 19

The Immigration Project, 510 E Washington St., Suite 318, Bloomington IL 61701

To schedule an appointment, call 1-800-298-3235 ON MONDAYS from 10am to 6pm OR email info@immigrationproject.org.

Sharing Shakespeare - The Illinois Shakespeare Festival has a program for free tickets to main stage performances available to under-represented and under-resourced populations. The program, called 'Sharing Shakespeare', works with non-profits and social service agencies to identify groups who are good candidates. Shows are available from July 12 through August 10, 2013. Interested agencies should contact Dick Folse at (309) 645-8828 or rfolse@ilstu.edu.

In need of volunteers for upcoming community events or ongoing services?

Contact natalie.reiser.qt7r@statefarm.com to have your information posted on the State Farm internal Community-Sponsored Events and Opportunities webpage. Provide event information, dates/times, a description of the volunteer need, contact information and any other details in your request. Please submit your information 2-4 weeks prior to the event.

State Farm is only offering to communicate volunteer opportunities to its employees based in Bloomington. State Farm does not sponsor these events or guarantee volunteer participation.

Please Join us for the 5th annual Breastfeeding Friends Fair! Tuesday, Aug 6, 2013, 10am - 2pm
NEW LOCATION! - The Baby Fold, 612 Oglesby Ave. Normal, IL

The Breastfeeding Friends Fair is McLean County's annual celebration of World Breastfeeding Week! The event connects mothers and families to local maternal child health resources and other support organizations for a successful breastfeeding journey.

This year's focus is on the network of support that is essential to breastfeeding mothers, which includes trained health care workers, lactation consultants, community leaders, other local mothers, families, fathers or partners. Ask a panel of mothers for breastfeeding advice, discover local support for nursing moms and family health resources, and visit the children's activity corner. This event is free and open to the public.

Contact Brandy Hansen at brandy.hansen@mcleancountyil.gov or 309-888-5971, or visit the McLean County Health Department web site at <http://health.mcleancountyil.gov> for electronic flyers and more information!

YWCA OFFERS TEEN SUPPORT GROUP FOR TEEN SURVIVORS OF SEXUAL ASSAULT

YWCA McLean County's Sexual Assault Program, Stepping Stones will host a teen support group for teen survivors of sexual assault September 4 – December 11, 2013 every Wednesday from 4:00 – 5:30 p.m. All support group sessions will be held at YWCA at 1201 N. Hershey Rd. in Bloomington (lower level entrance).

Each session will cover topics ranging from rape culture, relationships, self-esteem and boundaries to accepting and understanding abuse, coping strategies and the difficulties associated with high school. Group size is limited. **All participants must register by Friday, August 30.** To register for the group or to set up an appointment for individual counseling, contact Valerie Parker, Stepping Stones Therapist, at (309) 831-5511 or vparker@ywcamclean.org or Kelly Riesselman, Stepping Stones Counselor, at (309) 662-0461 x247 or kriesselman@ywcamclean.org.

Stepping Stones provides **free and confidential** support services to sexual assault survivors and their loved ones (including adult survivors of child sex abuse). Those who seek Stepping Stones services receive the information they need to make their own educated decisions. Sexual assault advocates can be reached 24-hours a day, 365 days a year by calling PATH at (309) 827-4005 and asking to talk to Stepping Stones. Advocates can provide telephone counseling, help the victim report to the police, accompany the victim to the hospital and provide advocacy and support.

For more information on YWCA Stepping Stones, contact Nicole Kirstein, Stepping Stones Director, at (309) 662-0461 x272 or nkirstein@ywcamclean.org. Visit YWCA Stepping Stones on the web at www.ywcamclean.org.

FREE CITIZENSHIP INFORMATION MEETINGS -The Immigration Project, 510 E Washington St., Suite 318, Bloomington IL 61701. Held on Sept 14, Oct 12, Nov 2, Dec 7 at 12:00pm; if you want you can stay after for paperwork help.

First step for applicants seeking information about applying for citizenship with free legal assistance from Immigration Project.- Open to the public. The meeting will be conducted in English and Spanish at all times.

Heartland Community College offers free GED and ESL classes! Call 268-8180.

GED: Do you know someone who needs a GED? Let HCC help. Studies will include reading, writing, social studies, science, and math. HCC can also prepare students for the U.S and Illinois Constitution exams, if necessary.

* Our Bridge to Business Basics GED will be offered again this fall for qualified students who would like to begin earning college credit while enrolled in GED.

ESL: Do you know someone who needs to improve in their ability to speak English. We can help with that too. Students will improve in their ability to speak, listen, read, and write English.

GED and ESL classes are FREE and help learners move to the next level of the ladder to success. Both ESL and GED classes begin again Monday August 19th. If interested in more information, or to schedule a date for testing and orientation, please contact 268-8180.

MCLP Proudly announces Class of 2014 and 5th Anniversary - Public invited to attend

Bloomington/Normal, IL.– The public is invited to welcome the Multicultural Leadership Program (MCLP) Class of 2014 during their orientation on July 25. The reception will be held from 4:00-5:00 p.m. in the Astroth Atrium at Heartland Community College.

Twenty-six participants will begin their 8-month leadership development journey in an intense, professional development curriculum that provides a framework for them to learn and practice becoming better leaders for our communities. MCLP develops leaders who want to work with people of all ages, cultures, and walks of life to strengthen and support our community.

"While the focus of this orientation is to welcome the 5th annual class, we will also recognize the five year anniversary of MCLP and the success of all our graduates," Sonya Mau, Executive Director of MCLP, proudly states, "Our graduates are our legacy."

Participants for this year's class are: Ajay Kalavala, Alyssa Bisanz, Bobbi Hynes, Cheryl Hussain, Dakesa Pina, Dipti Hattangady, Emmanuel Calmes, Funmilola Thomas-Albright, Ivan Hall, Jeffrey Hreha, Jerin Thomas, Joy Born, Julie Navickas, Kiranmayi Konam, Kristin Manzi, Lauren Eckhardt, Linda Bollivar, Phyllis Glover-Webster, Sateesh Nallamothu, Seena Bhende, Sheena Bedi, Stephanie Duquenne, Tammy Vancil, Tara Brown, Tejas Jani and Tim Beccue.

Celebrations to commemorate the 5-year milestone in MCLP history will take place throughout the year. Alumni of MCLP, as well as mentors, friends and family are invited to attend the orientation celebration.

Visit our website for more information at www.bn-mclp.org

"The AFP Central Illinois Chapter will bestow up to nine ***Outstanding Awards for Philanthropy*** to recognize individuals and organizations whose philanthropic achievements have made an impact on the Central Illinois community. **Please nominate your Donors and Colleagues for one of nine possible National Philanthropy Day awards. The deadline for submitting nominations is Friday, August 2, 2013.**

Please take a few minutes to fill out the attached Preliminary Nomination form and submit it today for the chance to recognize your favorite donors.

Only a few minutes of your time can mean a lot to those people so important to your organization, and give them the recognition they deserve for their philanthropic spirit.

To nominate, please go to <http://www.afpcentralillinois.org/forms/NPD-Preliminary-Nomination-2013.pdf> and fill out the form and click submit at the bottom of the form when you are finished.

Following your nomination submission, you will be asked to submit a one page summary describing the accomplishments and reasons that substantiate the criteria for the award."

The Boys & Girls Club of Bloomington-Normal has named Grant Anderson as its new Chief Professional Officer (CPO). In this role, Anderson will have overall responsibility to lead Club staff, manage resources, develop programs and cultivate new lines of charitable funding while achieving the mission of the Boys & Girls Club of Bloomington-Normal.

Anderson's first full day at the Club will be **Tuesday, July 30th.**

A native of Danville, IL, Anderson received his bachelor's Summa Cum Laude in Politics and Government from Illinois State University and has an extensive background in nonprofit management and youth development. Anderson has roots in the Boys and Girls Club. He was a member at the Danville, IL. Club where his older sister worked. Anderson went on to volunteer at the Danville Club during high school.

Chief Volunteer Officer & Board President **Jon Voegele** says Anderson's passion for community service and deep local ties set him apart during the selection process.

"We are very thrilled to have Grant lead our Boys & Girls Club. His knowledge of the service needs in Bloomington-Normal combined with his energy and passion are exactly what we need to take our organization to the next level. His background in non-profit work combined with his finance and business experience made him the right choice for our Club and our community."

Said Anderson: "There are more than 400 kids and their families in Bloomington-Normal who rely on the Boys & Girls Club every day for our services, programs and support. That alone was motivation enough for me to return to my second home. I can't wait to get back to Bloomington-Normal so I can start helping."

During his first stint in Bloomington-Normal, Anderson volunteered with numerous student and community organizations including the YMCA summer camp, its after-school program and the Town of Normal Human Relations Commission. After a one-year stint as a financial advisor for Merrill Lynch, Anderson shipped off to the "other" Twin Cities. Anderson recently completed a year of national service with AmeriCorps VISTA in Minneapolis, Minn. His work supported industry-focused training and placement programs for low income job-seekers. While in Minneapolis, Anderson also participated in a rigorous nonprofit leadership curriculum sponsored by the Phillips Family Foundation, was a member of the Twin Cities Young Nonprofit Professionals Network and completed training through the Minnesota Council of Nonprofits and the Minnesota Council on Foundations.

Faith Second Chance Thrift Store in LeRoy, IL- We bring you MORE for you, your family & your home while leaving MORE \$\$\$ in YOUR pocket where it belongs! The below reflects our normal prices, but during the week of 7/29 through 8/3, we will hold a **SUMMER SALE-A-BRATION** to celebrate the new store and hitting 1,000 Likes on Facebook! During the sale week, all items in the clothing & frills store except those marked with special prices will be **ONLY 88 CENTS!** No matter the size, no matter if man or woman, nearly everything in the store is only 88 cents. Any specially marked items will be half price! All items in the household and furniture area will also be half price!

Regular prices:

Infant clothes to youth size 10/12 are only \$1.00.

Teen fashions from size 14-20 are only \$1.50.

Adult shirts and pants, **INCLUDING JEANS**, are only \$2.50.

We also offer adult shoes and purses for \$2 each and kids shoes are only \$1.

If a family cannot afford our low prices, please have them ask about our gift program where we give clothes to each family member for free!

Your clients can Like Faith Second Chance Thrift Store on facebook to keep up to date on current store sales and activities! For those who don't do facebook, our page is still visible as a public page just by "googling" it.

If you have been meaning to come check out our store, but haven't yet, July 29 through August 3 is the best time to shop! Please note: Regular hours are Monday-Friday 10-5 and Saturday 10-4, but for the sale, and for the first time ever, we will be open until 8 p.m. on Saturday. If we get a great response to this, we will have one late night each month on the first Saturday of each month.

Healthy Mind, Healthy Life Seminar - Jonathan Lindsay, MS, LCPC, is a local therapist in private practice who holds free monthly seminars for the public on the first Thursday of every month from 6 pm-8pm. All seminars are held that Hawthorne Suites by Windham, 1 Lyons Drive, Bloomington (Directly behind Cracker Barrel off Market Street). These seminars are always free and no registration is needed. Jon started these seminars as his way of giving back to the community.

Thursday August 1st: Trauma. Trauma and Post-Traumatic Stress Disorder is commonly associated with war, but many people experience trauma outside of combat. Learn about what trauma is, how it impacts individuals, and how to recover from trauma. There will be a guest speaker at this seminar who will openly talk about her PTSD symptoms and her recovery!!!

****Please note: For \$10, Jon will now be offering 2 CEU's for LCPCs and LCSWs!!!!!!

If you have any questions about the seminars, please contact Amy at [\(309\)531-2878](tel:3095312878) or Jon at [\(309\)323-0215](tel:3093230215)

Lunch with Jon - Jonathan Lindsay, LCPC, is a local therapist in private practice. Beginning Friday, July 26th, he will be offering CEUs for LCPCs and LCSWs at his office over the lunch hour! From 12-1 pm, bring your lunch and learn about a different topic. Cost is \$10 per session, or chose to attend 8 in the next 6 months for \$60!

Jon's office is located in downtown Bloomington at 207 W. Jefferson, Suite 204.

The schedule of topics:

8/2: Engaging clients in therapy

8/9: Keirse's Temperament: Guardian

8/16: Keirse's Temperament: Artisan

8/23: Keirse's Temperament: Rational

8/30: Keirse's Temperament: Idealist

9/6: Treatment planning: introvert vs extrovert

9/13: Treating non-chemical addiction

9/20: 4 C's of parenting

9/27: Intimacy

10/4: Cycle of Violence

10/11: Masculinity/Femininity

10/18: Spirituality in secular counseling

For questions, or to reserve a spot, please contact Amy at 309-531-2878 or Jon at 309-323-0215

Beginning August 12, WIC will be by walk-ins only! Hours will be Monday through Friday, 8-10:30 AM and 1-3:00 PM; closed Wednesday mornings. In addition, the clinic is open later on the third Monday each month from 10:00 AM to noon and 2:30-5:00 PM. Those dates for the remainder of the year are 8/19/13, 9/16/13, 10/21/13, 11/18/13 and 12/16/13. Saturday clinic times are available on the first Saturday of each month from 8-10:00 AM and 1-3:00 PM. For the remainder of 2013, those dates are 9/7/13, 10/5/13, 11/2/13 and 12/7/13. Please note that the WIC office is closed on each Friday before a Saturday clinic.

To assure service, please bring the following to the WIC clinic at the time of benefit request:

- Your child
- Proof of residential address (the Illinois Medical Card can no longer be accepted as proof of residency)
- Medical card or 2 recent pay check stubs for each person in the household
- Immunization records (if child receives shots somewhere other than the Health Department)

Clinic appointments will still be made for pregnant women for the initial visit. Women should call 309.888.5517 to schedule that appointment.

Appointments will still be made for any client needing interpretive services. Clients can call 309.888.5457 or for assistance in Spanish, call 309.888.4860.

THE CONSOLIDATED ANNUAL PERFORMANCE AND EVALUATION REPORT (CAPER) City of Bloomington, Community Development Block Grant Annual Report

On Friday, July 19, 2013, a draft of the Executive Summary from Consolidated Annual Performance and Evaluation Report for the City of Bloomington, Community Development Division, for Fiscal Year 38, May 1, 2012 through April 30, 2013, will be available for public viewing and citizen comments. The document will be available for public review between 7:30am – 4:30 pm, Monday-Friday at the Planning and Code Enforcement Department, Code Enforcement Division at 115 East Washington Street, Government Center, 2nd floor and the City Clerk's Office at Bloomington City Hall, 109 East Olive Street, Bloomington; office hours 8:00 am to 5:00 pm, Monday-Friday. It will also be available on the City's website, www.cityblm.org and at the Bloomington Public Library, 205 East Olive Street, Bloomington, during their normal business hours of Monday-Thursday 9:00 am - 9:00 pm; Friday and Saturday 9:00 am -5:00 pm and Sunday 1:00 pm – 5:00 pm. Citizens are encouraged to provide written comments to the Community Development Division by Friday, August 2, 2013, no later than 12:00 pm.

A public hearing will be held on Friday, August 2, 2013, at 12:00 pm., in the Hepperly Conference room, located in the Planning and Code Enforcement Department, on the 2nd floor of the Government Center at 115 East Washington Street, Bloomington.

If there are any questions with regard to this report, please contact Sharon Walker, Division Manager, Code Enforcement Division, at (309) 434-2342, fax your comments to (309) 434-2801, or email swalker@cityblm.org.

Does your Credit need improvement? MCCA is here to help!

Sign-up for our **Credit Building Workshop on Wednesday, August 7th OR Wednesday, August 28th from 5:30-7:30pm at MCCA, 1301 W. Washington St. in Bloomington.**

This workshop will cover a review of credit reports, an explanation of reports and scores, and tips on how to improve credit for now and the long term. With a signed release, participants may also receive a copy of their credit report to review during the workshop. Any customer specific questions may be addressed after the workshop or during an individually scheduled credit building counseling appointment with a MCCA Financial Coach.

There is no cost for this workshop, but registration is required and seating is limited. RSVP to Kathy @ 309-834-9242 or kathys@mccainc.org or Kate @ 309-834-9224 or katea@mccainc.org.

Mid Central Community Action is a HUD-approved non-profit housing counseling agency. Workshop curriculum and materials were developed in conjunction with NeighborWorks® America training programs.

Volunteer Opportunities:

As people get older, managing finances can become difficult. The **PATH Money Management Program**, in conjunction with the AARP Foundation, is in need of volunteers to help individuals age 60 and over with some tasks like paying bills and balancing their checkbook. We are also in need of volunteers to help in the office with tasks such as: monitoring bank accounts, balancing check registries with bank statements and filing. Volunteering as little as 2 hours a month can make a significant difference in the life of someone else. If you would like to be a part of this rewarding program, please contact PATH at 2-1-1, 309-827-4005 or, 1-800-570-7284. You can also contact Kim or Chase directly at Chase 309-834-0545 or Kim 309-834-0509.

The **Back to School Alliance** is a group of volunteers and community partners dedicated to equipping students with the tools they need to succeed academically. We work hand-in-hand with District 87 and Unit 5 to bring kids and community together by putting backpacks and school supplies into the hands of children who need them most.

We need volunteers on **Friday, August 2 from 8:30 a.m. to 10:30 a.m.** to unload, sort and count supplies that were collected from the County Fair's "Stuff the Bus" campaign.

We are also in need of volunteers to stuff the backpacks from **Monday, August 5 – Sunday, August 11 from 12 p.m. to 4 p.m.**...and with over 1500 backpacks to fill we'll need a lot of help!

To sign up for one (or more!) of these dates, register on Volunteer Connection at www.mcleanvolunteer.org. If you have questions please email Noel at nlucero@uwaymc.org

Fundraising Opportunities:

Marcfirst is teaming up with Chef Troy Tomlinson from Biaggis and White Oak Vineyards to offer a Cooking Class/Wine Tasting, "**A D'Vine Affair**", on September 12, 2013 at White Oak Vineyards in Carlock, IL beginning at 6:30pm. Chef Troy will be demonstrating and preparing recipes inspired by the Wine offerings at White Oak Vineyards for the guests attending. The guests will be served the recipes Chef Troy prepares and will also have the opportunity for wine tasting. The event will be held on the grounds of the vineyard and we are planning for approximately 100 guests to attend.

We are inviting vendors to attend the event to share their products, that are associated with cooking/entertaining too. A table inside the winery will be provided where the guests of the event may browse and shop before and after the show. The vendors thus far have offered fabulous prizes that will be given away throughout the evening too.

Live entertainment will begin the evening, and raffle items for giveaway along with the professional cooking demo/tasting by Chef Troy and the wines of White Oak will take place throughout the evening.

Tickets are \$50.00, which includes one glass of wine and servings of the five dishes prepared by Chef Troy during the demonstration. You may order tickets on our website at www.marcfirst.org or by calling 309-451-8888 ext 258.

Employment Opportunities:

Advocate BroMenn Adult Day Service serves as a life enrichment center to benefit the physical, social, and spiritual well-being of the client, while providing personal care and health services in a stimulating, supportive, and safe environment. We offer three activity programs that the client can attend based on their cognitive abilities. No matter where you are in life's journey, there is a place for you in the blessings of Advocate BroMenn's Adult Day Services... **FAITH, HOPE, and LOVE!**

Registry Program Assistant Job opening – Seeking a mature and caring individual to assist seniors with dementia and developmentally disabled adults in all three groups (FAITH, HOPE and LOVE) on a **REGISTRY or PRN Basis** with structured activity programs that provide stimulation and socialization opportunities. This compassionate individual will be responsible for organizing and leading the daily activities, assisting with meal service and personal care as needed, and driving the clients to or from the facility in our medium duty bus. C.N.A. preferred, but not required. Registry position would help provide staffing coverage as needed during daytime hours Monday through Friday (excluding major holidays). This is a wonderful opportunity for an individual who enjoys working with older adults and prefers a flexible schedule. Individuals interested in this very rewarding position, please apply online at www.advocatehealth.com (under the jobs tab- select BroMenn as the facility).

McLean County Health Department – has the following full-time position available.

Case Manager - (Social Worker or Nurse)

This position is classified as a grade 9 with an hourly salary range of \$18.65 to \$27.06. Work hours are Monday through Friday 8:00 am - 4:30 pm with a 37.5 hour work week. Occasional evenings and Saturdays are needed.

We are seeking a qualified individual(s) to provide case management services to high risk pregnant women and their families. Essential duties will include providing case management services such as assessment, referral, advocacy, and follow up with high risk participants in their residence and in the clinic setting. Applicants must be comfortable with providing participant centered services to diverse populations. The selected applicant will serve as a member of the Family Case Management Team within the Maternal Child Health Division.

Applicants must possess a Master's degree in Social Work or nursing license. Prior experience in case management is a plus. All applicants must be able to travel throughout McLean County.

Interested applicants should apply by submitting a McLean County application at:

<http://il-mcleancountyhealth.civicplus.com/documentcenter/view/644>, letter of interest and resume by July 26, 2013. Applications may be mailed to the McLean County Health Department, 200 West Front Street, Bloomington, IL 61701, Attn: Laura Beavers; or emailed to laura.beavers@mcleancountyil.gov.

McLean County is an Equal Opportunity Employer. Confidentiality of your application will be maintained if requested. The selection of an individual for this position is at the sole discretion of the County.

Posting Period: July 16, 2013 through July 26, 2013

The Baby Fold is currently hiring for the following positions:

- **Child Welfare Specialists, full-time:** Provide foster care management for traditional or specialized foster care. B.S. in social work or related field required. Foundations training and relevant experience preferred.
- **Family Therapists, full-time:** Provide services for families in crisis that were formed through adoption and subsidized guardianship. MSW or related master's degree and 2 yrs. clinical experience required. Travel within a 20 county area required.
- **Residential Treatment Specialists, full-time, part-time or overnights available:** Work with children, ages 6-13, in need of specialized treatment for severe emotional and behavioral disorders. Full-time, part-time, and overnights available. Must be at least 21 yrs old for part-time and have B.S. in human services field for full-time.
- **Speech and Language Therapist, part-time:** Needed 2-3 days/wk at Hammitt Jr-Sr High School, primarily for students with autism or pervasive developmental disabilities. Requires master's degree in Speech Pathology, IL certification, and ASHA Certificate of Clinical Competence or willingness to complete requirements of Clinical Fellowship Year. Competitive pay; no benefits available.

An application is required to be considered for any/all open positions. Applications and additional information available at www.TheBabyFold.org or The Baby Fold, 108 E. Willow St., Normal, IL 61761.

Children's Home & Aid Positions:

Teacher openings in our Scott Early Learning Center. Teach children skills they will need for school success. Ensure the classroom meets NAEYC, COA and ISBE standards, including classroom paperwork – such as child observations, child screenings, sanitations documentation, etc. Must have Bachelor's degree in Early Childhood Education or related field. CPR and First Aid certified preferred. Ability to work as a team player and to communicate effectively with children, parents and staff.

Case Manager opening in our Family Centered Services program. Case manager is responsible for providing services to children and families served by Children's Home + Aid. Must be able to assess the social service needs of clients whose needs range from routine to complex. Provide a wide range of direct individual and group caseworker services within the agency's policies, procedures and practices. Must have a Bachelor's degree in Social Work or in another human service field. If not already CWEL licensed, will be required to attend foundations training and pass the CCA and 402 exams. Must have valid driver's license and auto insurance.

If interested visit our website at www.childrenshomeandaid.org for more information. Or to apply please submit a resume to careersmidcentral@childrenshomeandaid.org or mail to Children's Home + Aid, 403 S. State Street, Bloomington, IL 61701. EOE

If you would like to subscribe or unsubscribe from the Path-O-Gram please e-mail cbeck@pathcrisis.org.

All information is printed as it is received (cut and pasted), if you have any questions about a specific listing please contact the appropriate agency. If you would like to submit an item for publication please send a paragraph or two about your announcement electronically to cbeck@pathcrisis.org. Fliers and graphics cannot be included but we can include a link to your website.

The Path-O-Gram is sent out every other week. Current and previous issues, as well as "Special Editions" and more can be found on our website: www.pathcrisis.org.