



Budget Overview & General Fund FY 2024 May 1, 2023 - April 30, 2024

ADOPTED

City of Bloomington, Illinois
109 E. Olive Street, Bloomington, IL 61701
www.cityblm.org

Photos & Cover
Compiled by City Staff Members, 2023



GOVERNMENT FINANCE OFFICERS ASSOCIATION

*Distinguished
Budget Presentation
Award*

PRESENTED TO

**City of Bloomington
Illinois**

For the Fiscal Year Beginning

May 01, 2022

Christopher P. Morill

Executive Director

The Government Finance Officers Association of the United States and Canada (GFOA) presented an award for Distinguished Budget Presentation to the City of Bloomington for its annual budget for the fiscal year beginning May 1, 2022. In order to receive this award, a governmental unit must publish a budget document that meets the program criteria as a policy document, as an operations guide, as a financial plan and as a communications device. The award is valid for a period of one year only. We believe our current budget continues to conform to program requirements, and we are submitting it to the GFOA to determine its eligibility for another award.

City of Bloomington Mayor and Council Members Elected to Four Year Terms



Mayor Mboka Mwilambwe
(2021-2025)



Ward 1—Grant Walch
(2021-2023)



Ward 2—Donna Boelen
(2019-2023)



Ward 3—Sheila Montney
(2021-2025)



Ward 4—Julie Emig
(2019-2023)



Ward 5—Nick Becker
(2021-2025)



Ward 6—De Urban
(2021-2023)



Ward 7—Mollie Ward
(2021-2025)



Ward 8—Jeff Crabill
(2019-2023)



Ward 9—Tom Crumpler
(2021-2025)

CITY OF BLOOMINGTON STAFF

City Manager	Tim Gleason
Deputy City Manager	Billy Tyus
Arts & Entertainment	Anthony Nelson
City Clerk	Leslie Yocum
Corporation Counsel	Jeffrey R. Jurgens
Economic & Community Development	Melissa Hon
Finance	Scott Rathbun
Fire	Eric West
Human Resources	Nicole Albertson
Information Technology	Craig McBeath
Parks & Recreation	Eric Veal
Police	Jamal Simington
Public Works	Kevin Kothe

Bloomington Public Library Board of Trustees

<u>Trustee</u>	<u>Term Expires</u>
Alicia Whitworth	April 30, 2023
Catrina Parker	April 30, 2023
John Argenziano	April 30, 2023
Matt Watchinski	April 30, 2024
Dianne Hollister	April 30, 2024
Susan Mohr	April 30, 2024
Van Miller	April 30, 2024
Julian Westerhout	April 30, 2024
Alicia Henry	April 30, 2025

Library Director Jeanne Hamilton

What's Inside...



Introduction	9		
How the City Budget is organized	10		
A synopsis of the overall budget document.			
City Manager Budget Message	13		
An overview of the City's long and short term goals, along with an explanation about priorities and issues for the new fiscal year.			
City of Bloomington Narrative	23		
An overview about Bloomington and its accomplishments, which includes City Services, Demographic and Economic Statistics.			
City Organization Chart	28		
Provides Information on the City of Bloomington Administrators.			
Demographics	29		
Demographic and Economic Statistics Narrative	30		
Demographic and Economic Statistics Chart	31		
Principal Employers	32		
Capital Asset Statistics by Function/Program	33		
Assessed Value and Estimated Actual Value of Taxable Property	35		
Direct and Overlapping Property Tax Rates	37		
Procedural Information	39		
Overview of Financial Policies and Strategies	40		
Long-Term Financial Plan	43		
City of Bloomington Budget Process	44		
City of Bloomington Rates	48		
City of Bloomington Full-Time Employees Count by Department/Fund	52		
FY 2024 Full-Time & Part-Time Employees by Position/Department	53		
		Budget Overview	63
		Fund Structure Narrative	64
		2024 Budget Fund Structure Chart	67
		Basis of Budgeting and Accounting Narrative	68
		Basis of Budgeting and Accounting Chart	69
		Adopted Revenue FY 2023 Budget vs. Adopted Revenue FY 2024 Budget	70
		Adopted Expenditures FY 2023 Budget vs. Adopted Expenditures FY 2024 Budget	71
		Summary of all Revenues all Funds by Source and Fund Type	72
		Summary of all Expenditures all Funds by Classification and by Fund	74
		FY 2024 Fund Balance Summary	76
		FY 2024 Fund Balance Notes	77
		Revenue Summary	79
		Major Revenue Analysis	80
		Municipal Tax Rate Comparison	101
		Revenue Comparison by Department/Fund	102
		Statement of Adopted Property Tax Levy	110

(Book 1 of 2. See Book 2 titled "Other Funds & Capital Improvement" for more information.)

What's Inside...



Expenditure Summary.....111

Expenditure Overview.....112

Inter-fund Transfer Summary.....122

Expenditure Comparison by
Department/Fund123

General Fund Departments.....131

Includes departmental mission, description, goals, objectives, and performance measures

Administrative Departments

Non-Departmental.....133

Administration.....140

City Clerk.....145

Human Resources151

Finance-Collections-Billing.....158

Information Technology.....166

Legal.....172

Parks & Recreation Departments

Parks & Recreation Administration.....179

Parks Maintenance.....183

Recreation190

Aquatics.....196

BCPA.....202

BCPA Capital Campaign.....209

Miller Park Zoo.....210

Bloomington Ice Center.....216

SOAR.....222

Public Safety Departments

Police.....227

Bloomington Communications Center.....238

Fire.....242

Police & Firefighter Pension.....250

Community Development Departments

Building Safety.....257

Planning.....263

Community Enhancement.....268

Economic Development.....274

Facilities Departments

Facilities Maintenance.....281

Government Center.....287

Parking290

Public Works Departments

Public Works General Fund Narrative.....297

Public Works Administration.....300

Street Maintenance.....303

Snow & Ice Removal307

Engineering309

Fleet Management.....314

Other Departments

McLean County Mental Health.....319

Sister City Committee.....322

General Fund Transfers.....326

Public Transportation.....330

This page intentionally left blank



INTRODUCTION



INTRODUCTION

- How the City Budget is Organized
- City Manager Budget Message
- City of Bloomington Narrative
- City of Bloomington Organization Chart

HOW THE CITY BUDGET IS ORGANIZED

The City of Bloomington budget is organized into two books, “Budget Overview and General Fund” and “Other Funds and Capital Improvement”. There are seventeen sections in total, seven in book one and ten in book two. Each section is described below.

Book One-Budget Overview & General Fund

Introduction

This section includes How the City Budget is organized, the City Manager’s budget message, the City of Bloomington narrative and the City’s organization chart.

Demographics

This section includes details on demographic and economic statistics narrative, demographic and economic statistics chart, principal employers, capital asset statistics by function/program, assessed value and estimated actual value of taxable property and direct and overlapping property tax rates.

Procedural Information

This section includes information on the City’s Financial Policies and Strategies, Long-Term Financial Plan, City Budget Process, City of Bloomington Rates, Full-Time Employees by Department for the past 3 years and upcoming year and a breakout of positions by department/fund and the City of Bloomington full-time and part-time employee count by position/department.

Budget Overview

This section reports on all funds and their department/fund relationship used by the City for operations and includes the following:

- City of Bloomington Fund Structure Narrative
- City of Bloomington FY 2024 Budget Fund Structure Chart
- Basis of Budgeting and Accounting Narrative
- Basis of Budgeting and Accounting Chart
- Adopted Revenues FY 2023 Budget vs. Adopted Revenues FY 2024 Budget
- Adopted Expenditures FY 2023 Budget vs. Adopted Expenditures FY 2024 Budget
- Summary of Revenues all Funds by Source and by Fund Type
- Summary of Expenditures all Funds by Classification and by Fund
- FY 2024 Budget Summary of Revenues and Expenditures and Changes in Fund Balance

Revenue Summary

This section provides insight into the City’s overall revenues and includes the following:

- Major Revenue Analysis
- Municipal Tax Rate Comparison
- Revenue Comparison by Department/Fund
- Statement of Adopted Property Tax Levy

Expenditure Summary

This section details the City's overall expenditures including:

- Expenditure Overview
- Inter-Fund Transfer Summary
- Expenditure Comparison by Department/Fund

General Fund Departments

This section includes a narrative for all General Fund departments including performance measures and line-item budget details on revenue and expenditures by department.

Book Two-Other Funds & Capital Improvement Program

Special Revenue Funds

This section budgets for Motor Fuel Tax (MFT), Board of Elections, Drug Enforcement Funds, Community Development, IHDA, Library and Park Dedication.

Debt Service Funds

This section includes a narrative including a description of the City's debt obligations, budgets for the three bond funds and a schedule of payments by issue and by fund for the entirety of the issue/bond by principal and interest.

Capital Project Funds

Narratives and line-item budgets for all funds related to General Funded Capital Projects. These include the Capital Improvement Fund (CIF) and the Capital Improvement (Asphalt & Concrete) Fund.

Capital Equipment

The narrative and line-item budget for the capital lease fund is included. Also provided is a list by fiscal year broken out by General Fund and Non-General Fund departments of machinery, equipment, and vehicles the City is proposing to purchase via lease or cash over the upcoming five years.

Enterprise Funds

This section includes narratives with performance measures and line item account budgets for City Funds accounted for and reported in the same manner as a private entity. These include: Water, Sanitary Sewer, Storm Water, Solid Waste, Abraham Lincoln Parking Facility, 3 City owned and operated Golf Courses and Bloomington Arena.

Internal Service Funds

This section includes narratives and line-item account budget information for the Casualty Insurance, Employee Group Health Insurance and Employee Retiree Group Health Insurance Funds.

Fiduciary Funds

This section includes narratives, and line-item account budget information for the John M. Scott Health Resources.

Capital Improvement Program

This section includes detailed project list by fund for every proposed capital project for FY 2024. Also included is a detailed list of projects and whether or not the project is recurring or non-recurring. Finally, a detailed project sheet is provided explaining why the project is needed, the operating budget impact, cost, and a picture if applicable.

Capital Improvement Program-Future Years

This section includes detailed project list by fund for every proposed capital project for FY 2025-FY 2028. Also included is a detailed list of projects and whether or not the project is recurring or non-recurring.

Appendix

This section includes the budget glossary.

The Honorable Mayor Mboka Mwilambwe
City Council Members
Residents and Stakeholders of Bloomington

Subject: Budget Message Fiscal Year 2024

Dear Mayor Mwilambwe, City Council Members, Residents, and Stakeholders of Bloomington:

I am pleased to present the City of Bloomington's balanced budget as adopted for Fiscal Year 2024, a budget intentionally created to meet the priority needs identified by residents and the Bloomington City Council. It is a budget that could easily be built on the adage, "you spoke and we listened," where we significantly increased our investment in roads, sidewalks and other critical infrastructure and placed a strong emphasis on funding police and fire protection while protecting the futures of the men and women of both departments once they leave public service. Still, we've continued to invest in building strong neighborhoods, the local economy and our quality of life, all things that each and every day draw visitors to our community while reminding existing residents of why they chose Bloomington as the place to build their lives. We appreciate the fact that local businesses like State Farm, Ferrero, Rivian and scores other developers continue to invest millions in the community. It is this investment conjoined with sound expense management by the city, clear city council direction and continued local spending that have allowed us to continue to do the things we've done. This despite only recently starting to emerge from the COVID-19 pandemic, the onset of supply chain issues and the associated price increases and rapidly rising inflation. We appreciate that the City Council has chosen to take the long view with this budget and maintain revenue sources even as reserves have increased as there are many more, critical, required projects to come.

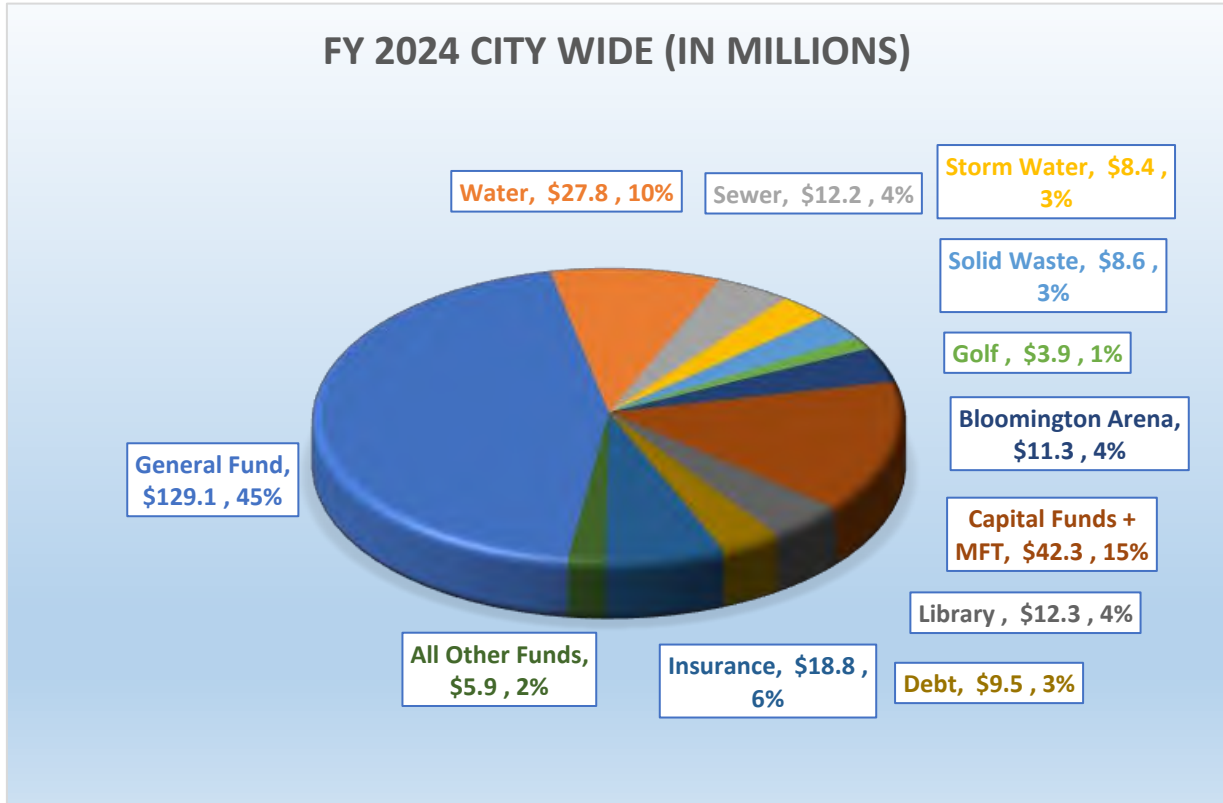
Budget Overview

The FY2024 Budget was developed by employing five high-level guidelines from City Council: infrastructure, economic development, public safety, financial planning, and downtown initiatives. The Budget is an allocation of the City's available resources to services, programs, and projects; given the community's priorities & values. It is a financial roadmap for this allocation and provides the associated guidance to City Staff.

The FY2024 Budget totals \$290.1M, which is the largest budget the City has adopted. Adjusting for projects, strategic additions, and nonrecurring items, however, the City's operating expenses have grown approximately 3% rate over the last eight years.

This budget incorporates many initiatives put forward by the Council and the community including funding public safety pensions at 100%, paying cash for equipment in the General Fund (removal of dependence on borrowing), increased emphasis on streets and sidewalks, accelerating sewer and storm water management projects, addressing environmental concerns with solar and EV studies and improvements related to quality of life needs. These initiatives represent the continued execution of the future vision set forth by the community.

City Wide Budget – By Fund



General Fund – Largest City Fund

How the General Fund was Balanced:

The positive inflationary impact on tax revenues, which were previously highlighted in this letter, are expected to continue into FY2024. While a conservative approach was taken, as compared to the positive variances experienced in FY2023, budgeted revenues were increased to reflect this expectation. These revenues, along with increases in investment income due to higher interest rates and added revenues for ambulance services related to Federal support, provided the resources to balance the budget and address many needs and initiatives, as highlighted previously in this letter.

Tax Revenues were increased by \$7.2M over FY2023; \$2.1M in Sales Taxes, \$843K in local business taxes, \$501K in Utility Taxes and \$1.5M in income tax related. Property taxes were increased by \$1.4M related to EAV growth. These funds were committed to funding Public Safety Pensions, further demonstrating the City’s commitment for funding of those liabilities.

The City has internal goals as to the numbers of personnel required to fulfill its obligations to the community. This is especially true for the Public Safety departments of Police and Fire. These goals are incorporated into the budget for salaries and benefits. Challenges exist however in attaining full staffing and a ‘vacancy savings’ has occurred in the past related to realized costs versus budget. In FY2023, a \$2.45M savings offset was captured in the budget. FY2023 projections at the time of the budget adoption indicated this would be realized. The FY2024 amount was set at \$2.5M.

The Contractuals category of the City’s expense structure primarily includes purchased services. It is the largest expense category (after salary and benefits) at \$16.5M or 13% of the General Fund budget and includes +500 budgeted departmental accounts. This amounts to a \$3.1M increase over the prior year and includes increases in IT initiatives and facility repairs. This budget is very closely tied to staffing activity and has historically also realized savings, averaging +\$1M under budget in recent years. A \$1.5M offset has been captured against this category for FY2024.

General Fund – Additional Details

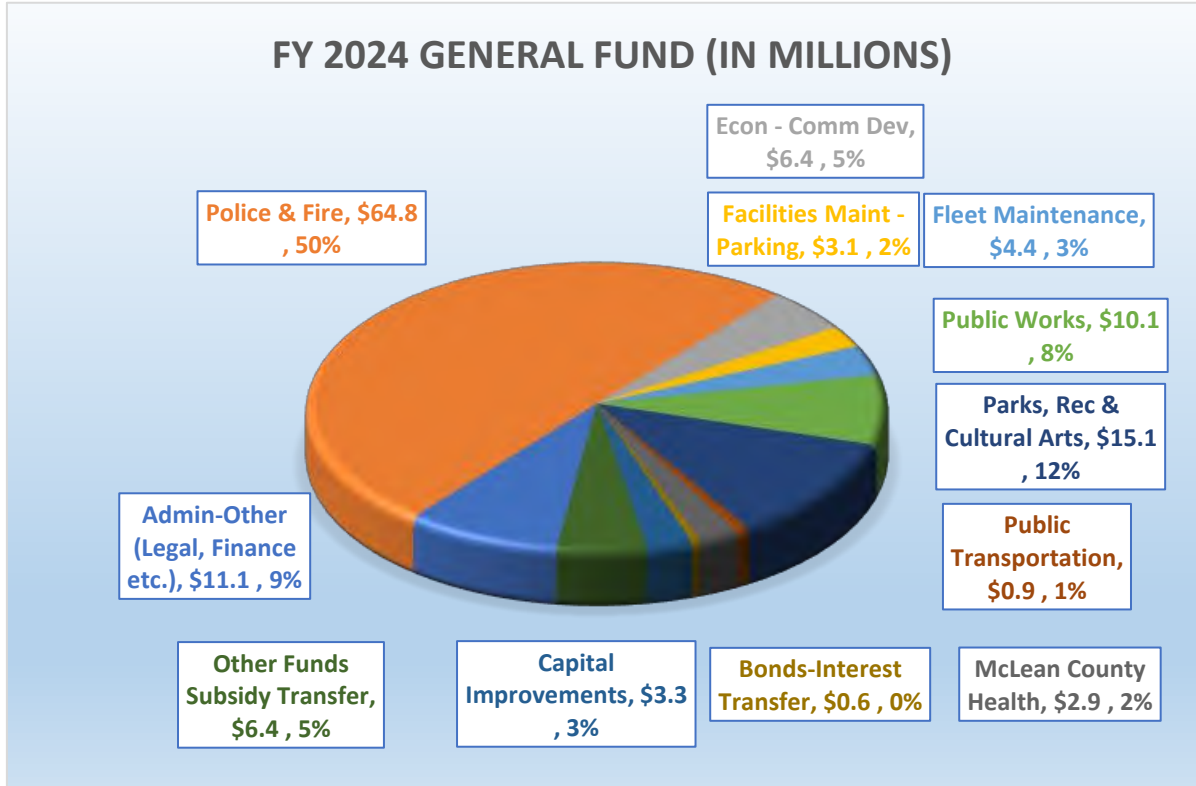
The City’s largest fund provides services primarily financed by property taxes and State and Home Rule Sales Tax, which make up over 49.3% of all General Fund revenues. The property tax rate has remained flat since FY2010, but real estate values continue to increase with a +6% increase in tax year 2022.

The strong revenues previously highlighted enabled the City to plan for additional staff, primarily in the areas of building and rental inspection. Additionally, these revenues allowed the City to budget paying cash for equipment, removing its need for financing this activity, which will free up additional funds in the future as old equipment leases are paid off. Strong revenues also enabled the General Fund to assist other funds such as Golf and Parking (Lincoln Garage) that struggle to afford capital projects / larger infrastructure maintenance. Finally, the General Fund subsidized an additional \$1M for Streets and Sidewalk work in the Asphalt and Concrete Fund.

Utility Tax revenues have been increased by \$500K from FY2023 budget levels. Increases in Natural Gas prices has begun to offset the reduction in Telecomm revenues which is occurring due to the migration away from telephone landlines. A portion of the utility tax increase that went into effect in 2016 is dedicated to Public Safety Pension funding. This amounts to approximately 40% of total current utility tax revenues.

For FY2024, Public Safety Pension contributions decreased by approximately \$438K to \$12.3M. Utility Taxes were increased in 2016 to aid in funding these pensions. Initially, the increase in revenues were more than the contribution need, therefore the dollars were restricted, and created a reserve. This reserve was depleted in FY2023, and the City projected a \$1.8M shortfall related to pension restricted revenues. To address this, the Property Tax Levy was increased by \$1.4M, an amount that was estimated to keep the tax rate flat, with the entire increase dedicated to Public Safety Pensions. Therefore, the \$12.3M will be funded by \$9.6M in Property Taxes, \$2.3M in Utility Tax revenues, \$10K from dedicated Replacement Taxes, and approximately \$400K in misc. General Fund revenues.

General Fund by Function - Services Provided by the General Fund



General Fund by Function – Year over Year

Function / Department	2023 Adopted	2024 Adopted	Dollar Change	Notes
Admin-Other (Legal, Finance etc.)	\$ 15,448,019	\$ 11,102,222	\$ (4,345,798)	Less ARPA Grant
Public Safety	\$ 61,066,452	\$ 64,834,823	\$ 3,768,371	Amb Ins Write-Off +2.4M, Sal +1.5M
Econ - Comm Dev	\$ 5,473,444	\$ 6,403,576	\$ 930,131	
Facilities Maint, Govt. Center, Parking	\$ 2,694,984	\$ 3,137,116	\$ 442,133	
Fleet Maintenance	\$ 3,860,002	\$ 4,345,487	\$ 485,484	Fuel +370K
PW Admin, Street Mnt., Eng. Snow & Ice	\$ 8,549,372	\$ 10,115,968	\$ 1,566,596	Sal +400K, Equip/Vehicles +800K
Parks, Rec & Cultural Arts	\$ 13,675,484	\$ 15,143,219	\$ 1,467,735	Sal +760K, Cont. +460K, Comm +440K
Public Transportation	\$ 1,486,265	\$ 910,000	\$ (576,265)	Connect Transit reduced ask
McLean County Health	\$ 2,781,030	\$ 2,850,000	\$ 68,970	Increase in HRST
Asphalt & Concrete Transfer	\$ -	\$ 1,000,000	\$ 1,000,000	Transfer from GF 1M
Capital Improvement Fund Transfer	\$ 2,630,366	\$ 3,300,000	\$ 669,634	Additional funding for projects
Bonds-Interest Transfer	\$ 828,877	\$ 576,710	\$ (252,167)	Less transfer needed for debt
Enterprise Funds Subsidy Transfer	\$ 3,817,454	\$ 5,355,918	\$ 1,538,464	Arena 3M, Golf 1.25M, ALG 1.1M
TOTAL EXPENSE	\$ 122,311,750	\$ 129,075,038	\$ 6,763,288	

General Fund – 5 Year Projections

	2024	2025	2026	2027	2028
General Fund Totals:					
Total Revenues	125,639,731	126,578,215	127,412,574	128,322,718	129,292,627
Total Expenses (incl. Capital and Subsidies*)	129,075,038	126,443,802	132,165,596	129,168,737	131,160,005
Net Surplus/(Deficit)	(3,435,307)	134,413	(4,753,022)	(846,019)	(1,867,378)
* Gen Fund Capital Projects and Subsidies:					
General Fund Capital Projects	3,300,000	2,938,300	4,014,000	1,938,700	268,700
Subsidies Primarily for Capital Projects:					
Asphalt - Concrete (roads)	1,000,000	2,750,000	2,750,000	2,750,000	2,750,000
Enterprise Funds (Arena, Parking, Golf)	5,355,918	2,156,480	3,852,736	1,769,873	3,238,534
Total General Fund Capital and Subsidies	8,655,918	5,094,780	7,866,736	6,458,573	6,257,234
Core Operating Surplus / (Deficit)	5,220,611	5,229,193	3,113,714	5,612,554	4,389,856

General Fund – Future Years

Conservative estimates are utilized to project operations for the future years however the table above captures the strong revenues outlined previously in this report. Strong additions to reserves in recent years and these revenues are allowing the City to plan to address major infrastructure needs in the General Fund as well as in Enterprise Funds needing subsidy support such as the Arena, Golf and Lincoln Parking, and additional road work. These expenses are being shown in the table above to provide visibility on the core position of the General Fund. Core operations are capturing Public Safety pensions utilizing the 100% funded goal by 2040.

Expense categories are forecast with actual figures when known – such as for debt and large one-time expenditures. Other categories have assumptions applied as follows:

Major Tax revenues - 1% increase per year

Salary and Benefits – 3% per year

Insurance – 3%

Enterprise Funds

Major Enterprise Funds: Water, Sewer, Storm Water, and Solid Waste

The Water fund, responsible for providing four billion gallons of water per year to the community, is in the mid stages of a system wide delivery and rate review. The fund has been accumulating reserves to address large infrastructure improvements. There is over \$9.5M in infrastructure projects planned for FY2024.

Significant strides were approved in FY2018 to address the long-term sustainability of the City's Sewer and Storm Water Funds. The Council authorized rate increases for both ensuring that funds would be available for much needed infrastructure maintenance. Initial increases of 50% and 30% respectively were approved to address significant immediate needs, with 3% annual

increases thereafter to accommodate the needs for the future. There are over one thousand miles of sewers to maintain. Over \$10.8M in capital projects are planned for FY2024 for these funds.

Solid Waste programs provide curbside services to twenty-four thousand residences, hauling over thirty-four million pounds of trash and fifteen thousand cubic yards of brush per year. Attempts to address the subsidy needs for this Fund were made in FY2019 with a material adjustment to the fee structure and service levels. Additionally, a 3% annual fee increase was authorized to address future needs as well. While this fund is budgeted at an approximate breakeven level, it is impacted by the recycling market, which can create swings of multiple hundreds of thousands of dollars. This activity makes it difficult to plan for the needed large capital investments in equipment.

Other Enterprise Funds: Golf, Lincoln Garage, and Arena

After previously experiencing a downward trend in participation over the last few years, the City’s three golf courses have experienced an upward trend. The General Fund is subsidizing the fund by \$1.26M, with \$865K for capital improvements and \$350K for equipment. The General Fund is subsidizing the Lincoln Parking Garage fund by \$1.1M, with all of that related to capital improvements. The entertainment division of the Arena budgeted a \$384K loss. The management of this operation was outsourced prior to FY22. The City took this management in-house and set up a new Arts and Entertainment Department to manage the two City entertainment venues more effectively: the BCPA and the Arena.

Capital Summary

The FY2024 Budget includes a tremendous emphasis on Capital Improvements with \$69.7M budgeted. Details on all projects are located in the FY2024 Budget Book titled “Other Funds and Capital Improvement”.

Fund	FY2023	FY2024	Change
Capital Improvement	4,230,366	5,612,000	1,381,634
Asphalt and Concrete	7,000,000	10,000,000	3,000,000
MFT (State)	25,205,000	26,693,600	1,488,600
Water	7,901,750	9,466,250	1,564,500
Sewer	4,792,000	6,467,500	1,675,500
Storm Water	2,642,000	4,367,500	1,725,500
Solid Waste	-	150,000	150,000
Arena	3,800,000	5,000,000	1,200,000
BCPA Capital Campaign	500,000	-	(500,000)
Lincoln Parking Deck	600,000	1,100,000	500,000
Golf Fund	235,000	865,000	630,000
TOTAL	56,906,116	69,721,850	12,815,734

Budget and Strategic Focus

Budget Strategies

Budget priorities are structured given the City's Adopted Comprehensive Plan. This plan outlines strategies and visions in neighborhoods, arts and culture, public safety, economic development, healthy communities, infrastructure, and education. The Budget is the financial implementation of this plan, given the resources available, and the priorities set by Council.

Strategic Plan

The Strategic Plan Goals as adopted in 2010:

1. Financially Strong City Providing Quality Basic Services
 - a. Police & Fire emphasis with \$64.8M budgeted to meet response times and community outreach goals.
 - b. Water, Sewer, and Storm Water budgets totaling \$48.5M with \$20.3M in infrastructure improvements.
 - c. Quality of Life emphasis with \$15.1M budgeted for Parks, Rec, and Cultural Arts.
 - d. Reviews executed for general services to ensure cost coverage.
2. Upgrade Infrastructure and Facilities
 - a. Funded by a 10% share of Home Rule Sales Tax and an eight cent per gallon local motor fuel tax, \$2M in American Rescue Plan Act (ARPA) funds, and a \$1M subsidy from the General Fund, \$10M is budgeted for FY2024 for local street and sidewalk repair. The FY2024 budget also includes \$26.7M in State Motor Fuel Tax funded projects.
 - b. Funded by annual fee increases of 3% per year, \$10.8M is budgeted for Sewer and Storm Water projects. \$9.5M in Water improvements are budgeted.
3. Strong Neighborhoods
 - a. The O'Neil Park and Pool renovation will be completed. This project is of importance in the revitalization of Bloomington's west side.
 - b. The Bloomington Public Library Expansion and Renovation will be completed.
 - c. \$2.9M is budgeted for McLean County Mental Health to ensure resources are available for the community.
4. Grow the Local Economy
 - a. Over \$1M budgeted for business incentives, studies, and support for other regional economic development entities.
5. Prosperous Downtown Bloomington
 - a. Focus on hosting events such as Farmers Market \$20K.
 - b. Budgeted grant of \$125K for Downtown building improvements.
 - c. Beatification and amenities (maintenance and decorations) budget of +\$100K.
 - d. Promotional budget of \$36K.

Strategic Plan Accomplishments FY2023:

General:

- Library Renovation and Expansion bond funding and construction began.
- O'Neil Park and Pool Renovation and Expansion bond funding and construction began.
- Continued work on the Water Rate Study and System Wide Distribution Study to ensure the long-term stability of the fund and the delivery of water to the City's residents.
- Accelerated plans to eliminate Combined Sewer Overflow (CSO) / storm water management issues including approving Hydraulic Modeling.

Services:

- Police: 76 thousand calls for service (209 per day)
- Fire: 13 thousand fire / rescue runs (36 per day)
- Parks: 370 thousand attendees (Rec, Aquatics, Ice, Zoo etc.)
- Community Dev: 2 thousand building permits
- Economic Dev: 1 thousand business contacts
- Facilities: 1 million square feet maintained
- Finance: 370 thousand utility bills processed (and related payments)
- Clerk: 2 thousand FOIAs processed
- Human Resources: 4 thousand applications processed
- Information Svcs: 3K devices + 100 applications maintained over 40 locations
- Enterprise Funds: 1K miles sewer/water, 4B gallons water, 17 tons trash hauled

Strategic Plan Initiatives for FY2024 (along with basic services):

- Continued organizational focus on Servant Leadership; seeking to better serve our residents, communities, and staff.
- Continue with City Hall Relocation: Create a more efficient and seamless experience for residents via the Customer Service ‘Hub’.
- Further expansion of City Transparency with an emphasis on providing online access to documents etc.
- Staff recruitment, retention, and diversity.
- Downtown beautification and economic prosperity and strengthening the connections between Downtown and the surrounding neighborhoods.
- Quality of Life by providing affordable access to recreational programs.
- Provide a Safe Community via availing the resources needed to the Police and Fire Departments and the related continued community outreach.
- Continue to advance projects to eliminate Combined Sewer Overflow (CSO) / sewer and storm water management issues.

Local Economy Update

The strength of the Local Economy is a key component of the Strategic Plan. It drives the funding available for the City to provide needed services as well as increases the Quality of Life and Economic Opportunity for the residents of the area.

The economic strength of the Bloomington-Normal-McLean County metropolitan area can be attributed to its well-diversified portfolio of strong businesses and institutions. Major employers for area residents include State Farm Insurance, Illinois State University, the IAA Family of Companies (COUNTRY Financial, the Illinois Farm Bureau, and Growmark), Unit 5 Schools, Advocate Carle Hospital (formerly BroMenn), OSF St Joseph Medical Center, the County of McLean, Afni Inc., District 87 Schools, Heritage Enterprises, the City of Bloomington, Illinois Wesleyan University, Bridgestone/Firestone Off-Road Tire, the Town of Normal, Nussbaum Transportation, Ferrero, Heartland Community College, Chestnut Health Systems, Rivian, Cargill, and Keplr Vision. These employers, along with many other new and growing businesses,

have contributed to Bloomington-Normal-McLean County historically experiencing one of the lowest average unemployment rates of metro areas in Illinois as well as contributed to the economic recovery of the area. In 2021, the Bloomington Metropolitan Statistical Area had a maximum unemployment rate of 5.8% and an average unemployment rate of 4.6%. In 2022, the maximum unemployment rate was 3.9% in January 2022, a 33% decrease from 2021, with an average unemployment rate of 3.7%.

The Bloomington-Normal area is nationally known as a vital transportation and distribution hub across the Midwest, centrally located at the intersection of Interstates 39, 55, and 74, US Routes 51 and 150, and State Route 9. Union Pacific Rail, Norfolk Southern Rail, and Amtrack, along with other motor freight carriers, connect Bloomington-Normal to Chicago, St. Louis, Rockford, Indianapolis, Memphis, and the Quad Cities. The City of Bloomington is also home to the Central Illinois Regional Airport (CIRA – BMI), a key cargo freight transportation hub for the region. Allegiant, American Airlines, Delta Air Lines, and Frontier Airlines also fly passengers out of CIRA to seven nonstop destinations across the United States.

The City of Bloomington saw a major influx of new and expanding developments. In calendar 2022, the Building Safety Division issued 7,021 Construction Permits, inclusive of: 1,853 Building Permits, 130 New Single-Family Permits, 3 New Multi Family Permits, and 23 New Manufactured Homes, for a total Construction Valuation of \$164,106,276. This is a 2.45% decrease in total permits issued and a 61.77% increase in the total Construction Valuation from calendar 2021.

Significant Area Economic Activity:

- New \$214 million, 169,000 Sq. Ft. Ferrero Kinder Bueno Production Facility at Beich Road.
- New \$11.8 million, 7,232 Sq. Ft. O’Neil Pool at O’Neil Park.
- New \$25.2 million, 78,733 Sq. Ft. Bloomington Public Library Expansion & Renovations.
- New \$10 million, 100,000 Sq. Ft. Nu-Way Warehouse @ 25 Access Way.
- New “Chicken Salad Chick” at IAA Drive.
- New \$25 million, 88,060 Sq. Ft. Hanger at 2901 Empire Street.
- \$2.5 million, 29-unit expansion of an assisted living facility on Towanda Barnes Road.
- Completion of the \$26.4 million 76,427 Sq. Ft. Addition and Remodel of a portion of the existing 186,625 Sq. Ft building at the Ferrero Factory at Beich Road.
- Completion of the \$23 million, 76,635 Sq. Ft. YMCA fitness facility at OSF Campus.
- Completion of the “Panda Express” at Truckers Lane.
- Completion of the “Egg Republic” at 511 Chancellor Drive.
- Multi Family Developments
 - Lincoln Apartments –54 units
 - Brookridge Heights Apartments – 32 units completed 64 underway.

Planning for Future Years

The City’s goal is to remain vigilant in providing for the needs of the community within the context of a sustainable and fiscally responsible budget. Sustainability can only be attained by planning and taking action in the current, for the future. Along with the specific Strategic Plan

driven Budgetary and Initiative inclusions mentioned above for FY2024, the following categorical concerns will be addressed:

1. Working at the State level to eliminate or revise unsustainable unfunded mandates.
2. Working at the Federal level to procure grant funding to advance forward initiatives.

Closing Perspective

At this time last year, the world was confronted with an escalating war between the nations of Russia and Ukraine, rampant inflation, and supply chain issues. At the time of this report, those concerns are still having a tremendous impact on the economy, businesses, and the lives of people everywhere.

While not diminishing the impact of the above concerns, the City of Bloomington has continued to grow and prosper through these difficult times. Reserves have increased, creating greater financial stability and the flexibility to address aging infrastructure needs including allocating more resources to road improvements. Local employers are expanding, driving a strong local housing market with Bloomington being ranked second in the nation in the Wall Street Journal/Realtor.com's Spring 2023 Top 20 Emerging Housing Markets Index Report. Hand in hand with this focus on growth and quality of life, the City embraces the responsibility of aiding its residents who have met with challenges in this environment – as indicated by the allocation of \$2.3M in American Rescue Plan Act funds toward Socio-economic needs. The related programs were launched on day one of the FY2024 fiscal year.

All the above could not be accomplished without the dedicated collaboration of Council, Staff and Residents. I extend my thanks to all for their contributions in making Bloomington a wonderful place to do business and live. It is truly a blessed and remarkable community. Therefore, it is with great gratitude, and wishes for continued growth and prosperity, that I present this FY2024 budget.

Respectfully,

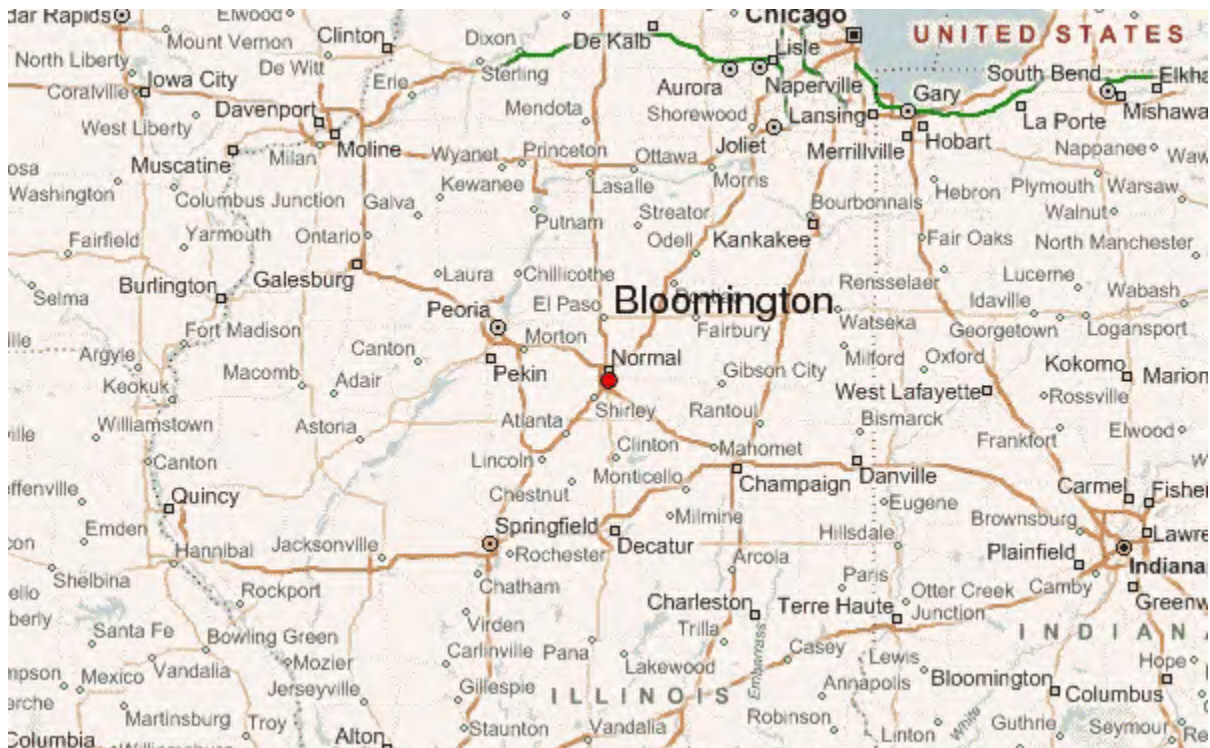


Tim Gleason, City Manager

The City of Bloomington, Illinois

General Information

The City of Bloomington, incorporated in 1856, is a home rule unit of government under the 1970 Illinois Constitution. The City of Bloomington is located in the heart of Central Illinois, approximately 125 miles southwest of Chicago, 155 miles northeast of St. Louis, and 64 miles Northeast of Springfield, the State Capital. The City of Bloomington is the County Seat of McLean County, the largest county in Illinois (approximately 762,240 acres). The results of the 2020 Census show Bloomington has a population of 78,680 residents, of which approximately 78% are white, 10% African American, 8% Asian and 6% Hispanic or Latino. The median household income is \$67,507.



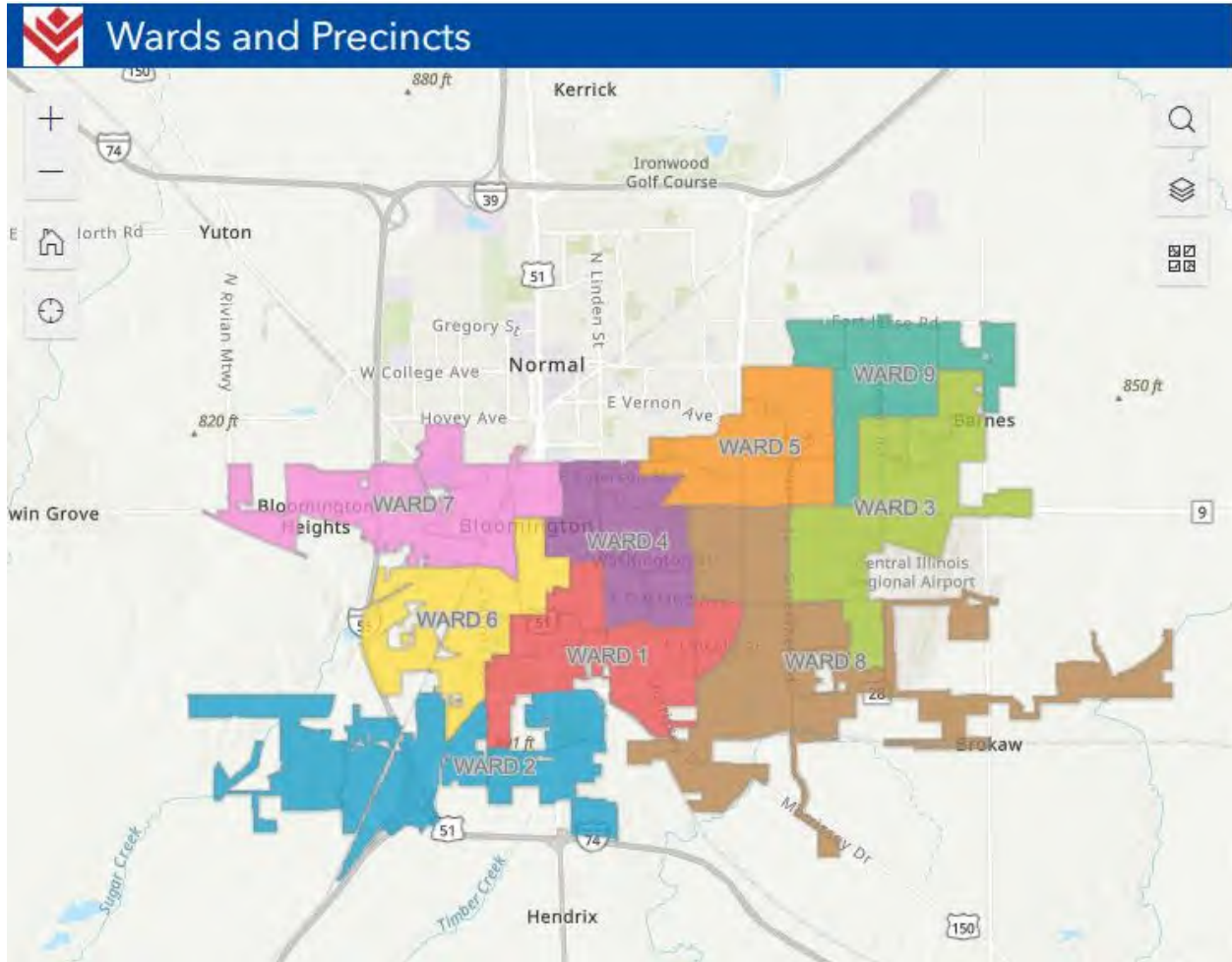
History

Prior to the 1820s, the area of today's Bloomington was at the edge of a large grove enjoyed by the Kickapoo people before the first Euro-American settlers arrived in the early 1820s.

Springing from the settlement of Keg Grove, later called Blooming Grove, Bloomington was named as county seat on December 25, 1830, when McLean County was created. When the County of McLean was incorporated a county seat was established; however, the legislation stated the site of Bloomington would be located later. James Allin, who was one of the promoters of the new county, offered to donate 60 acres of his own land for the new town. His offer was accepted and Bloomington was laid out. Its lots were sold at a big party on the 4th of July 1831. At this time there were few roads, but rich soils brought new farmers who began commerce by conducting their business in the newly formed county. People came from all over to trade and do business at the town's center, known today as Downtown Bloomington, including Abraham Lincoln who was working as a lawyer in nearby Springfield. In 1856, the City of Bloomington incorporated.

City Organization

The City is governed by a City Council elected on a non-partisan basis composed of nine Council members and a Mayor. The City Council is responsible to enact ordinances, resolutions, and regulations which govern the City, adopt the annual budget, as well as appoint members of various statutory and ordinance boards. The City's manager is responsible to carry out the policies and ordinances established by City Council, oversee the day-to-day operations of the City, and appoint the department heads of the City's departments. The Council is elected to four-year staggered terms, while the Mayor is elected to a four-year term. The Mayor is elected at large, the Council members by ward.



Economic Environment

The economic strength of the Bloomington-Normal metropolitan area is well diversified with no single dominating industry, although there are many substantial medium sized business and institutions. Diverse and stable employment sources include State Farm, Illinois State University, Illinois Wesleyan University, Country Financial, Rivian Automotive, Carle Medical Center, and OSF St. Joseph Medical Center. Multiple mid-size and small companies have insulated the Bloomington-Normal economy from severe economic swings that other communities have experienced and this has allowed the community to maintain steady, balanced growth. The following is a list of the top 10 employers in McLean County.

Company	2021
State Farm Insurance Co.	13,000+
Rivian	5,532
Illinois State University	3,885
COUNTRY Financial	3,718
Unit 5 Schools	2,432
Carle BroMenn Hospital	2,278
Heritage Operations Group	2,000
OSF HealthCare	1,286
City of Bloomington	1,008
District 87 Schools	800

Public Safety

As an exemplary law enforcement agency, the City of Bloomington Police Department will proactively fight crime and discourage wrongdoing. The Police Department will enforce laws fairly and equally, upholding the rights of all, and will promote transparency and accountability. They will continue to develop and strengthen community relationships.

The City of Bloomington Police Department is authorized the following staffing, the Police Chief, 3 Assistant Police Chiefs, 6 Lieutenants, 16 Sergeants, 103 Patrol Officers, 16 Professional Support Staff, 1 seasonal support staff, 4 seasonal background investigators and 2 canines.

The Fire Department provides the following services:

1. Emergency medical services and transportation
2. Fire suppression and rescue operations
3. Fire cause and origin investigations
4. Hazardous Materials response
5. Fire and safety public education
6. Aircraft Rescue and Firefighting (ARFF) services for Central Illinois Regional Airport (CIRA)

The City of Bloomington Fire Department consists of 1 Fire Chief, 3 Deputy Chiefs, 3 Battalion Chiefs, 1 Training Officer, 1 Public Education Officer, 18 Captains, 3 EMS Shift Supervisors, 21 Engineers, 69 Firefighters and 5 Civilian Support Staff. The City operates 5 fire stations and provides emergency response for fire and rescue, emergency medical, auto extrication, hazardous materials, and airport rescue firefighting.

Education

Of persons 25 years or older in Bloomington, 95.3% are a high school graduate or higher and 48.2% have a bachelor's degree or higher.

The Bloomington-Normal community is served by three colleges which include Illinois State University, Illinois Wesleyan University and Heartland Community College. District 87 and Unit 5 school districts serve the community which includes 3 public high schools, 1 high school that is affiliated with Illinois State and 1 private/catholic high school.

Culture

The Community is located on Historic Route 66 and has a "Cruisin With Lincoln on 66" which is a Route 66 and Abraham Lincoln themed Visitors Center and Gift Shop which celebrates the rich, historical Bloomington-Normal connection to both Route 66 and Abraham Lincoln, with panels which detail these connections, tourist assistance for travelers of today, including a complete, interactive Route 66 map and a variety gifts and souvenirs, many crafted by local artists.



The David Davis Mansion, Bloomington Center for Performing Arts (BCPA) and Bloomington Arena are just a few of the many opportunities to experience culture and entertainment options in the community.

Recreation

The City of Bloomington offers many recreational amenities for its residents including 38 parks, a zoo, 3 city owned golf courses, 2 swimming pools, Bloomington Ice Center, and Constitution Trail which is a joint venture between the City of Bloomington and The Town of Normal. Much of the trail follows the old Illinois Central Gulf Railroad right of way through the community. The trail was dedicated and named as such in celebration of the 200th birthday of the United States Constitution in 1987 and the grand opening of Constitution Trail was May 6th, 1989.

The Special Opportunities Available in Recreation (S.O.A.R.) department exists to maintain and enhance the quality of life for individuals with disabilities through comprehensive, specialized recreation programs, activities and events. S.O.A.R. is a division of the Parks, Recreation & Cultural Arts Department and provides therapeutic recreation services in five component areas: Cultural Arts, Special Events, Special Interest, Youth and Sports & Fitness. S.O.A.R. also receives annual funding from the Town of Normal.

Transportation

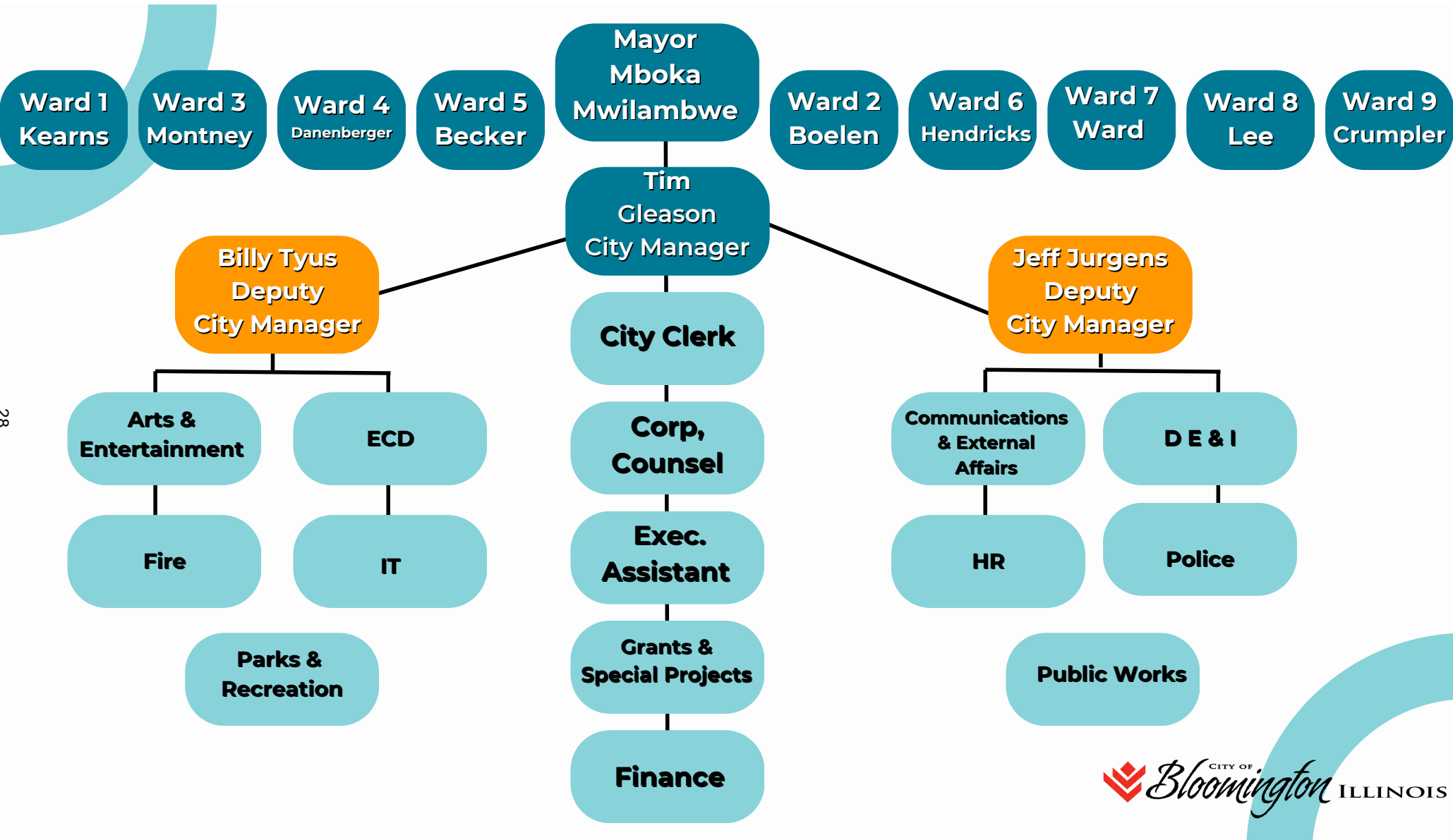
The Community is served by the Central Illinois Regional Airport (CIRA) that provides commercial flights to Chicago, Detroit, Dallas, Denver, and multiple locations in Florida. Connect Transit provides bus service in the community and is funded through Federal, State and Local entities such as the colleges, Bloomington and Normal. Amtrak has a station located in the community and is one of the most highly used stops in the State of Illinois. Major highways that intersect the communities include Interstates 55 and 74.

Healthcare

The Community is served by 2 hospitals including Carle Medical Center, and OSF St Joseph Medical Center. Multiple Urgent Care options are available in the community in addition to a Cancer Care Center, and a Veterans Administration Clinic which came to the community in 2019.

Utilities

Ameren and Corn Belt are the 2 main electric providers in the community. Nicor provides Natural Gas for a majority of the community. Cable, Satellite and Streaming services are available for residents in the community through a number of providers including Comcast, Metro-Net and various streaming options.



28



Effective May 1, 2023

DEMOGRAPHICS



DEMOGRAPHICS

- Demographic and Economic Statistics Narrative
- Demographic and Economic Statistics Chart
- Principal Employers
- Capital Asset Statistics by Function/Program
- Assessed Value and Estimated Actual Value of Taxable Property
- Direct and Overlapping Property Tax Rates

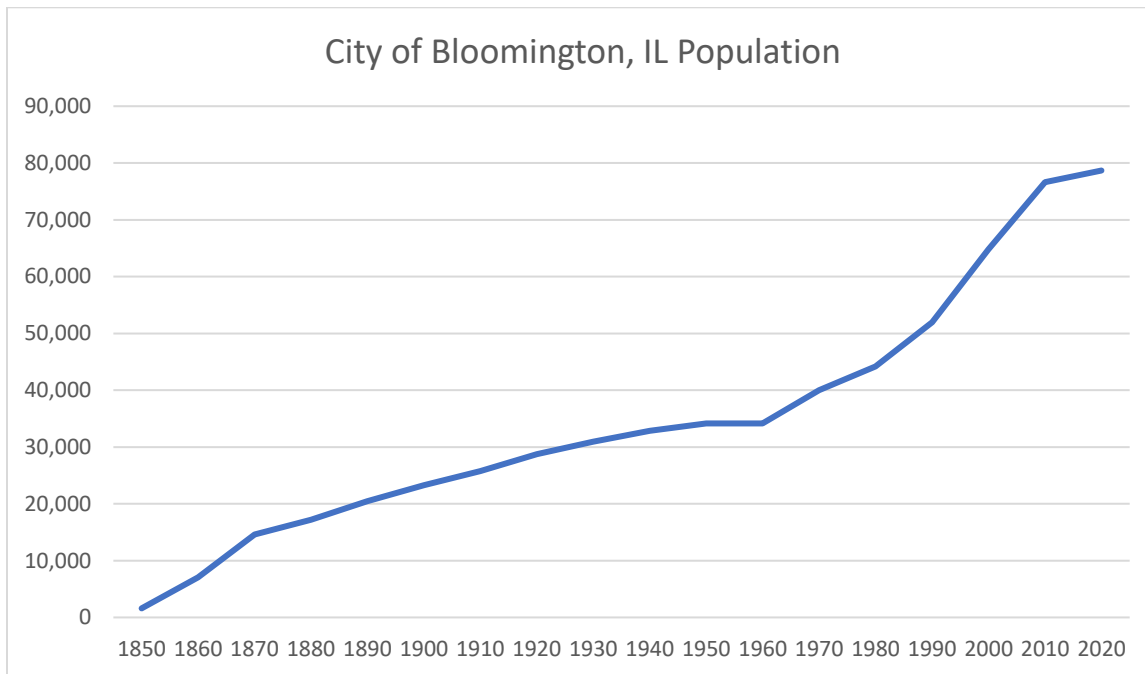
Demographic & Economic Statistics

Total Population: 78,680 per 2020 Census

12th largest City by population in the State of Illinois

There are 2,903 people per square mile aka population density.

The median age in Bloomington is 34.2, the US median age is 37.4.



Source of map: Wikipedia

Households: 31,853

Median Household Income: \$67,507

Per Capital Personal Income: \$58,503

Owner-occupied housing unit rate: 61% Rent: 39%

Median House Cost: \$168,800

Unemployment Rate: 3.4%

CITY OF BLOOMINGTON, ILLINOIS
DEMOGRAPHIC AND ECONOMIC STATISTICS
Last Ten Calendar Years
(Unaudited)

Calendar Year	Population (1)	Per Capita (2) Personal Income	Total Personal Income (thousands) (2)	Median Age (1)	School Enrollment (1)	Median House Costs (1)	Unemployment Rate (1)	Annual Airport Usage (3)
2012	77,071	\$ 42,851	\$ 3,302,569	32.3	5,338*	\$ 171,991	6.90%	238,697
2013	77,733	\$ 43,679	\$ 3,395,300	32.3	5,428 *	\$ 173,539	7.30%	210,730
2014	78,730	\$ 43,774	\$ 3,446,327	32.2	5,415 *	\$ 169,318	5.60%	203,217
2015	78,902	\$ 46,155	\$ 3,641,722	33	5,455 *	\$ 170,899	5.40%	185,452
2016	78,005	\$ 46,950	\$ 3,662,335	33	5,455 *	\$ 169,860	5.10%	192,140
2017	78,368	\$ 47,378	\$ 3,712,919	33.3	5,300 *	\$ 175,389	4.10%	167,870
2018	77,962	\$ 49,385	\$ 3,850,153	32.7	5,315 *	\$ 176,061	4.20%	183,575
2019	77,330	\$ 50,152	\$ 3,878,254	33.8	5,423 *	\$ 166,700	3.40%	213,044
2020	78,680	\$ 55,203	\$ 4,343,372	35	5,423 *	\$ 168,300	5.90%	89,759
2021	78,680	\$ 58,503	\$ 4,603,016	34.2	5,066*	\$ 168,800	3.40%	166,000

Sources:

- (1) Bloomington-Normal 2021 Economic Development Council Demographic Profile
- (2) US Commerce Department - Bureau of Economic Analysis. Data gathered for Bloomington/Normal region, as separate information is not disclosed.
- * Private school enrollment is no longer provided as of calendar year 2009
- (3) Annual Airport Usage from CIRA website: <http://cira.com/about-the-airport/airport-statistics/>

Unemployment Rate Comparison-United States, State of Illinois and Bloomington, Illinois

<u>Year</u>	<u>United States</u>	<u>State of Illinois</u>	<u>City of Bloomington</u>
2012	8.20%	8.90%	6.90%
2013	7.60%	9.10%	7.30%
2014	5.60%	6.40%	5.60%
2015	5.00%	5.90%	5.40%
2016	4.90%	5.90%	5.40%
2017	4.10%	4.90%	4.10%
2018	3.90%	4.30%	4.20%
2019	3.50%	3.70%	3.40%
2020	6.70%	8.00%	5.90%
2021	3.90%	5.10%	3.40%

CITY OF BLOOMINGTON, ILLINOIS

**PRINCIPAL EMPLOYERS
Current Year and Ten Years Ago
(Unaudited)**

<u>Employer</u>	2021			2011		
	<u>Employees</u>	<u>Rank</u>	<u>Percentage of Total Employment</u>	<u>Employees</u>	<u>Rank</u>	<u>Percentage of Total Employment</u>
State Farm Insurance Company	13,000	1	14.1%	14,450	1	15.7%
Rivian Automotive	5,532	3	6.0%	-		
Illinois State University	3,885	2	4.2%	3,259	2	3.5%
Country Financial	3,718	4	4.0%	2,084	3	2.3%
Unit 5 Schools	2,432	5	2.6%	1,826	4	2.0%
Carle BroMenn Medical Center	2,278	6	2.5%	1,522	5	1.7%
Heritage Operations Group	2,000	7	2.2%			
OSF-St. Joseph Medical Center	1,286	8	1.4%	1,140	7	1.2%
City of Bloomington	1,008	9	1.1%	743	10	0.8%
District 87 Schools	800	10	0.9%			
Afni, Inc.				900	8	1.0%
McLean County Government				806	9	0.9%
Mitsubishi Motor Manufacturing				1,278	6	1.4%
Total top 10 employers	<u>35,939</u>		38.9%	<u>28,008</u>		30.4%
Total Labor Force	92,304			92,168		

Source: Bloomington-Normal 2011 & 2021 Economic Development Demographic Profile

Note: Data includes employers throughout the Bloomington-Normal Metropolitan Statistical Area.

CITY OF BLOOMINGTON, ILLINOIS

**Capital Asset Statistics By Function/Program
Last Ten Fiscal Years
(Unaudited)**

Function/Program	2013	2014	2015	2016	2017
Police:					
Stations	1	1	1	1	1
Zone Offices	-	-	-	-	-
Fire, Fire Stations	5	5	5	5	5
Refuse Collection:					
Collection Trucks	10	21	18	18	20
Other Public Works	51	52	62	65	74
Streets (Miles)	321	322	323	324	325
Traffic Signals	145	145	145	145	145
Parks & Recreation:					
Acreage	640	640	640	640	640
Parks	46	46	46	46	38
Golf Course	3	3	3	3	3
Baseball/Softball Diamonds	27	28	24	24	24
In-line Hockey Rinks-replaced by Pickleball	1	1	1	1	4
Soccer/Football Fields	22	23	23	23	23
Basketball Courts	52	53	31	31	31
Tennis Courts	26	26	26	26	26
Swimming pools	2	2	2	2	2
Parks with Playground Equipment	31	32	32	32	32
Picnic Shelters	42	43	44	44	44
Community Centers	1	1	1	1	1
Library:					
Facilities	1	1	1	1	1
Volumes	291,406	299,628	307,261	316,319	319,329
Water:					
Lakes	2	2	2	2	2
Maximum Daily Production (MGD)	21	21	21	21	21
Average Daily Consumption (MGD)	11	11	11	10	10
Peak Consumption (MGD)	16	16	16	15	13
Wastewater:					
Sanitary Sewers (miles)	299	301	264	265	266
Storm Sewers (miles)	316	317	255	256	257
Combination Sanitary and Storm (miles)	88	88	85	85	85

Source: Various City Departments

CITY OF BLOOMINGTON, ILLINOIS

**Capital Asset Statistics By Function/Program
Last Ten Fiscal Years
(Unaudited)**

Function/Program	2018	2019	2020	2021	2022
Police:					
Stations	1	1	1	1	1
Zone Offices					
Fire, Fire Stations	5	5	5	5	5
Refuse Collection:					
Collection Trucks	18	19	19	21	23
Other Public Works	67	72	74	76	77
Streets (Miles)	325	325	325	325	325
Traffic Signals	145	144	144	145	145
Parks & Recreation:					
Acreage	640	640	640	640	640
Parks	38	38	38	38	38
Golf Course	3	3	3	3	3
Baseball/Softball Diamonds	24	24	24	24	24
In-line Hockey Rinks-replaced by Pickleball	4	4	9	9	9
Soccer/Football Fields	23	23	23	23	23
Basketball Courts	31	31	31	31	31
Tennis Courts	26	26	26	26	26
Swimming pools	2	2	2	1	1
Parks with Playground Equipment	32	33	33	34	34
Picnic Shelters	44	45	45	46	46
Community Centers	1	1	1	1	1
Library:					
Facilities	1	1	1	1	1
Volumes	316,420	335,017	339,427	331,670	261,369
Water:					
Lakes	2	2	2	2	2
Maximum Daily Production (MGD)	21	21	21	21	21
Average Daily Consumption (MGD)	10	10	10	10	10
Peak Consumption (MGD)	16	12	11	12	12
Wastewater:					
Sanitary Sewers (miles)	266	260	260	260	261
Storm Sewers (miles)	257	244	244	244	242
Combination Sanitary and Storm (miles)	85	85	85	85	82

Source: Various City Departments

CITY OF BLOOMINGTON, ILLINOIS

**ASSESSED VALUE AND ESTIMATED ACTUAL VALUE OF TAXABLE PROPERTY
Last Ten Fiscal Years
(Unaudited)**

<u>Fiscal Year</u>	<u>Tax Year</u>	<u>Residential Property</u>	<u>Commercial Property</u>	<u>Industrial Property</u>	<u>Farm Property</u>	<u>Railway Property</u>
2015	2013	1,127,217,408	619,594,728	13,294,216	654,109	811,342
2016	2014	1,155,580,583	625,651,790	12,738,347	674,550	830,183
2017	2015	1,171,670,602	626,317,035	11,989,029	690,292	951,400
2018	2016	1,194,156,544	644,677,246	10,816,518	715,841	935,914
2019	2017	1,194,327,291	651,141,001	10,990,738	734,193	938,906
2020	2018	1,200,875,459	654,423,199	10,895,195	746,798	999,047
2021	2019	1,202,734,004	666,388,042	10,736,535	690,908	1,052,673
2022	2020	1,205,774,037	669,428,846	10,655,130	749,535	1,096,233
2023	2021	1,226,432,592	686,947,519	11,206,346	764,402	1,202,564
2024	2022	1,319,857,003	715,483,102	11,382,727	886,254	1,334,957

Source: County of McLean Tax Extension Office

Note: There is no personal property tax (on cars or jewelry); only real property is taxed. The above information presents the information for each period for which it is levied. A tax levy provides taxes remitted in the following year. The farmland value is based upon productivity instead of actual market value. The City Fiscal Year runs from May 1, 2023 through April 30, 2024 (FY 2024). The taxes levied are for calendar year 2022 payable in calendar 2023 (received in City FY 2024).

CITY OF BLOOMINGTON, ILLINOIS

**ASSESSED VALUE AND ESTIMATED ACTUAL VALUE OF TAXABLE PROPERTY
Last Ten Fiscal Years
(Unaudited)**

Fiscal Year	Tax Year	Total Taxable Assessed Value	Percent Growth	Total Direct Tax Rate	Actual Taxable Value	Value as a Percentage of Actual Value
2015	2013	1,761,571,803	-0.01%	1.3181	5,284,715,409	33.33%
2016	2014	1,795,475,453	1.92%	1.3211	5,386,426,359	33.33%
2017	2015	1,811,618,358	0.90%	1.3283	5,434,855,074	33.33%
2018	2016	1,851,302,063	2.19%	1.3366	5,553,906,189	33.33%
2019	2017	1,858,132,129	0.37%	1.3393	5,574,396,387	33.33%
2020	2018	1,867,939,698	0.53%	1.3468	5,603,819,094	33.33%
2021	2019	1,881,602,162	0.73%	1.3524	5,644,806,486	33.33%
2022	2020	1,887,703,781	0.32%	1.3568	5,663,111,343	33.33%
2023	2021	1,926,553,423	2.06%	1.3905	5,779,660,269	33.33%
2024	2022	2,048,944,043	6.35%	1.3954	6,146,832,129	33.33%

Source: County of McLean Tax Extension Office

Note: There is no personal property tax (on cars or jewelry); only real property is taxed. The above information presents the information for each period for which it is levied. A tax levy provides taxes remitted in the following year. The farmland value is based upon productivity instead of actual market value. The City Fiscal Year runs from May 1, 2023 through April 30, 2024 (FY 2024).

The taxes levied are for calendar year 2022 payable in calendar 2023 (received in City FY 2024).

CITY OF BLOOMINGTON, ILLINOIS

**DIRECT AND OVERLAPPING PROPERTY TAX RATES
Last Ten Fiscal Years**

City Direct Rates											
Levy Year	Fiscal Year	General Fund	Fire Pension Fund	Police Pension Fund	Illinois Municipal Retirement Fund	Judgment Fund	Bond and Interest Fund	Public Benefit Fund	Public Library Fund	Audit Fund	Total Direct
2013	2015	0.35680	0.22400	0.21333	0.14208	-	0.12376	-	0.25811	-	1.31808
2014	2016	0.35006	0.23370	0.22323	0.13940	-	0.12143	-	0.25323	-	1.32105
2015	2017	0.36593	0.23162	0.22124	0.13816	-	0.12034	-	0.25098	-	1.32827
2016	2018	0.42249	0.22665	0.21650	0.10023	-	0.11776	-	0.25296	-	1.33659
2017	2019	0.42095	0.22582	0.21570	0.09987	-	0.11733	-	0.25959	-	1.33926
2018	2020	0.43078	0.22463	0.21457	0.09934	-	0.11671	-	0.26081	-	1.34684
2019	2021	0.43960	0.22300	0.21301	0.09862	-	0.11587	-	0.26230	-	1.35240
2020	2022	0.44671	0.22228	0.21232	0.09830	-	0.11406	-	0.26317	-	1.35684
2021	2023	0.47006	0.21780	0.20804	0.09632	-	0.09367	-	0.30457	-	1.39046
2022	2024	0.48273	0.23895	0.22978	0.09057	-	0.04734	-	0.30604	-	1.39541

Source: County of McLean Tax Extension Office

Notes: As a home rule unit of local government, the City of Bloomington, Illinois has no statutory tax limit

Overlapping rates are those of local and county governments that apply to property owners within the City. Not all overlapping rates apply to all City property owners, although the county property tax rates apply to all City property owners; the Airport Authority rates apply to the property owners within that Authority's geographic boundaries.

*Rate presented is for Bloomington School District #87. City of Bloomington taxpayers in other school districts will have different rates. Other school districts that overlap with the City include: Normal School District #5, Tri-Valley Community Unit School District #3, and Olympia Unit #16.

CITY OF BLOOMINGTON, ILLINOIS
DIRECT AND OVERLAPPING PROPERTY TAX RATES
Last Ten Fiscal Years

Overlapping Rates

Levy Year	Fiscal Year	School District*	McLean County	Township	Water Reclamation District	Airport Authority	Cemetery	Heartland Community College	Total Overlapping Rates	Total All Rates
2013	2015	4.83486	0.90375	0.12243	0.17011	0.12736	-	0.50667	6.66518	7.9833
2014	2016	4.95303	0.90133	0.12541	0.17216	0.13655	-	0.50469	6.79317	8.1142
2015	2017	5.15877	0.91836	0.12433	0.17446	0.13572	-	0.54046	7.05210	8.3804
2016	2018	5.13998	0.91399	0.12166	0.17931	0.12442	-	0.58840	7.06776	8.4044
2017	2019	5.15321	0.91052	0.12660	0.18466	0.11937	-	0.58538	7.07974	8.4190
2018	2020	5.15520	0.92082	0.12594	0.18651	0.09943	-	0.58150	7.06940	8.4162
2019	2021	5.14481	0.91509	0.12503	0.18835	0.14367	-	0.58179	7.09874	8.4511
2020	2022	5.17089	0.91386	0.12463	0.18679	0.14549	-	0.57762	7.11928	8.4761
2021	2023	5.17242	0.91404	0.12213	0.18052	0.14267	-	0.57635	7.10813	8.4986
2022	2024	5.18346	0.91064	0.11483	0.17754	0.13615	-	0.58083	7.10345	8.4989

Source: County of McLean Tax Extension Office

Notes: As a home rule unit of local government, the City of Bloomington, Illinois has no statutory tax limit

Overlapping rates are those of local and county governments that apply to property owners within the City. Not all overlapping rates apply to all City property owners, although the county property tax rates apply to all City property owners; the Airport Authority rates apply to the property owners within that Authority's geographic boundaries.

*Rate presented is for Bloomington School District #87. City of Bloomington taxpayers in other school districts will have different rates. Other school districts that overlap with the City include: Normal School District #5, Tri-Valley Community Unit School District #3, and Olympia Unit #16.

PROCEDURAL INFORMATION



PROCEDURAL INFORMATION

- Overview of Financial Policies and Strategies
- Long-Term Financial Plan
- City of Bloomington Budget Process
- City of Bloomington Rates
- City of Bloomington Full Time Employee Count by Department/Fund
- FY 2024 City of Bloomington Full & Part-Time Employee Count by Position/Department

City of Bloomington, Illinois
FY 2024 Budget
Overview of Financial Policies and Strategies

Budgeting and Revenue Management

1. Maintain a diversified revenue structure.
2. Maintain a General Fund balance of 10% to 15% of expenditures.
3. Maintain a balanced General Fund budget (i.e., expenditures less than or equal to revenues) except for planned drawdowns of the fund balance when the fund balance exceeds the target expressed in item 2 above.
4. The budget of a fund shall be considered "**balanced**" if the fund's budgeted expenditures for the year do not exceed the total of its budgeted revenues and unreserved, undesignated fund balance at the beginning of the fiscal year. The budget presented for FY 2024 is balanced.
5. Contribute to the Illinois Municipal Retirement Fund, Bloomington Firefighters' Pension Fund, and Bloomington Police Pension Fund the full amounts recommended each year by independent actuaries for employer contributions to ultimately achieve funded ratios as required by statute or local ordinance.
6. Impose moderate annual water, sewer, storm water, and solid waste rate increases to avoid large increases at irregular intervals.
7. Review and update the five-year Operating Budget and Capital Improvement Plan on an annual basis to determine the City's ability to cover operating costs and any service level changes.
8. Budget for items that will be capitalized for financial reporting purposes in distinct expenditure accounts to facilitate the preparation of the Comprehensive Annual Financial Report.

Debt Management

1. Limit the period during which debt is outstanding to a time period not greater than the useful life of the asset financed by the debt.
2. In general, for debt issued after 2009, the City will strive to maintain a debt structure under which 50% of the outstanding principal will be repaid within ten years.
3. Sell bonds through competitive, rather than negotiated, sales whenever possible.
4. To aid in debt issuances, the City will select a financial advisor and/or investment banker and bond counsel on a competitive basis. These advisors will be retained for several years to provide continuity and allow these professionals to develop an understanding of the City's needs. The City will abide by the Municipal Security Rulemaking Board (MSRB) standards in selecting a financial advisor.
5. The City will follow a policy of full disclosure on every financial report and bond prospectus (Official Statement), voluntarily following disclosure guidelines provided by the Governmental Finance Officers Association unless the cost of compliance with the higher standard is unreasonable.
6. Consider the refunding of outstanding debt when a goal of at least a 4% net present value savings can be obtained.

Cash Management and Investments

1. Require that all bank deposits not insured by the Federal Deposit Insurance Corporation be collateralized with high-quality securities having a market value of 102% of the underlying deposits.
2. Deposit on-hand cash no later than the next business day.
3. Maintain liquidity adequate to promptly pay financial obligations.
4. Purchase only those investments allowable under the Illinois Public Funds Investment Act.
5. Place all investment securities with a third-party custodian for safekeeping.
6. Earn a market rate of return on investments under normal market conditions. The benchmark for short-term investments is the three-month Treasury Bill.

Procurement

1. Conduct a formal competitive bidding process for purchases in excess of \$25,000; unless exempt under procurement regulations.
2. Conduct competitive quotation process for purchases up to \$25,000.
3. Obtain City Manager approval for all proposed purchases up to \$50,000 after application of bidding regulations.
4. Obtain City Council approval for all proposed purchases in excess of \$50,000 after application of bidding regulations.
5. Purchasing Credit Cards (P-Cards) are used where appropriate.

Accounting and Financial Reporting

1. Issue an Annual Comprehensive Financial Report within 180 days of the end of each fiscal year that complies with generally accepted accounting principles.
2. Capitalize building improvements, land improvements, and infrastructure with a purchase price of \$100,000 or more. Capitalize vehicles, machinery, furniture, and equipment with a purchase price of \$5,000 or more.
3. Controlled non-capital items (e.g., police weapons, audio-visual equipment) will be physically inventoried as required by law or as directed by the responsible department head and shall not be inventoried less frequently than once each year.

Interim Financial Reporting:

1. The Finance Department provides the City Council, City Management and Public a monthly financial report that illustrates the following information:
 - Financial summary of major fund activity.
 - Detailed information on the General Fund year to date budget to actual performance.
 - Detailed information on major revenue as compared to the budget expectation.

LONG-TERM FINANCIAL PLAN

The City of Bloomington's long-term financial plan is closely tied to the budget process. Annually, the City develops a 5-year budget for operating and capital. The first year of this budget, after revisions, is the budget that the City Council adopts, and the City Staff implements on the residents and City Council's behalf. The 4 (future or out years) of the budget serve as a planning process for operating and capital expenditures with staffing, capital assets and projects on the radar for the future. The City has developed a 10-year fleet replacement plan. This is revised yearly, as is vehicle replacement priority, other options such as electric vehicles and cost. The City is developing a 20-year plan for major Capital Projects. These include streets, parks, water mains, sewer mains and storm water management. This plan allows Council to prioritize future needs with funds that are expected to be available. This, in turn, allows staff to identify available federal or state grants and future bond issues or bond refinancing, which provide an additional option to fund Capital Projects. The City's Strategic Plan runs through 2025. The City revisits the Strategic Plan each year to help develop a yearly Action Plan. There are six goals in the City's Strategic Plan. This plan was unanimously approved by the City Council on January 15, 2010. The Strategic Plan is tied to the basis of long-term planning, budgeting and daily operations. The goals include what they mean to you as a resident, objectives, and challenges and opportunities.

Strategic Plan

Goal 1: Financially Sound City Providing Quality Basic Service

Goal 2: Upgrade City Infrastructure and Facilities

Goal 3: Grow the Local Economy

Goal 4: Strong Neighborhoods

Goal 5: Prosperous Downtown Bloomington

Goal 6: Great Place to Live-Livable, Sustainable City

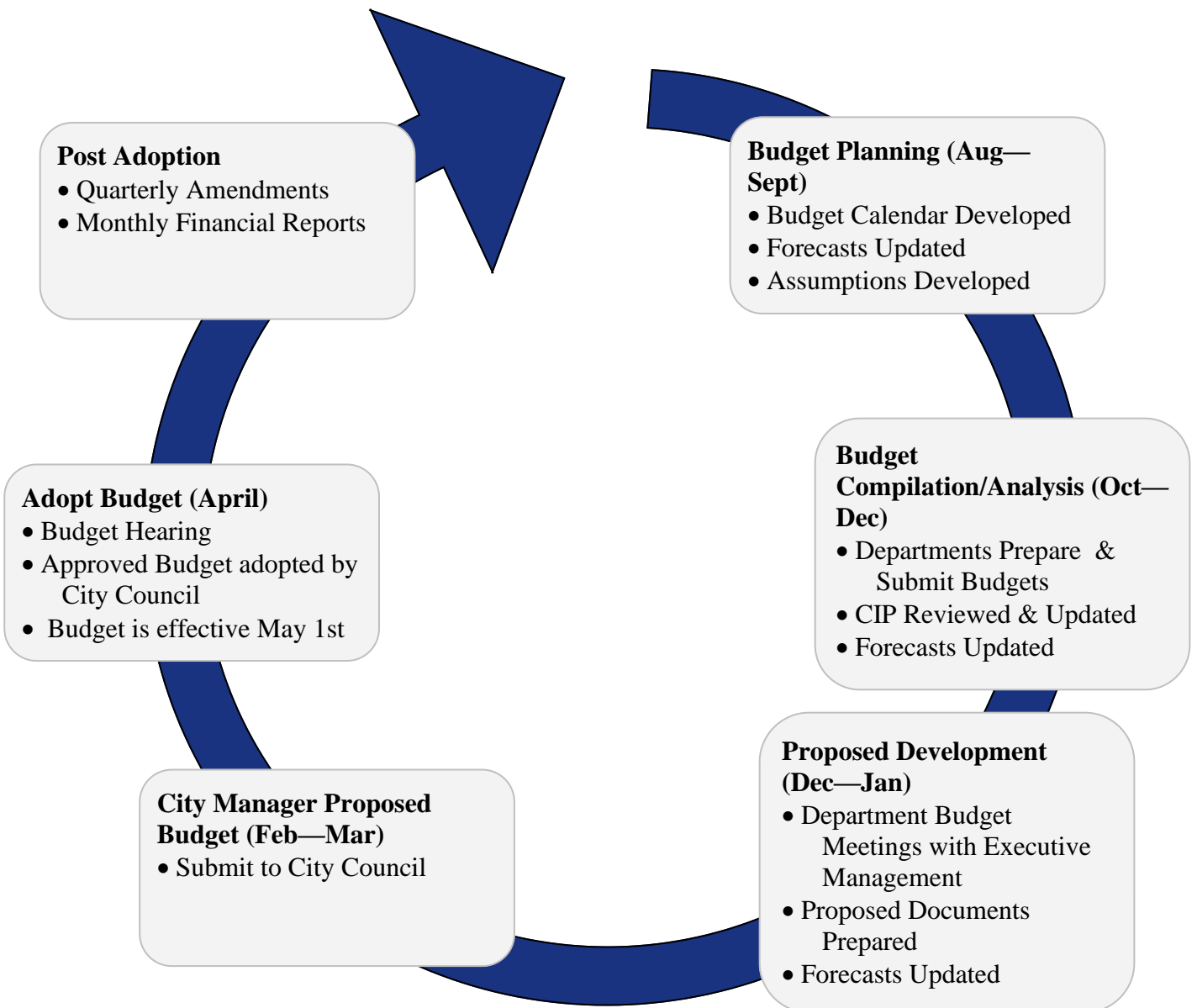
More information on the City of Bloomington's Strategic Plan is accessible through the City website. The path to the Strategic Plan is: <http://www.cityblm.org/index.aspx?page=426>

City of Bloomington, Illinois

FY 2024 Budget

Budget Process

Background - The City of Bloomington adopts a legally binding annual budget in accordance with Chapter 65 of the Illinois Compiled Statutes. The City’s Fiscal Year runs from May 1st to April 30th. The City’s budget serves as a roadmap for the fiscal year’s expenditures and reflects the goals and priorities of the City’s elected officials. The budget is formulated with the aid, support and input of the residents of Bloomington, City staff and various Boards and Committees. The City’s Budget process begins in August with the formation of a budget calendar and ends in April with the final budget adoption. Formulation of the budget is a critical and difficult decision. The process involves analyzing resident input and data, projecting available revenue sources, identifying priorities, allocating resources and expenditures, reviewing City performance data, negotiating, and deliberating department budgets and establishing the fees, charges, and taxes necessary to provide adequate levels of services to the residents of Bloomington.



Budget Methodology - The expenditures in the Proposed Fiscal Year 2024 budget are projected by staff using a zero-based budget methodology. A zero-based budget approach requires each budget request be re-evaluated thoroughly, starting from the zero-base. This process is independent of whether the total budget or specific line items are increasing or decreasing. This process is very detailed and takes time to compile an adopted budget for Council review and ultimate approval.

Budget Team - The City's Budget Team is composed of the following positions: City Manager, Deputy City Manager, Finance Director, and the Budget Manager. During the preparation of the budget, the Finance Director and Budget Manager holds discussions with each department director and staff to review the City budget process. This meeting includes timetables and changes to the budget process. Guidance is provided at this meeting regarding additional positions, equipment and/or capital expenditures. The committee provides the City's economic outlook for each director regarding macro and micro growth within the City for forthcoming fiscal year as well as Council/City Manager directives.

Budget Compilation – Department's prepare their own budget requests except for line items budgeted by internal subject matter experts. Human Resources employs position budgeting to account for each position and all corresponding City paid benefits. Information services budgets for all software contracts, rolling stock of equipment and new software or hardware capabilities for all departments. The fleet manager provides the purchase list for all licensed vehicles and equipment, fuel costs and vehicle maintenance and repair. Finance budgets for all large tax revenues, debt service, workman's compensation, and general liability insurances, in addition to verifying department requests.

Budget Meetings - The City's Budget Team examines and analyzes each department's proposed budget and prepares work papers to assist the City Manager in evaluating the budget. The City Manager, in conjunction with the Budget Team, meet again with each department director to discuss proposed budget modifications. The budget process provides multiple touch points between departments and administration to understand the impact of decision making.

Budgetary Control - The City maintains budgetary control throughout the year by encumbrance accounting. All purchase orders and contracts are entered into the City's Financial System which shows the dollar amount entered as a commitment versus the current year budget. This allows departments to determine the budget dollars available throughout the fiscal year. Open encumbrances at year end are reported as assigned fund balances. The level of budgetary control is at the fund level.

Budget Amendments – The annual budget may be amended by a two-thirds vote of the City Council. On a quarterly basis as needed, budget staff will prepare an itemized register of recommended budget amendments. Council must vote to amend the operating budget if the following circumstances exist within any fund: increase in the overall expenditure of the fund, or a new source of revenue is identified.

Balanced Budget - The City’s budget is balanced if the proposed expenditures do not exceed the available resources, including proposed revenue and use of fund balance. The FY 2024 Proposed budget is balanced.

Resident Involvement-Bloomington 101 - A program aimed at giving community members an overview of their local government. The program covers topics ranging from Police and Fire to Finance to Parks and Recreation. Participation in Bloomington 101 is free and open to anyone 16 or older. However, the ten-week program is capped at 25 participants. To be considered, applicants must agree to attend at least eight of the ten classes. The Bloomington 101 program is a great way to learn about the City of Bloomington and engage with local government officials. It covers a wide variety of topics and includes hands-on activities, facility tours and more.

To expand its reach to the community the City of Bloomington is joining the Podcast Universe. Bloomington Out Loud, will feature conversations with City employees and provide a behind the scenes glance at things within City “walls”. For now, the episodes will be monthly with a plan to increase the frequency later in the year. Produced by the Communications and External Affairs Department, the new feature is hosted by Communications Manager Katherine Murphy. “As the podcast landscape continues to expand, what better way is there to reach new audiences and who better to host it?” City Manager Tim Gleason said. “The episodes will be quick, easy listening and the hope is to bring some of the great stories that people don’t usually get to hear to the community.” The podcast can be found via this link:

<https://podcasters.spotify.com/pod/show/bloomingtonoutloud>

Monthly Financial Reporting – The Finance department prepares a monthly financial summary report that is presented by the Finance Director and the second City Council Meeting of every month to discuss the prior months and year to date finances. These reports are also available on the City’s website for residents consumption. <https://www.cityblm.org/government/advanced-components/documents/-folder-145>

Budget 101 Video Series – A voiceover video series of slides that walks the resident through the City’s Budget Process. Additional videos are added annually as the budget is being developed to update stakeholders. <https://www.youtube.com/watch?v=iDu3hOOacq4>,
<https://www.youtube.com/watch?v=v9LKIQ-VTWY>,
<https://www.youtube.com/watch?v=4x3QaWgr1qM>,
<https://www.youtube.com/watch?v=SaXi301we4M>

2021 Accomplishments – An annual presentation to the City Council and stakeholders at a City Council meeting that highlights accomplishments over the previous calendar year. <https://www.youtube.com/watch?v=cAWoLE7X3hE>

Public Hearing – A required public hearing usually held during a City Council meeting in March that provides residents the opportunity to provide input on the proposed budget.

Legal Debt Limit - The City of Bloomington is a Home Rule form of government. Under the Illinois Revised Statutes, Home Rule governments may issue notes more than any statutory limitation and they shall not reduce the debt incurring power otherwise authorized for any such unit of government. **Thus, the City of Bloomington has no statutory debt limit.**

Fund Balance -The difference between assets and liabilities in a governmental fund. The governmental funds account for the tax-supported activities of a government (as opposed to the proprietary funds, which account for self-financing, business-like activities).

CITY OF BLOOMINGTON RATES

Current Sales Tax Rate within City Corporate Limits

Illinois	5.00%	= State Sales Tax = 6.25%
Municipality	1.00%	
County	.25%	= Home Rule Sales Tax = 2.50%
Local	2.50%	
Total:	8.75%	

Last increase was in 2016 when the Local portion increased by 1.00%.

Local Tax Table

Tax Type	State Controlled			City Controlled		Total Tax	Total City	Notes
	State	County	City	Home Rule	Type - Specific*			
Food and Beverage	5.00%	0.25%	1.00%	2.50%	2.00%	10.75%	5.50%	
Package Liquor	5.00%	0.25%	1.00%	2.50%	4.00%	12.75%	7.50%	
Amusement	5.00%	0.25%	1.00%	0.00%	4.00%	10.25%	5.00%	Tax applies to activity that is not participative/exhibitive in nature
Hotel - Motel	5.64%	0.00%	0.00%	0.00%	6.00%	11.64%	6.00%	
Short Term Rental	0.00%	0.00%	0.00%	0.00%	6.00%	6.00%	6.00%	
Local Motor Fuel Tax					8 cents/gal	8 cents/gal	8 cents/gal	Local Only - does not include allocation of State portion of tax
Retail - General	5.00%	0.25%	1.00%	2.50%	0.00%	8.75%	3.50%	
Retail - Grocery/Prescription	0.00%	0.00%	1.00%	0.00%	0.00%	1.00%	1.00%	
Retail - Cannabis	5.00%	3.25%	1.00%	2.50%	3.00%	14.75%	6.50%	The extra 3% for the County is locally controlled.
Retail - Vehicle Use	5.00%	0.25%	1.00%	0.00%	0.75%	7.00%	1.75%	Tax on vehicles registered to residents - regardless of purchase location

* Most Local Taxes - are paid directly to the City - with the following exceptions / notes:

Similar to the State controlled taxes, local Cannabis retail sales taxes are remitted to the State - and the State then remits to the City.

Per an Intergovernmental Agreement:

The Town of Normal collects the City's Vehicle Use Tax - and remits to the City.

The City collects Normal's Food and Beverage - and remits to them.

Water Rates

USAGE CHARGE		
RATE PER 100 CU FT	INSIDE CITY	OUTSIDE CITY
First 2,300 cubic feet per month	\$4.01	\$9.06
Next 11,700 cubic feet per month	\$3.87	\$8.86
Next 486,000 cubic feet per month	\$3.42	\$7.75
Over 500,000 cubic feet per month	\$2.69	\$6.12

MONTHLY SERVICE CHARGE		
METER SIZE	INSIDE CITY	OUTSIDE CITY
5/8 x 1/2" meters	\$1.25	\$2.75
5/8 x 3/4" meters	\$5.00	\$6.50
3/4" meters	\$6.00	\$7.50
1" meters	\$8.00	\$10.00
1.5" meters	\$10.50	\$13.00
2" meters	\$16.00	\$20.00
3" meters	\$28.00	\$39.00
4" meters	\$46.00	\$66.00
6" meters	\$92.00	\$131.00
8" meters	\$146.00	\$196.00

(City Code Ch. 27 Sec. 27) 7.48 Gallons = 1 cubic foot

Fire Protection Charges

Effective May 1, 2021, the monthly rate for private fire protection, in the form of a fire booster pump, sprinkler system, private fire hydrants or any other fire suppression equipment connected to the City's water system, shall be charged the rate of \$27.20 per inch, or fraction thereof rounded to the next highest inch, of fire service connection. Fire suppression systems that utilize a combined domestic and fire service line shall be calculated using the size of the combined line connection at the water main for determining the proper charge.

EFFECTIVE DATE	RATE PER INCH OF DIAMETER
May 1, 2021	\$27.20

Sanitary Sewer Monthly Rates

CITY SANITARY SEWER FEES		
EFFECTIVE DATE	RATE PER 100 CU FT	MONTHLY FIXED FEE
May 1, 2023	\$2.78	\$2.61
May 1, 2024	\$2.86	\$2.69
May 1, 2025	\$2.95	\$2.77

City sanitary sewer charges increase 3% annually on May 1 of each year.

BNWRD SANITARY SEWER FEES		
EFFECTIVE DATE	RATE PER 100 CU FT	MINIMUM MONTHLY BILL
May 1, 2023	\$1.89	\$9.14

Solid Waste Collection Fees

EFFECTIVE DATE	35 GAL. & LOW INCOME FEE	65 GAL.	95 GAL.	BULK WASTE BUCKET	GARBAGE BAG STICKERS	SMALL TO LARGE CART FEE
May 1, 2023	\$18.54	\$28.98	\$33.62	\$25.00	\$3.00	\$30.00
May 1, 2024	\$19.10	\$29.85	\$34.63	\$25.00	\$3.00	\$30.00
May 1, 2025	\$19.67	\$30.75	\$35.67	\$25.00	\$3.00	\$30.00

Solid waste cart charges increase 3% annually on May 1st of each year.

Storm Water Monthly Rates

STORM WATER RATES	
EFFECTIVE DATE	RATE PER IAU
May 1, 2023	\$2.19
May 1, 2024	\$2.26
May 1, 2025	\$2.33

Storm water charges increase 3% annually on May 1 of each year.

Single Family Residential (Effective May 1, 2023):

Gross area less than or equal to 7,000 square feet

\$4.38/month

Gross area greater than 7,000 square feet and less than 12,000 square feet

\$6.57/month

Gross area over 12,000 square feet

\$10.95/month

Parcels other than Single Family Residential (Effective May 1, 2023):

Parcels less than 4,000 square feet will be charged a flat rate equivalent to (4) IAUs

\$8.76/month

Charge per Impervious Area Unit (IAU) is \$2.19/month

CITY OF BLOOMINGTON FULL-TIME EMPLOYEE COUNT BY DEPARTMENT/FUND

DEPARTMENT/FUND	FULL TIME BUDGET ADOPTED FY 2021	FULL TIME BUDGET ADOPTED FY 2022	FULL TIME BUDGET ADOPTED FY 2023	FULL TIME BUDGET ADOPTED FY 2024
ADMINISTRATION	5	6	6	6
CITY CLERK ¹	5	6	5	4
HUMAN RESOURCES ²	11	10	11	13
FINANCE ³	9	9	10	11
COLLECTIONS ⁴	4	5	5	6
BILLING	5	5	5	5
INFORMATION SERVICES	12	12	19	19
LEGAL ⁴	9	9	12	11
PARKS, RECREATION & CULTURAL ARTS ADMINISTRATION	8	8	9	9
PARKS MAINTENANCE ⁵	22	22	22	23
RECREATION	4	4	4	4
AQUATICS - seasonal only	0	0	0	0
BLOOMINGTON CENTER FOR THE PERFORMING ARTS ⁶	8	9	9	8
MILLER PARK ZOO	9	9	11	11
BLOOMINGTON ICE CENTER	3	3	3	3
SOAR FUND	2	2	2	2
POLICE ⁷	144	144	144	145
COMMUNICATION CENTER	18	18	18	18
FIRE	124	124	125	125
PACE/BUILDING SAFETY ⁸	15	15	15	17
PLANNING DIVISION	3	3	3	3
COMMUNITY ENHANCEMENT ⁹	9	10	11	13
FACILITIES MANAGEMENT	5	5	6	6
PARKING OPERATIONS	4	4	4	4
PUBLIC WORKS ADMIN ¹⁰	5	5	5	4
STREET MAINTENANCE ¹¹	18	19	19	20
ENGINEERING ¹²	8	8	9	11
FLEET MANAGEMENT	9	9	9	9
ECONOMIC DEVELOPMENT	4	4	5	5
TOTAL GENERAL FUND	482	487	506	515
HIGHLAND PARK	1	1	1	1
PRAIRIE VISTA GOLF COURSE	2	2	2	2
THE DEN	4	4	4	4
TOTAL OF GOLF COURSES:	7	7	7	7
SOLID WASTE MANAGEMENT ^{10, 11}	31	30	30	33
BOARD OF ELECTIONS	2	2	2	2
CASUALTY	1	1	1	1
LIBRARY MAINTENANCE & OPERATIONS ¹³	47	45	45	47
WATER				
ADMINISTRATIVE AND GENERAL	7	7	7	7
TRANSMISSION AND DISTRIBUTION	11	11	11	11
PURIFICATION	8	8	8	8
LAKE MAINTENANCE	4	4	4	4
WATER METER SERVICES	6	6	6	6
MECHANICAL MAINTENANCE	12	12	12	12
TOTAL WATER FUND	48	48	48	48
SEWER FUND ¹¹	16	16	16	17
STORM WATER FUND	8	8	8	8
ABRAHAM LINCOLN GARAGE	1	1	1	1
CITY ARENA	1	1	1	1
ARENA VENUE ⁶	0	0	0	7
TOTAL PERSONNEL YEARS ALL FUNDS	644	646	665	687

Note: Excludes 47 part-time and all seasonals.

- 1 - Strategy & Success Mgr. position eliminated
- 2 - Added a Workforce Development Coordinator & Recruiter
- 3 - Added an additional Accountant
- 4 - Legal Secretary position eliminated and position repurposed to a Hub Generalist under Collections.
- 5 - 1 Laborer added per new 699 Contract
- 6 - 8 FTE's will be in BCPA, 7 FTE's will be in Arena Venue
- 7 - Added 1 Evidence Technician.
- 8 - Fire Inspector IV and Multi-Discipline Inspector positions added
- 9 - 2 Community Enhancement Inspectors positions added
- 10 - Eliminated position in PW Admin & added Asst. Supt of Solid Waste
- 11 - PW added 4 positions per 699 new contract-1 each in Street Maintenance and Sewer, 2 in Solid Waste
- 12 - Added Assistant PW Director and Engineer
- 13 - 1 Custodian & 1 Security Officer added by the Library

FY 2024 Adopted City of Bloomington Full and Part-Time Employee Count

Position Description	Org	Object	Object Description	
10011110 Administration Count			16	
ALDERMAN (9)	10011110	61110	Salary PT	
CITY MANAGER	10011110	61100	Salary FT	
COMMUNICATION MANAGER	10011110	61100	Salary FT	
DEPUTY CITY MANAGER	10011110	61100	Salary FT	
EXECUTIVE ASSISTANT	10011110	61100	Salary FT	
DIVERSITY OFFICER	10011110	61100	Salary FT	
COMMUNITY RELATIONS MANAGER	10011110	61100	Salary FT	
MAYOR	10011110	61110	Salary PT	
10011110 Count				16
10011110 Administration Count			4	
SUPPORT STAFF V - CITY CLERK	10011310	61100	Salary FT	
CITY CLERK	10011310	61100	Salary FT	
DEPUTY CITY CLERK	10011310	61100	Salary FT	
RECORDS & LICENSING SPECIALIST	10011310	61100	Salary FT	
10011310 Count				4
10011410 Human Resources Count			13	
ASSISTANT HUMAN RESOURCES MANAGER	10011410	61100	Salary FT	
COMPENSATION AND BENEFITS MANAGER	10011410	61100	Salary FT	
COMPENSATION AND BENEFITS REPRESENTATIVE	10011410	61100	Salary FT	
DIRECTOR HUMAN RESOURCES	10011410	61100	Salary FT	
EMPLOYMENT COODINATOR	10011410	61100	Salary FT	
HUMAN RESOURCES ANALYST	10011410	61100	Salary FT	
PAYROLL COORDINATOR	10011410	61100	Salary FT	
PAYROLL SUPERVISOR (2)	10011410	61100	Salary FT	
PAYROLL SUPERVISOR	10011410	61100	Salary FT	
TALENT ACQUISITION & DEVELOPMENT MANAGER	10011410	61100	Salary FT	
WELLNESS COORDINATOR	10011410	61100	Salary FT	
RECRUITER	10011410	61100	Salary FT	
WORKFORCE DEVELOPMENT COORDINATOR	10011410	61100	Salary FT	
10011410 Count				13
10011510 Finance Count			11	
SUPPORT STAFF IV - FINANCE	10011510	61100	Salary FT	
SUPPORT STAFF V - FINANCE	10011510	61100	Salary FT	
ACCOUNTANT (4)	10011510	61100	Salary FT	
BUDGET MANAGER	10011510	61100	Salary FT	
CHIEF ACCOUNTANT	10011510	61100	Salary FT	
DIRECTOR FINANCE	10011510	61100	Salary FT	
JR. ACCOUNTANT	10011510	61100	Salary FT	
ACCOUNTING ASSISTANT	10011510	61100	Salary FT	
10011510 Count				11
10011520 Collections Count			6	
HUB OPERATIONS MANAGER	10011520	61100	Salary FT	
ASSISTANT HUB MANAGER	10011510	61100	Salary FT	
SUPPORT STAFF IV (2)	10011520	61100	Salary FT	
SUPPORT STAFF V (2)	10011520	61100	Salary FT	
10011520 Count				6
10011530 Billings Count			5	
UTILITY BILLING COORDINATOR	10011530	611000	Salary FT	
SUPPORT STAFF IV BILLING (4)	10011530	611000	Salary FT	
10011530 Count				5

FY 2024 Adopted City of Bloomington Full and Part-Time Employee Count

Position Description	Org	Object	Object Description	
10011610 Information Services Count			19	
ADMINISTRATIVE ASSISTANT	10011610	61100	Salary FT	
APPLICATION SUPPORT SPECIALIST (3)	10011610	61100	Salary FT	
DATA BASE ADMINISTRATOR	10011610	61100	Salary FT	
DIRECTOR INFORMATION SERVICES	10011610	61100	Salary FT	
NETWORK ADMINISTRATOR	10011610	61100	Salary FT	
PC SUPPORT SPECIALIST	10011610	61100	Salary FT	
PROGRAMMER ANALYST (2)	10011610	61100	Salary FT	
SYSTEM ADMINISTRATOR	10011610	61100	Salary FT	
SENIOR BUSINESS SYSTEMS ANALYST	10011610	61100	Salary FT	
ASSISTANT DIRECTOR	10011610	61100	Salary FT	
ENTERPRISE MANAGER	10011610	61100	Salary FT	
OPERATIONS MANAGER	10011610	61100	Salary FT	
TECHNICAL ANALYST-FIRE	10011610	61100	Salary FT	
TECHNICAL ANALYST-POLICE	10011610	61100	Salary FT	
SECURITY ADMINISTRATOR	10011610	61100	Salary FT	
NETWORK ANALYST	10011610	61100	Salary FT	
	10011610 Count			19
10011710 Legal Count			11	
PROCUREMENT MANAGER	10011710	61100	Salary FT	
PROCUREMENT SPECIALIST	10011710	61100	Salary FT	
ADMINISTRATIVE ASSISTANT	10011710	61100	Salary FT	
ASSISTANT CORPORATION COUNSEL	10011710	61100	Salary FT	
PARALEGAL (2)	10011710	61100	Salary FT	
CORPORATION COUNSEL	10011710	61100	Salary FT	
ASSISTANT CORPORATION COUNSEL	10011710	61100	Salary FT	
ASSISTANT CORPORATION COUNSEL	10011710	61100	Salary FT	
CONTRACT ADMINISTRATOR	10011710	61100	Salary FT	
CONTRACT SPECIALIST	10011710	61100	Salary FT	
	10011710 Count			11
10014105 Parks, Recreation and Cultural Administration Count			9	
SUPPORT STAFF IV	10014105	61100	Salary FT	
SUPPORT STAFF V	10014105	61100	Salary FT	
ASSISTANT DIRECTOR PARKS RECREATIONS & CULTURAL ARTS	10014105	61100	Salary FT	
DIRECTOR PARKS RECREATIONS & CULTURAL ARTS	10014105	61100	Salary FT	
MARKETING ASSOCIATE	10014105	61100	Salary FT	
MARKETING MANAGER	10014105	61100	Salary FT	
OFFICE MANAGER	10014105	61100	Salary FT	
PARKS PROJECT MANAGER	10014105	61100	Salary FT	
BUSINESS MANAGER	10014105	61100	Salary FT	
	10014105 Count			9
10014110 Parks Maintenance Count			23	
LABORER - PARKS (6)	10014110	61100	Salary FT	
TRUCK DRIVER - PARKS	10014110	61100	Salary FT	
PARK SECURITY OFFICER	10014110	61100	Salary FT	
UTILITY WORKER - PARKS (5)	10014110	61100	Salary FT	
HEAVY MACHINE OPERATOR-PARKS	10014110	61100	Salary FT	
HORTICULTURIST (4)	10014110	61100	Salary FT	
FORESTER (3)	10014110	61100	Salary FT	
ASSISTANT SUPERINTENDENT PARK MAINTENANCE	10014110	61100	Salary FT	
SUPERINTENDENT PARK MAINTENANCE	10014110	61100	Salary FT	
	10014110 Count			23

FY 2024 Adopted City of Bloomington Full and Part-Time Employee Count

Position Description	Org	Object	Object Description	
10014112 Recreation Count			4	
RECREATION PROGRAM MANAGER (3)	10014112	61100	Salary FT	
SUPERINTENDENT OF RECREATION	10014112	61100	Salary FT	
10014112 Count				4
10014125 Bloomington Center for Performing Arts Count			8	
LABORER - CUSTODIAN - BCPA	10014125	61100	Salary FT	
SUPPORT STAFF IV - BCPA	10014125	61100	Salary FT	
ASSISTANT DIRECTOR	10014125	61100	Salary FT	
DEVELOPMENT MANAGER	10014125	61100	Salary FT	
HOUSE MANAGER	10014125	61100	Salary FT	
PRODUCTION MANAGER	10014125	61100	Salary FT	
RENTAL MANAGER	10014125	61100	Salary FT	
PATRON SERVICES MANAGER	10014125	61100	Salary FT	
10014125 Count				8
10014136 Miller Park Zoo Count			11	
ZOOKEEPER (6)	10014136	61100	Salary FT	
SUPPORT STAFF V - ZOO	10014136	61100	Salary FT	
SUPERINTENDENT OF ZOO	10014136	61100	Salary FT	
ZOO CURATOR	10014136	61100	Salary FT	
ZOO EDUCATION INSTRUCTOR	10014136	61100	Salary FT	
UTILITY WORKER	10014136	61100	Salary FT	
10014136 Count				11
10014160 Bloomington Ice Center Count			3	
ASSISTANT ICE CENTER MANAGER - HOCKEY	10014160	61100	Salary FT	
ASSISTANT ICE CENTER MANAGER - SKATING	10014160	61100	Salary FT	
ICE CENTER MANAGER	10014160	61100	Salary FT	
10014160 Count				3
10014170 SOAR Count			2	
RECREATION PROGRAM MANAGER (2)	10014170	61100	Salary FT	
10014170 Count				2
10015110 Police Count			145	
POLICE SERGEANT (16)	10015110	61100	Salary FT	
POLICE LIEUTENANT (6)	10015110	61100	Salary FT	
CRIME & INTELLIGENCE ANALYST S	10015110	61100	Salary FT	
OFFICE MANAGER - POLICE	10015110	61100	Salary FT	
PROPERTY, RECORDS & CSO MANAGER	10015110	61100	Salary FT	
CRIME INTELLIGENCE ANALYST	10015110	61100	Salary FT	
CRIME DATA ANALYST	10015110	61100	Salary FT	
ASSISTANT POLICE CHIEF (3)	10015110	61100	Salary FT	
OFFICE ASSOCIATE - POLICE ADMINISTRATION	10015110	61100	Salary FT	
POLICE CHIEF	10015110	61100	Salary FT	
ADMINISTRATIVE ASSISTANT POLIC	10015110	61100	Salary FT	
LABORER - CUSTODIAN - POLICE (2)	10015110	61100	Salary FT	
SUPPORT STAFF IV - POLICE CSO (4)	10015110	61100	Salary FT	
SUPPORT STAFF IV - POLICE RECORDS	10015110	61100	Salary FT	
PROPERTY AND RECORDS TECH (2)	10015110	61100	Salary FT	
PROPERTY AND RECORDS TECH	10015110	61100	Salary FT	
PATROL OFFICER (103)	10015110	61100	Salary FT	
10015110 Count				145

FY 2024 Adopted City of Bloomington Full and Part-Time Employee Count

Position Description	Org	Object	Object Description	
10015118 Communication Center Count			18	
TELECOMMUNICATOR (16)	10015118	61100	Salary FT	
COMMUNICATION CENTER MANAGER	10015118	61100	Salary FT	
COMMUNICATION CENTER SHIFT SUPERVISOR	10015118	61100	Salary FT	
	10015118 Count			18
10015210 Fire Count			125	
FIREFIGHTER - EMT I (4)	10015210	61100	Salary FT	
FIREFIGHTER PARAMEDIC (65)	10015210	61100	Salary FT	
FIREFIGHTER PARAMEDIC-40HRS	10015210	61100	Salary FT	
EMS SUPEVISOR (3)	10015210	61100	Salary FT	
ENGINEER - FIRE (21)	10015210	61100	Salary FT	
CAPTAIN - FIRE (18)	10015210	61100	Salary FT	
SUPPORT STAFF IV - FIRE (2)	10015210	61100	Salary FT	
ASSISTANT FIRE CHIEF (3)	10015210	61100	Salary FT	
DEPUTY CHIEF OF OPERATIONS	10015210	61100	Salary FT	
DEPUTY CHIEF OF TRAINING	10015210	61100	Salary FT	
DEPUTY CHIEF OF ADMINISTRATION/EMS	10015210	61100	Salary FT	
FIRE CHIEF	10015210	61100	Salary FT	
AMBULANCE BILLING COORDINATOR	10015210	61100	Salary FT	
MAINTENANCE COORDINATOR	10015210	61100	Salary FT	
MANAGEMENT ANALYST	10015210	61100	Salary FT	
OFFICE MANAGER - FIRE	10015210	61100	Salary FT	
	10015210 Count			125
10015410 Building Safety Count			17	
SUPPORT STAFF V - BLDG SFTY (2)	10015410	61100	Salary FT	
SUPPORT STAFF IV -BLDG SFTY	10015410	61100	Salary FT	
PLUMBING INSPECTOR IV	10015410	61100	Salary FT	
BUIDLING INSPECTOR IV	10015410	61100	Salary FT	
FIRE INSPECTOR IV (4)	10015410	61100	Salary FT	
BUILDING OFFICIAL	10015410	61100	Salary FT	
ASST. DIRECTOR ECONOMIC & COMMUNITY DEVELOPMENT	10015410	61100	Salary FT	
OFFICE MANAGER	10015410	61100	Salary FT	
HVAC INSPECTOR IV	10015410	61100	Salary FT	
ELECTRICAL INSPECTOR IV	10015410	61100	Salary FT	
MULTI-DISCIPLINE INSPECTOR III	10015410	61100	Salary FT	
MULTI-DISCIPLINE INSPECTOR IV	10015410	61100	Salary FT	
COMMERCIAL BUILDING INSPECTOR IV	10015410	61100	Salary FT	
	10015410 Count			17
10015420 Planning Count			3	
CITY PLANNER	10015420	61100	Salary FT	
ASSISTANT CITY PLANNER (2)	10015420	61100	Salary FT	
	10015420 Count			3

FY 2024 Adopted City of Bloomington Full and Part-Time Employee Count

Position Description	Org	Object	Object Description	
10015430 Community Enhancement Count			13	
GRANT COORDINATOR	10015430	61100	Salary FT	
GRANT SPECIALIST	10015430	61100	Salary FT	
SUPPORT STAFF IV	10015430	61100	Salary FT	
REHAB SPECIALIST INSPECTOR III	10015430	61100	Salary FT	
RENTAL INSPECTOR II (2)	10015430	61100	Salary FT	
PROPERTY MAINTENANCE INSPECTOR II (2)	10015430	61100	Salary FT	
COMMUNITY ENHANCEMENT INSPECTOR II (3)	10015430	61100	Salary FT	
DIVISION MANAGER	10015430	61100	Salary FT	
CODE COMPLIANCE SUPERVISOR	10015430	61100	Salary FT	
10015430 Count				13
10015480 Facilities Maintenance Count			6	
UTILITY WORKER	10015480	61100	Salary FT	
LABORER-CUSTODIAN	10015480	61100	Salary FT	
SUPPORT STAFF V	10015480	61100	Salary FT	
FACILITY MAINTENANCE SUPERVISOR	10015480	61100	Salary FT	
FACILITY MANAGER	10015480	61100	Salary FT	
CUSTODIAN	10015480	61100	Salary FT	
10015480 Count				6
10015490 Parking Count			4	
LABORER-CUSTODIAN	10015490	61100	Salary FT	
PARKING ENFORCEMENT PARKING OPERATIONS (2)	10015490	61100	Salary FT	
PARKING CREWLEADER	10015490	61100	Salary FT	
10015490 Count				4
10016110 Public Works Administration Count			4	
SUPPORT STAFF IV	10016110	61100	Salary FT	
DIRECTOR PUBLIC WORKS	10016110	61100	Salary FT	
OFFICE MANAGER	10016110	61100	Salary FT	
MANAGEMENT ANALYST	10016110	61100	Salary FT	
10016110 Count				4
10016120 Street Maintenance Count			20	
LABORER (5)	10016120	61100	Salary FT	
TRUCK DRIVER (3)	10016120	61100	Salary FT	
TRUCK DRIVER	10016120	61100	Salary FT	
TRUCK DRIVER	10016120	61100	Salary FT	
CREWLEADER (4)	10016120	61100	Salary FT	
SIGN MAINTENANCE COORDINATOR	10016120	61100	Salary FT	
UTILITY WORKER	10016120	61100	Salary FT	
HEAVY MACHINE OPERATOR (4)	10016120	61100	Salary FT	
ASST. SUPERINTENDENT STREETS/SEWERS	10016120	61100	Salary FT	
SUPERINTENDENT STREETS	10016120	61100	Salary FT	
10016120 Count				20
10016210 Engineering Count			11	
SUPPORT STAFF V	10016210	61100	Salary FT	
CITY ELECTRICIAN (2)	10016210	61100	Salary FT	
ASSISTANT CITY ENGINEER (2)	10016210	61100	Salary FT	
ASST. DIRECTOR PUBLIC WORKS	10016210	61100	Salary FT	
ENGINEERING TECHNICIAN (2)	10016210	61100	Salary FT	
ENGINEERING TECHNICIAN II	10016210	61100	Salary FT	
CIVIL ENGINEER I	10016210	61100	Salary FT	
TRAFFIC ENGINEER	10016210	61100	Salary FT	
10016210 Count				11

FY 2024 Adopted City of Bloomington Full and Part-Time Employee Count

Position Description	Org	Object	Object Description	
10016310 Fleet Management Count			9	
FLEET EQUIPMENT TECHNICIAN (5)	10016310	61100	Salary FT	
LEAD FLEET TECHNICIAN (2)	10016310	61100	Salary FT	
SUPERINTENDENT FLEET MAINTENANCE	10016310	61100	Salary FT	
ADMINISTRATIVE ASSISTANT	10016310	61100	Salary FT	
10016310 Count				9
10019170 Economic Development Count			5	
ECONOMIC DEVELOPMENT COORDINATOR	10019170	61100	Salary FT	
ECONOMIC DEVELOPMENT SPECIALIST	10019170	61100	Salary FT	
DOWNTOWN DEVELOPMENT MANGER	10019170	61100	Salary FT	
OUTREACH & EVENTS COORDINATOR	10019170	61100	Salary FT	
DIRECTOR ECONOMIC DEVELOPMENT	10019170	61100	Salary FT	
10019170 Count				5
20700700 Board of Elections Count			2	
ELECTIONS - FULLTIME (2)	20700700	61100	Salary FT	
20700700 Count				2
23103100 Library Operations			84	
DIRECTOR	23103100	61100	Salary FT	
LIBRARY ASSISTANT (1)	23103100	61100	Salary FT	
LIBRARY ASSOCIATE (8)	23103100	61100	Salary FT	
LIBRARY CUSTODIAN 40 (3)	23103100	61100	Salary FT	
LIBRARY IT SERVICES MANAGER	23103100	61100	Salary FT	
LIBRARY MARKETING & PUBLIC RELATIONS MANAGER	23103100	61100	Salary FT	
LIBRARY SECURITY OFFICER	23103100	61100	Salary FT	
LIBRARY SECURITY SUPERVISOR	23103100	61100	Salary FT	
LIBRARY SECURITY SITE SUPERVISOR	23103100	61100	Salary FT	
LIBRARY TECHNICAL ASSISTANT (12)	23103100	61100	Salary FT	
LIBRARIAN II (4)	23103100	61100	Salary FT	
LIBRARIAN I (9)	23103100	61100	Salary FT	
LIBRARY NETWORK ADMINSTRATOR	23103100	61100	Salary FT	
LIBRARY ADMINISTRATIVE ASSISTANT	23103100	61100	Salary FT	
LIBRARY UNIT MANAGER (2)	23103100	61100	Salary FT	
LIBRARY ASSISTANT 15 HRS (3)	23103100	61110	Salary PT	
LIBRARY ASSOCIATE (5)	23103100	61110	Salary PT	
LIBRARY ASSISTANT 19 HRS (17)	23103100	61110	Salary PT	
LIBRARY CUSTODIAN 19 HRS (2)	23103100	61110	Salary PT	
LIBRARY SHELVER (2)	23103100	61110	Salary PT	
LIBRARY TECHNICAL ASSISTANT (5)	23103100	61110	Salary PT	
LIBRARY SECURITY 19 HRS (2)	23103100	61110	Salary PT	
LIBRARY SECURITY 15 HRS (1)	23103100	61110	Salary PT	
23103100 Count				84

FY 2024 Adopted City of Bloomington Full and Part-Time Employee Count

Position Description	Org	Object	Object Description	
50100110 Water Administration Count			7	
OPERATIONS MANAGER	50100110	61100	Salary FT	
ENGINEERING TECHNICIAN	50100110	61100	Salary FT	
ASSISTANT PUBLIC WORKS DIRECTOR	50100110	61100	Salary FT	
SUPPORT STAFF IV -WATER METER 3 (2)	50100110	61100	Salary FT	
CIVIL ENGINEER II-WATER (2)	50100110	61100	Salary FT	
50100110 Count				7
50100120 Water Transmission & Distribution Count			11	
CIVIL ENGINEER II	50100120	61100	Salary FT	
SUPT WATER DISTRIBUTION	50100120	61100	Salary FT	
WATER MAINTENANCE CREWLEADER (2)	50100120	61100	Salary FT	
WATER MAINTENANCE WORKER (7)	50100120	61100	Salary FT	
50100120 Count				11
50100130 Water Purification Count			8	
SUPPORT STAFF IV	50100130	61100	Salary FT	
LABORATORY TECHNICIAN	50100130	61100	Salary FT	
WATER PLANT OPERATOR (3)	50100130	61100	Salary FT	
SUPERINTENDENT WATER PURIFICATION	50100130	61100	Salary FT	
WATER LABORATORY SUPERVISOR	50100130	61100	Salary FT	
UTILITY WORKER	50100130	61100	Salary FT	
50100130 Count				8
50100140 Lake Maintenance Count			4	
LAKE FACILITIES CREWLEADER	50100140	61100	Salary FT	
WATER PROPERTY MANAGER	50100140	61100	Salary FT	
EQUIPMENT OPERATOR I (2)	50100140	61100	Salary FT	
50100140 Count				4
50100150 Water Meter Services Count			6	
WATER METER CREWLEADER	50100150	61100	Salary FT	
WATER METER READER	50100150	61100	Salary FT	
WATER METER SERVICE (3)	50100150	61100	Salary FT	
SUPT WTR MTR SRV & BLLNG	50100150	61100	Salary FT	
50100150 Count				6
50100160 Water Mechanical Maintenance Count			12	
WATER PLANT OPERATOR/RELIEF (3)	50100160	61100	Salary FT	
PUMP STATION MAINTENANCE CREWLEADER	50100160	61100	Salary FT	
MECHANIC	50100160	61100	Salary FT	
MECHANIC CREWLEADER	50100160	61100	Salary FT	
CHIEF ELECTRICIAN (2)	50100130	61100	Salary FT	
SUPERINTENDENT MECHANICAL MAINTENANCE	50100130	61100	Salary FT	
PUMP STATION MAINTENANCE/RELIEF (2)	50100160	61100	Salary FT	
UTILITY WORKER - LAKE BLOOMINGTON	50100160	61100	Salary FT	
50100160 Count				12

FY 2024 Adopted City of Bloomington Full and Part-Time Employee Count

Position Description	Org	Object	Object Description	
51101100 Sanitary Sewer Count			17	
LABORER - SEWERS (3)	51101100	61100	Salary FT	
TRUCK DRIVER - SEWERS (2)	51101100	61100	Salary FT	
CREWLEADER - SEWERS	51101100	61100	Salary FT	
HEAVY MACHINE OPERATOR-STREETS	51101100	61100	Salary FT	
HEAVY MACHINE OPERATOR-SEWERS (3)	51101100	61100	Salary FT	
CITY ELECTRICIAN -SEWER	51101100	61100	Salary FT	
CIVIL ENGINEER II (2)	51101100	61100	Salary FT	
CIVIL ENGINEER I	51101100	61100	Salary FT	
ENGINEERING TECHNICIAN III	51101100	61100	Salary FT	
ENGINEERING TECHNICIAN II	51101100	61100	Salary FT	
WATER JULIE CREWLEADER	51101100	61100	Salary FT	
51101100 Count				17
53103100 Storm Water Count			8	
LIGHT MACHINE OPERATOR-PARKS	53103100	61100	Salary FT	
CREWLEADER - STORM WATER	53103100	61100	Salary FT	
HEAVY MACHINE OPERATOR-STORM WATER (3)	53103100	61100	Salary FT	
CIVIL ENGINEER I	53103100	61100	Salary FT	
ENGINEERING TECHNICIAN	53103100	61100	Salary FT	
ENGINEERING TECHNICIAN II	53103100	61100	Salary FT	
53103100 Count				8
54404400 Solid Waste Count			33	
LABORER - SOLID WASTE (8)	54404400	61100	Salary FT	
TRUCK DRIVER - SOLID WASTE (10)	54404400	61100	Salary FT	
SOLID WASTE TRUCK DRIVER (9)	54404400	61100	Salary FT	
HEAVY MACHINE OPERATOR-SOLID WASTE (4)	54404400	61100	Salary FT	
ASST. SUPERINTEDENT SOLID WASTE	54404400	61100	Salary FT	
SUPERINTEDENT SOLID WASTE	54404400	61100	Salary FT	
54404400 Count				33
55605600 Abraham Lincoln Parking Deck Count			1	
PARKING ENFORCEMENT PARKING OPERATIONS	55605600	61100	Salary FT	
55605600 Count				1
56406400 Highland Park Golf Course Count			1	
GREENSKEEPER - HIGHLAND	56406400	61100	Salary FT	
56406400 Count				1
56406410 Prairie Vista Golf Course Count			2	
GOLF GUEST SERVICES MANAGER	56406410	61100	Salary FT	
GREENSKEEPER - PRAIRIE VISTA	56406410	61100	Salary FT	
56406410 Count				2
56406420 The Den at Fox Creek Golf Course Count			4	
SUPERINTENDENT GOLF	56406420	61100	Salary FT	
HEAD GOLF PROFESSIONAL	56406420	61100	Salary FT	
GREENSKEEPER - DEN	56406420	61100	Salary FT	
ASSISTANT GREENSKEEPER - DEN	56406420	61100	Salary FT	
56406420 Count				4
57107110 Arena (Facilities) Count			1	
UTILITY WORKER	57107110	61100	Salary FT	
57107110 Count				1

FY 2024 Adopted City of Bloomington Full and Part-Time Employee Count

Position Description	Org	Object	Object Description	
57107120 Arena (Entertainment) Count				7
DIRECTOR OF ENTERTAINMENT & CULTURAL ARTS	57107120	61100	Salary FT	
ASSISSTANT PRODUCTION MANAGER	57107120	61100	Salary FT	
BUSINESS MANAGER ARTS & ENTERTAINMENT	57107120	61100	Salary FT	
OPERATIONS MANAGER ARTS & ENTERTAINMENT	57107120	61100	Salary FT	
FOOD & BEVERAGE MANAGER	57107120	61100	Salary FT	
MARKETING MGR ARTS & ENTERTAINMENT	57107120	61100	Salary FT	
FACILITY & UTILITY MANAGER ARTS & ENTERTAINMENT	57107120	61100	Salary FT	
	57107120 Count			7
60150150 Casualty Count				1
SAFETY AND RISK MANAGER	60150150	61100	Salary FT	
	60150150 Count			1
Total City Full & Part-Time				734
	Total Count			734

This page intentionally left blank



BUDGET OVERVIEW



BUDGET OVERVIEW

- City of Bloomington Fund Structure Narrative
- City of Bloomington FY 2024 Budget Fund Structure Chart
- Basis of Budgeting and Accounting Narrative
- Basis of Budgeting and Accounting Chart
- Adopted Revenues FY 2023 Budget vs. Adopted Revenues FY 2024 Budget
- Adopted Expenditures FY 2023 Budget vs. Adopted Expenditures FY 2024 Budget
- Summary of Revenues all Funds by Source and by Fund Type
- Summary of Expenditures all Funds by Classification and by Fund
- FY 2024 Budget Summary of Revenues and Expenditures and Changes in Fund Balance

City of Bloomington, Illinois

Fiscal Year 2024 Budget

Fund Structure

The accounts of the City are organized based on funds, each of which is a separate accounting entity. The operations of each fund are accounted for by providing a separate set of self-balancing accounts which comprise its assets, liabilities, reserves, fund balance/net assets, revenues, and expenditures as appropriate.

Funds are classified in the following categories: governmental, proprietary, and fiduciary. Below is a list of funds and brief descriptions that are included within the City's financial statements. Many funds are composed of multiple divisions (ex. General, Debt Service, Water, etc) and these divisions are consolidated for the purpose of financial statement preparation.

Governmental Funds – are those funds through which most governmental functions typically are financed.

Major Governmental Funds

- General – The General Fund is the government's primary operating fund. It accounts for all financial resources of the general government, except those required to be accounted for in another fund.
- Library – The Library Fund accounts for the tax and other resources used to provide library services to operate the Bloomington Public Library.
- Debt Service – The Debt Service Fund accounts for the servicing of the general long-term debt not financed by a specific source. The Debt Service Fund is composed of the General Bond and Interest Fund, Arena Bond Redemption Fund, and the Multi-Project Bond Redemption Fund.

Non-Major Governmental Funds

- Motor Fuel Tax – The Motor Fuel Tax Fund accounts for the revenue and expenditures related to projects financed by the Motor Fuel Tax funds collected and distributed by the State of Illinois.
- Board of Election – The Board of Election Fund accounts for the tax resources used to provide for the Election Commission expense.
- Drug Enforcement – The Drug Enforcement Fund accounts for police department revenues from drug raids.
- Community Development – The Community Development Fund accounts for the federally funded block grant program designed to assist low- and moderate-income families and eliminate slum and blight conditions.
- IHDA Grants – The IHDA Grants Fund accounts for the state funded grant program for single family rehabilitation projects for low to moderate income households.

- Empire Street Corridor TIF Fund – The Empire Street Corridor TIF Fund is used to tract the expenses and revenues related to the Empire Street Corridor Redevelopment Project Area.
- Downtown Southwest TIF Fund – The Downtown Southwest TIF Fund is used to tract the expenses and revenues related to the Downtown Southwest Redevelopment Project Area.
- Downtown East Washington TIF Fund – The Downtown East Washington TIF Fund is used to tract the expenses and revenues related to the Downtown East Washington Redevelopment Project Area.
- Park Dedication – The Park Dedication Fund accounts for collections to be used for future park development.
- Capital Improvement – The Capital Improvement Fund accounts for the receipts and disbursements of monies used for the acquisition of capital facilities.
- Capital Lease – The Capital Lease Fund accounts for equipment purchased with proceeds from capital leases.
- Capital Improvement (Asphalt & Concrete) – The Capital Improvement (Asphalt & Concrete) Fund accounts for the receipts from the Local Motor Fuel Tax & .25% of the 1.00% Home Rule Sales Tax increase enacted January 1, 2016, used for street resurfacing and sidewalk repair.

Proprietary Funds – are used to account for government’s on-going organizations and activities which are similar to and often found in the private sector.

Enterprise Funds – are used to account for those operations that are financed and operated in a manner similar to private business or where the City has decided that the determination of revenues earned, costs incurred, and/or net income is necessary for management accountability.

- Water – The Water Fund accounts for the operation of the City’s water treatment facilities and services.
- Sewer - The Sewer Fund accounts for the operation of the City’s waste disposal activities.
- Storm Water – The Storm Water Fund accounts for the operation of the City’s storm water management activities.
- Solid Waste - The Solid Waste Fund accounts for the activities of operating the City’s Solid Waste Program.
- Abraham Lincoln Parking Facility – The Abraham Lincoln Parking Facility Fund accounts for the activities of operating a parking facility owned by the McLean County Public Building Commission.
- Golf – The Golf Fund accounts for the activities of operating the City’s three golf courses.
- Bloomington Arena – The Bloomington Arena Fund accounts for the activities of operating the City’s Downtown sports and entertainment facility.

Internal Service Funds – are used to finance and account for services and commodities provided by designated departments or agencies to other department and agencies of the City.

- Casualty Insurance – The Casualty Insurance Fund accounts for the premiums and payments of claims for insurance for the City.

- Employee Group Healthcare – The Employee Insurance and Benefits Fund accounts for the premiums and claims of all covered City employees and their covered dependents and Township employees.
- Retiree Group Healthcare – The Retiree Group Healthcare Fund accounts for the premiums and claims of all covered City retirees and their covered dependents.

Fiduciary Funds – are used to account for assets held on behalf of outside parties, including other governments, or on behalf of other funds within the government.

- John M. Scott Trust – The John M. Scott Fund grants are awarded to community entities serving the healthcare needs of vulnerable McLean County residents, specifically those who are either un-insured or under-insured. These costs are funded through a private trust.

Identification of Unbudgeted Funds

The City has a fund which is included in the audited financial statements but is not included in the budget; the Foreign Fire Insurance Board (FFIB), which is considered outside the normal operations of the City.

City of Bloomington, Illinois
FY 2024 Budget
Fund Structure Chart

General Fund

- 1001 General
 - * Administrative (Non-Department, Admin, Clerk, Finance, HR, IS, Legal)
 - * Parks & Recreation (Recreation, Aquatics etc.)
 - * Bloomington Center for Performing Arts
 - * Public Safety (Police and Fire - including Pensions)
 - * Community Development (Safety, Comm. Enh, Planning, Econ Dev)
 - * Facilities (Maint, Gov Ctr, Parking Enforcement)
 - * Public Works (St Maint, Snow, Engineering, Fleet)
 - * Other (Cty Health, Public Trans, Sister Cities, Transfers)

Special Revenue Funds

- 2030 Motor Fuel Tax (State)
- 2070 Board of Elections
- 2090 Drug Enforcement
- 2240 Community Development
- 2250 IHDA Grants
- 2310 Library
- 2320 Library Fixed Assets
- 2410 Park Dedication
- 2510 Empire St Corridor TIF
- 2520 Downtown Southwest TIF
- 2530 Downtown East Washington TIF

Debt Service Funds

- 3010 General Bond & Interest
- 3060 Arena Bond Redemption Fund
- 3062 Multi-Project Bond Redemption Fund

Capital Project Funds

- 4010 Capital Improvement
- 4011 Capital Lease Funds
- 4012 Capital Improvement (Asphalt & Concrete)

Enterprise Funds

- 5010 Water
- 5110 Sewer
- 5310 Storm Water
- 5440 Solid Waste
- 5560 Abraham Lincoln Parking Facility
- 5640 Golf
- 5710 Arena

Internal Service Funds

- 6015 Casualty Insurance
- 6020 Employee Group Health Care
- 6028 Retiree Group Health Care

Fiduciary Fund

- 7210 J M Scott

* General Fund Functional Departments (not all listed)

Basis of Budgeting and Accounting

The City prepares budgets on a cash basis. This is different from the accounting process which utilizes a modified accrual basis. Cash basis recognizes the cash inflows and outflows of a business, without concern for the matching principle. In other words, revenues and expenses are recognized as cash is exchanged, not when earned or in the period they benefit. Modified accrual accounting is an alternative bookkeeping method that combines accrual-basis accounting with cash-basis accounting. It recognizes revenues when they become available and measurable and, with a few exceptions, records expenditures when liabilities are incurred.

The City's independent auditors annually provide a reconciliation of actual expenditures compared to the adopted budget in accordance with state law.

The City shall use the Annual Audited Financial Statements (Audit) to detail the final status of the City's finances compared to budget on the basis of Generally Accepted Accounting Principles (GAAP). In most cases, this conforms to the way the City prepares its budget. Exceptions are as follows:

1. Compensated absences are accrued as earned by employees (GAAP) as opposed to being expended when paid (Budget).
2. Capital Outlay within the enterprise funds are shown as assets (GAAP) and are shown as expenses in the budget.
3. Bond and loan principal payments within the enterprise funds are shown as reductions of liabilities (GAAP) and are shown as expenses in the budget.

Due to expenditure limitation statutes, the City must identify all possible expenditures and corresponding revenues within the budget. The Budget Manager, Finance Director and Department Heads closely monitor expenditures to ensure that they are being spent for the purpose identified in the budget and that the corresponding revenue is adequate. The Chief Accountant shall establish and maintain a detailed accounting structure to record revenues and expenditures at the level of detail shown in the budget.



BASIS OF BUDGETING AND ACCOUNTING

Fund number	Fund Name	Fund Type	Organization number	Organization Name	Program	Basis of Budgeting	Basis of Accounting
1001	General	General	10010010	Non-Departmental	General Government	Modified Cash	Modified Accrual
1001	General	General	10011110	Administration	General Government	Modified Cash	Modified Accrual
1001	General	General	10011310	Civ. Clerk	General Government	Modified Cash	Modified Accrual
1001	General	General	10011410	Human Resources	General Government	Modified Cash	Modified Accrual
1001	General	General	10011510	Finance	General Government	Modified Cash	Modified Accrual
1001	General	General	10011520	Collections	General Government	Modified Cash	Modified Accrual
1001	General	General	10011530	Billing	General Government	Modified Cash	Modified Accrual
1001	General	General	10011610	Information Services	General Government	Modified Cash	Modified Accrual
1001	General	General	10011710	Legal	General Government	Modified Cash	Modified Accrual
1001	General	General	10014105	Parks Administration	Culture and Recreation	Modified Cash	Modified Accrual
1001	General	General	10014110	Parks Maintenance	Culture and Recreation	Modified Cash	Modified Accrual
1001	General	General	10014112	Recreation	Culture and Recreation	Modified Cash	Modified Accrual
1001	General	General	10014120	Aquatics	Culture and Recreation	Modified Cash	Modified Accrual
1001	General	General	10014125	Bloomington Center for Performing Arts	Culture and Recreation	Modified Cash	Modified Accrual
1001	General	General	10014130	BCPA Capital Campaign	Culture and Recreation	Modified Cash	Modified Accrual
1001	General	General	10014136	Miller Park Zoo	Culture and Recreation	Modified Cash	Modified Accrual
1001	General	General	10014160	Bloomington Ice Center	Culture and Recreation	Modified Cash	Modified Accrual
1001	General	General	10014170	Special Olympics and Recreation (SOAR)	Culture and Recreation	Modified Cash	Modified Accrual
1001	General	General	10015110	Police Administration	Public Safety	Modified Cash	Modified Accrual
1001	General	General	10015111	Police Pension	Public Safety	Modified Cash	Modified Accrual
1001	General	General	10015118	Communication Center	Public Safety	Modified Cash	Modified Accrual
1001	General	General	10015210	Fire	Public Safety	Modified Cash	Modified Accrual
1001	General	General	10015211	Fire Pension	Public Safety	Modified Cash	Modified Accrual
1001	General	General	10015410	Building Safety	Public Safety	Modified Cash	Modified Accrual
1001	General	General	10015420	Planning	Public Safety	Modified Cash	Modified Accrual
1001	General	General	10015430	Community Enhancement	Public Safety	Modified Cash	Modified Accrual
1001	General	General	10015480	Facilities Maintenance	General Government	Modified Cash	Modified Accrual
1001	General	General	10015485	Government Center	General Government	Modified Cash	Modified Accrual
1001	General	General	10015490	Parking Maintenance & Operations	Downtown Parking-General	Modified Cash	Modified Accrual
1001	General	General	10016110	Public Works Administration	Highways and Streets	Modified Cash	Modified Accrual
1001	General	General	10016120	Street Maintenance	Highways and Streets	Modified Cash	Modified Accrual
1001	General	General	10016124	Snow and Ice Removal	Highways and Streets	Modified Cash	Modified Accrual
1001	General	General	10016210	Engineering Administration	Highways and Streets	Modified Cash	Modified Accrual
1001	General	General	10016310	Fleet Management	General Government	Modified Cash	Modified Accrual
1001	General	General	10019140	McLean County Mental Health	General Government	Modified Cash	Modified Accrual
1001	General	General	10019160	Sister City	General Government	Modified Cash	Modified Accrual
1001	General	General	10019170	Economic Development	General Government	Modified Cash	Modified Accrual
1001	General	General	10019180	General Fund Transfers	General Government	Modified Cash	Modified Accrual
1001	General	General	10019190	Public Transportation	General Government	Modified Cash	Modified Accrual
2030	Motor Fuel Tax	Special Revenue	20300300	Motor Fuel Tax	Highways and Streets	Modified Cash	Modified Accrual
2070	Board of Elections	Special Revenue	20700700	Board of Elections	General Government	Modified Cash	Modified Accrual
2090	Drug Enforcement	Special Revenue	20900900	Drug Enforcement	Public Safety	Modified Cash	Modified Accrual
2090	Drug Enforcement	Special Revenue	20900910	DARE	Public Safety	Modified Cash	Modified Accrual
2090	Drug Enforcement	Special Revenue	20900920	DUI Enforcement	Public Safety	Modified Cash	Modified Accrual
2090	Drug Enforcement	Special Revenue	20900930	Marijuana Leaf Testing	Public Safety	Modified Cash	Modified Accrual
2090	Drug Enforcement	Special Revenue	20900940	Federal Drug Enforcement	Public Safety	Modified Cash	Modified Accrual
2090	Drug Enforcement	Special Revenue	20900950	Project Safe Neighborhood	Public Safety	Modified Cash	Modified Accrual
2090	Drug Enforcement	Special Revenue	20900960	Cyber Crime Grant	Public Safety	Modified Cash	Modified Accrual
2098	Foreign Fire Insurance Board (FFIB)	Special Revenue		Foreign Fire Insurance	Public Safety	Not budgeted	Modified Accrual
2240	Community Development	Special Revenue	22402410	Community Development Administration	Community Development	Modified Cash	Modified Accrual
2240	Community Development	Special Revenue	22402430	Community Development Rehabilitation	Community Development	Modified Cash	Modified Accrual
2240	Community Development	Special Revenue	22402440	Community Development Capital Improvement	Community Development	Modified Cash	Modified Accrual
2240	Community Development	Special Revenue	22402450	Community Development Community Service	Community Development	Modified Cash	Modified Accrual
2240	Community Development	Special Revenue	22402460	Community Development Continuum of Care	Community Development	Modified Cash	Modified Accrual
2240	Community Development	Special Revenue	22402470	Community Development Lead Hazard Control	Community Development	Modified Cash	Modified Accrual
2250	Single Family Owner Occupied Rehab	Special Revenue	22502520	Single Family Owner Occupied Rehab	Community Development	Modified Cash	Modified Accrual
2310	Library Maintenance and Operations	Special Revenue	23103100	Library Maintenance and Operations	Culture and Recreation	Modified Cash	Modified Accrual
2320	Library Fixed Asset Replacement	Special Revenue	23203200	Library Fixed Asset Replacement	Culture and Recreation	Modified Cash	Modified Accrual
2410	Park Dedication	Special Revenue	24104100	Park Dedication	Culture and Recreation	Modified Cash	Modified Accrual
2510	Empire Street Corridor TIF	Special Revenue	25105100	Empire Street Corridor TIF	Community Development	Modified Cash	Modified Accrual
2520	Downtown Southwest TIF	Special Revenue	25205200	Downtown Southwest TIF	Community Development	Modified Cash	Modified Accrual
2530	Downtown East Washington TIF	Special Revenue	25305300	Downtown East Washington TIF	Community Development	Modified Cash	Modified Accrual
3010	General Bond and Interest	Debt Service	30100100	General Bond and Interest	Interest Long Term Debt	Modified Cash	Modified Accrual
3060	Arena Bond Redemption	Debt Service	30600600	Arena Bond Redemption	Interest Long Term Debt	Modified Cash	Modified Accrual
3060	Multi-Project Bond Redemption	Debt Service	30620620	Multi-Project Bond Redemption	Interest Long Term Debt	Modified Cash	Modified Accrual
4010	Capital Improvements	Capital Projects	40100100	Capital Improvements	Other	Modified Cash	Modified Accrual
4011	Capital Lease	Capital Projects	40110147	FY 2023 Capital Lease	Interest Long Term Debt	Modified Cash	Modified Accrual
4011	Capital Lease	Capital Projects	40110149	FY 2024 Capital Lease	Interest Long Term Debt	Modified Cash	Modified Accrual
4011	Capital Lease	Capital Projects	40110151	FY 2025 Capital Lease	Interest Long Term Debt	Modified Cash	Modified Accrual
4011	Capital Lease	Capital Projects	40110153	FY 2026 Capital Lease	Interest Long Term Debt	Modified Cash	Modified Accrual
4011	Capital Lease	Capital Projects	40110155	FY 2027 Capital Lease	Interest Long Term Debt	Modified Cash	Modified Accrual
4011	Capital Lease	Capital Projects	40110157	FY 2028 Capital Lease	Interest Long Term Debt	Modified Cash	Modified Accrual
4012	Capital Improvement (Asphalt & Concrete)	Capital Projects	40120200	Capital Improvement (Asphalt & Concrete)	Other	Modified Cash	Modified Accrual
5010	Water	Enterprise	50100110	Water Administration	Water Utility	Modified Cash	Accrual
5010	Water	Enterprise	50100120	Water Transmission and Distribution	Water Utility	Modified Cash	Accrual
5010	Water	Enterprise	50100130	Water Purification	Water Utility	Modified Cash	Accrual
5010	Water	Enterprise	50100140	Lake Maintenance	Water Utility	Modified Cash	Accrual
5010	Water	Enterprise	50100150	Water Meter Service	Water Utility	Modified Cash	Accrual
5010	Water	Enterprise	50100160	Water Mechanical Maintenance	Water Utility	Modified Cash	Accrual
5110	Sewer	Enterprise	51101100	Sanitary Sewer Operations	Sewer Utility	Modified Cash	Accrual
5310	Storm Water	Enterprise	53103100	Storm Water Operations	Storm Water Utility	Modified Cash	Accrual
5440	Solid Waste	Enterprise	54404400	Solid Waste Management	Solid Waste	Modified Cash	Accrual
5560	Abraham Lincoln Parking	Enterprise	55605600	Abraham Lincoln Parking Deck	Downtown Parking-Proprietary	Modified Cash	Accrual
5560	Abraham Lincoln Parking	Enterprise	55605610	Abraham Lincoln Parking Deck-Capital Lease	Downtown Parking-Proprietary	Modified Cash	Accrual
5640	Golf	Enterprise	56406400	Golf Operations-Highland	Golf Courses	Modified Cash	Accrual
5640	Golf	Enterprise	56406410	Golf Operations-Prairie Vista	Golf Courses	Modified Cash	Accrual
5640	Golf	Enterprise	56406420	Golf Operations-Den at Fox Creek	Golf Courses	Modified Cash	Accrual
5710	City Arena	Enterprise	57107110	City Arena	City Arena	Modified Cash	Accrual
5710	Bloomington Arena	Enterprise	57107120	Bloomington Arena	Bloomington Arena	Modified Cash	Accrual
6015	Casualty Insurance	Internal Service	60150150	Casualty Insurance	Other	Modified Cash	Accrual
6020	Employee Health Insurance	Internal Service	60202110	Blue Cross/Blue Shield	Other	Modified Cash	Accrual
6020	Employee Health Insurance	Internal Service	60202220	2017 Blue Cross/Blue Shield	Other	Modified Cash	Accrual
6020	Employee Health Insurance	Internal Service	60202210	BCBS 600/1200	Other	Modified Cash	Accrual
6020	Employee Health Insurance	Internal Service	60202222	BCBS HAS	Other	Modified Cash	Accrual
6020	Employee Insurance & Benefits	Internal Service	60200230	Police Plan	Other	Modified Cash	Accrual
6020	Employee Insurance & Benefits	Internal Service	60200233	Health Alliance HMO	Other	Modified Cash	Accrual
6020	Employee Insurance & Benefits	Internal Service	60200235	Blue Cross/Blue Shield HMO	Other	Modified Cash	Accrual
6020	Employee Insurance & Benefits	Internal Service	60200240	Dental	Other	Modified Cash	Accrual
6020	Employee Insurance & Benefits	Internal Service	60200242	Enhanced Employee Dental	Other	Modified Cash	Accrual
6020	Employee Insurance & Benefits	Internal Service	60200250	Vision	Other	Modified Cash	Accrual
6020	Employee Insurance & Benefits	Internal Service	60200252	Enhanced Employee Vision	Other	Modified Cash	Accrual
6020	Employee Insurance & Benefits	Internal Service	60200290	Miscellaneous Benefits	Other	Modified Cash	Accrual
6028	Retiree Health Care	Internal Service	60280210	Blue Cross/Blue Shield	Other	Modified Cash	Accrual
6028	Retiree Health Care	Internal Service	60280221	BCBS 600/1200	Other	Modified Cash	Accrual
6028	Retiree Health Care	Internal Service	60280222	BCBS HAS	Other	Modified Cash	Accrual
6028	Retiree Health Care	Internal Service	60280230	Police Plan	Other	Modified Cash	Accrual
6028	Retiree Health Care	Internal Service	60280232	Health Alliance HMO	Other	Modified Cash	Accrual
6028	Retiree Health Care	Internal Service	60280233	Blue Cross/Blue Shield HMO	Other	Modified Cash	Accrual
6028	Retiree Health Care	Internal Service	60280240	Dental	Other	Modified Cash	Accrual
6028	Retiree Health Care	Internal Service	60280242	Enhanced Employee Dental	Other	Modified Cash	Accrual
6028	Retiree Health Care	Internal Service	60280250	Vision	Other	Modified Cash	Accrual
6028	Retiree Health Care	Internal Service	60280252	Enhanced Employee Vision	Other	Modified Cash	Accrual
6028	Retiree Health Care	Internal Service	60280260	Medical Supplies	Other	Modified Cash	Accrual
6028	Retiree Health Care	Internal Service	60280290	Miscellaneous Benefits	Other	Modified Cash	Accrual
7210	J.M. Scott Health Care	Fiduciary	72102100	J.M. Scott Health Care	Health and Welfare	Modified Cash	Accrual

CITY OF BLOOMINGTON, IL
Revenue
FY 2023 Adopted Budget vs FY 2024 Adopted Budget

Fund	FY 2023 Adopted Budget	FY 2024 Adopted Budget	Dollar Increase/(Decrease)	Percentage Increase/(Decrease)
General Fund:				
General Fund ¹	\$ 122,311,750	\$ 129,075,038	\$ 6,763,288	5.53%
General Fund Total:	\$ 122,311,750	\$ 129,075,038	\$ 6,763,288	5.53%
Special Revenue:				
Motor Fuel Tax ¹	\$ 25,205,000	\$ 26,693,600	\$ 1,488,600	5.91%
Board of Elections ¹	\$ 1,248,012	\$ 688,372	\$ (559,640)	-44.84%
Drug Enforcement ¹	\$ 248,250	\$ 228,450	\$ (19,800)	-7.98%
Community Development	\$ 1,838,271	\$ 1,711,392	\$ (126,879)	-6.90%
IDHA	\$ 902,134	\$ 293,650	\$ (608,484)	-67.45%
Library	\$ 9,069,231	\$ 12,276,961	\$ 3,207,730	35.37%
Park Dedication ¹	\$ 52,779	\$ 30,000	\$ (22,779)	-43.16%
Empire St. Corridor TIF	\$ 402,664	\$ 561,998	\$ 159,334	39.57%
Downtown Southwest TIF	\$ 5,070	\$ 10,130	\$ 5,060	99.81%
Downtown East Washington TIF	\$ 60,000	\$ 87,386	\$ 27,386	45.64%
Special Revenue Total:	\$ 39,031,411	\$ 42,581,939	\$ 3,550,528	9.10%
Debt Service:				
General Bond & Interest ¹	\$ 3,590,071	\$ 3,496,714	\$ (93,357)	-2.60%
Arena Bond Redemption	\$ 1,738,468	\$ 1,868,451	\$ 129,983	7.48%
Multi-Project Bond Redemption	\$ 1,156,475	\$ 1,234,288	\$ 77,813	6.73%
Debt Service Total:	\$ 6,485,013	\$ 6,599,453	\$ 114,439	1.76%
Capital Project:				
Capital Improvement ¹	\$ 4,230,366	\$ 5,612,000	\$ 1,381,634	32.66%
Capital Lease	\$ 3,628,844	\$ 2,930,675	\$ (698,169)	-19.24%
Capital Improvement (Asphalt & Concrete) ¹	\$ 7,000,000	\$ 10,000,000	\$ 3,000,000	42.86%
Capital Project Total:	\$ 14,859,210	\$ 18,542,675	\$ 3,683,465	24.79%
Enterprise:				
Water Fund ¹	\$ 26,238,252	\$ 27,795,003	\$ 1,556,750	5.93%
Sewer Fund ¹	\$ 11,561,675	\$ 12,229,684	\$ 668,009	5.78%
Storm Water Fund ¹	\$ 7,839,853	\$ 8,446,869	\$ 607,016	7.74%
Solid Waste Fund	\$ 8,194,055	\$ 8,563,100	\$ 369,046	4.50%
Abraham Lincoln Parking Deck	\$ 975,805	\$ 1,485,000	\$ 509,195	52.18%
Golf Courses	\$ 2,776,522	\$ 3,885,815	\$ 1,109,293	39.95%
Bloomington Arena Fund ¹	\$ 7,852,176	\$ 11,302,940	\$ 3,450,764	43.95%
Enterprise Total:	\$ 65,438,337	\$ 73,708,411	\$ 8,270,073	12.64%
Internal Service Fund:				
Casualty Insurance	\$ 5,011,346	\$ 5,210,057	\$ 198,711	3.97%
Employee Insurance and Benefits ¹	\$ 12,978,511	\$ 11,797,100	\$ (1,181,411)	-9.10%
Employee Retiree Group Healthcare ¹	\$ 1,985,973	\$ 1,829,455	\$ (156,518)	-7.88%
Internal Service Fund Total:	\$ 19,975,829	\$ 18,836,612	\$ (1,139,217)	-5.70%
Fiduciary:				
John M. Scott Healthcare Services ¹	\$ 1,000,335	\$ 790,443	\$ (209,892)	-20.98%
Fiduciary Fund Total:	\$ 1,000,335	\$ 790,443	\$ (209,892)	-20.98%
Total:	\$ 269,101,886	\$ 290,134,570	\$ 21,032,684	7.82%

¹ - Includes use of Fund Balance in FY 2024

CITY OF BLOOMINGTON, IL
Expenditures
FY 2023 Adopted Budget vs FY 2024 Adopted Budget

Fund	FY 2023 Adopted Budget	FY 2024 Adopted Budget	Dollar Increase/(Decrease)	Percentage Increase/(Decrease)
General Fund:				
General Fund	\$ 122,311,750	\$ 129,075,038	\$ 6,763,288	5.53%
General Fund Total:	\$ 122,311,750	\$ 129,075,038	\$ 6,763,288	5.53%
Special Revenue:				
Motor Fuel Tax	\$ 25,205,000	\$ 26,693,600	\$ 1,488,600	5.91%
Board of Elections	\$ 1,248,012	\$ 688,372	\$ (559,640)	-44.84%
Drug Enforcement	\$ 248,250	\$ 228,450	\$ (19,800)	-7.98%
Community Development	\$ 1,838,271	\$ 1,711,392	\$ (126,879)	-6.90%
IDHA	\$ 902,134	\$ 293,650	\$ (608,484)	-67.45%
Library ¹	\$ 9,069,231	\$ 12,276,961	\$ 3,207,730	35.37%
Park Dedication	\$ 52,779	\$ 30,000	\$ (22,779)	-43.16%
Empire Street Corridor TIF ¹	\$ 402,664	\$ 561,998	\$ 159,334	39.57%
Downtown Southwest TIF ¹	\$ 5,070	\$ 10,130	\$ 5,060	99.81%
Downtown East Washington TIF ¹	\$ 60,000	\$ 87,386	\$ 27,386	45.64%
Special Revenue Total:	\$ 39,031,411	\$ 42,581,939	\$ 3,550,528	9.10%
Debt Service:				
General Bond and Interest	\$ 3,590,071	\$ 3,496,714	\$ (93,357)	-2.60%
Arena Bond Redemption ¹	\$ 1,738,468	\$ 1,868,451	\$ 129,983	7.48%
Multi-Project Bond Redemption ¹	\$ 1,156,475	\$ 1,234,288	\$ 77,813	6.73%
Debt Service Total:	\$ 6,485,013	\$ 6,599,453	\$ 114,439	1.76%
Capital Project:				
Capital Improvement	\$ 4,230,366	\$ 5,612,000	\$ 1,381,634	32.66%
Capital Lease	\$ 3,628,844	\$ 2,930,675	\$ (698,169)	-19.24%
Capital Improvement (Asphalt & Concrete)	\$ 7,000,000	\$ 10,000,000	\$ 3,000,000	42.86%
Capital Project Total:	\$ 14,859,210	\$ 18,542,675	\$ 3,683,465	24.79%
Enterprise:				
Water Fund	\$ 26,238,252	\$ 27,795,003	\$ 1,556,750	5.93%
Sewer Fund	\$ 11,561,675	\$ 12,229,684	\$ 668,009	5.78%
Storm Water Fund	\$ 7,839,853	\$ 8,446,869	\$ 607,016	7.74%
Solid Waste ¹	\$ 8,194,055	\$ 8,563,100	\$ 369,046	4.50%
Abraham Lincoln Parking Deck ¹	\$ 975,805	\$ 1,485,000	\$ 509,195	52.18%
Golf Courses	\$ 2,776,522	\$ 3,885,815	\$ 1,109,293	39.95%
Bloomington Arena Fund	\$ 7,852,176	\$ 11,302,940	\$ 3,450,764	43.95%
Enterprise Total:	\$ 65,438,337	\$ 73,708,411	\$ 8,270,073	12.64%
Internal Service Fund:				
Casualty Insurance ¹	\$ 5,011,346	\$ 5,210,057	\$ 198,711	3.97%
Employee Insurance and Benefits	\$ 12,978,511	\$ 11,797,100	\$ (1,181,411)	-9.10%
Employee Retiree Group Healthcare	\$ 1,985,973	\$ 1,829,455	\$ (156,518)	-7.88%
Internal Service Fund Total:	\$ 19,975,829	\$ 18,836,612	\$ (1,139,217)	-5.70%
Fiduciary:				
John M. Scott Healthcare Services	\$ 1,000,335	\$ 790,443	\$ (209,892)	-20.98%
Fiduciary Fund Total:	\$ 1,000,335	\$ 790,443	\$ (209,892)	-20.98%
Total:	\$ 269,101,886	\$ 290,134,570	\$ 21,032,684	7.82%

¹ - Includes contribution to Fund Balance in FY 2024

CITY OF BLOOMINGTON, IL
FY 2024 PROPOSED BUDGET
Summary of Revenues - All Funds

	FY 2022 Actual	FY 2023 Adopted	FY 2023 Projected	FY 2024 Adopted	Increase (Decrease) 2024 Adopted Budget vs. 2023 Adopted Budget	% change
Revenue (By Source)						
Property Taxes	\$ 26,186,559	\$ 27,254,285	\$ 27,320,450	\$ 29,234,034	\$ 1,979,750	7.3% 1
Home Rule & State Sales Taxes	\$ 46,150,796	\$ 44,810,298	\$ 48,977,812	\$ 47,000,000	\$ 2,189,702	4.9% 2
Other Taxes	\$ 45,619,260	\$ 37,509,716	\$ 46,271,109	\$ 40,366,989	\$ 2,857,273	7.6% 3
License & Permits	\$ 1,840,618	\$ 1,581,545	\$ 1,726,283	\$ 1,662,811	\$ 81,266	5.1%
Intergovernmental Revenue	\$ 16,742,772	\$ 21,111,998	\$ 21,301,276	\$ 11,572,379	\$ (9,539,619)	-45.2% 4
Charges for Services	\$ 69,443,559	\$ 73,253,933	\$ 74,536,806	\$ 78,569,065	\$ 5,315,132	7.3% 5
Fines & Forfeitures	\$ 1,796,652	\$ 1,177,500	\$ 1,662,350	\$ 1,607,500	\$ 430,000	36.5% 6
Investment Income	\$ (225,090)	\$ 1,308,111	\$ 1,533,738	\$ 4,095,065	\$ 2,786,954	213.1% 7
Miscellaneous Revenue	\$ 1,632,794	\$ 9,641,245	\$ 23,235,860	\$ 11,404,475	\$ 1,763,230	18.3% 8
Sale of Capital Assets	\$ 99,135	\$ 43,549	\$ 19,252	\$ 31,175	\$ (12,374)	-28.4%
Capital Lease Proceeds	\$ -	\$ 3,628,844	\$ 1,467,132	\$ 2,930,675	\$ (698,169)	-19.2% 9
Contribution Revenue	\$ 148,864	\$ 75,503	\$ 135,706	\$ 50,503	\$ (25,000)	-33.1%
Transfers In	\$ 22,226,853	\$ 14,614,664	\$ 19,837,319	\$ 17,863,778	\$ 3,249,113	22.2% 10
Use of Fund Balance	\$ -	\$ 33,090,695	\$ 7,732,062	\$ 43,746,121	\$ 10,655,426	32.2% 11
Total Revenue:	\$ 231,662,773	\$ 269,101,886	\$ 275,757,155	\$ 290,134,570	\$ 21,032,685	7.82%
Revenue (By Fund Type)						
General	\$ 133,401,354	\$ 122,311,750	\$ 128,654,645	\$ 129,075,038	\$ 6,763,288	5.5% 1, 2, 3, 5
Special Revenue	\$ 13,620,901	\$ 39,031,411	\$ 31,989,415	\$ 42,581,939	\$ 3,550,528	9.1% 11
Debt Service	\$ 5,586,752	\$ 6,485,013	\$ 6,651,393	\$ 6,599,453	\$ 114,439	1.8%
Capital Projects	\$ 15,033,972	\$ 14,859,210	\$ 24,533,456	\$ 18,542,675	\$ 3,683,465	24.8% 12
Enterprise	\$ 47,058,653	\$ 65,438,337	\$ 63,818,571	\$ 73,708,411	\$ 8,270,073	12.6% 5
Internal Service	\$ 17,591,257	\$ 19,975,829	\$ 19,109,213	\$ 18,836,612	\$ (1,139,217)	-5.7% 13
Fiduciary	\$ (630,116)	\$ 1,000,335	\$ 1,000,463	\$ 790,443	\$ (209,892)	-21.0% 14
Total Revenue:	\$ 231,662,773	\$ 269,101,886	\$ 275,757,155	\$ 290,134,570	\$ 21,032,684	7.82%

Explanation of Significant Revenue Variances

1. Property Tax increase by \$1.4M to help cover Police & Fire Pension payments, Library increasing by \$400K to help pay for expansion project debt and operations due to larger facility.
2. Home Rule and State Sales increase due to "Level the Playing Field Legislation" in Illinois,
3. Other Taxes raised due to increased Income, Replacement Tax revenues (tax code), and Local Taxes increasing.
4. Intergovernmental decrease as FY 2023 included \$6.7M for ARPA, \$500K State Grant for Creativity Center, no IEPA loans and \$600K for possible Fire Grant for equipment.
5. Charges for Services increase in Ambulance Fee revenues (GEMT), Arena (Entertainment Division) hopes to have a full year of activity, annual 3% increase for sewer, storm water and solid waste services.
6. Increase in Fine & Forfeitures revenues due to a full year of penalties budgeted for water, sewer, storm & solid waste. These were not charged during COVID.
7. Investment Income increase driven by a sharp increase in interest rates and investment advisor impact.
8. Miscellaneous revenues increase due to showing Bond Proceeds for Sewer & Storm for Phase 1 Construction of East Street Basin.
9. Decrease in Capital Lease Proceeds as City continues to lessen borrowing to purchase machinery, equipment and vehicles. Only departments planned to utilize a capital lease in FY 2024 are Sewer and Solid Waste Funds.
10. Increase in Transfers in related to Capital Improvement Fund (+670K), Asphalt & Concrete (+1M), Lincoln Parking (+465K), Golf (+1.25M).
11. Increase in Special Revenues due to Use of Fund Balance for State MFT (+2M), Library Property Tax (+400K), Library State Grant proceeds for expansion project (+4.9M).
12. Asphalt & Concrete Fund has a 1M transfer from GF, utilize 2M ARPA fund reserves-all for additional street resurfacing and sidewalk work.
13. Internal Service Fund decrease driven by lower insurance cost to City as provider was changed during FY 2023.
14. Fiduciary Fund revenue estimates for market return on investments lowered.

CITY OF BLOOMINGTON, IL
FY 2024 PROPOSED BUDGET
Summary of Expenditures - All Funds

	FY 2022 Actual	FY 2023 Adopted	FY 2023 Projected	FY 2024 Adopted	Increase/ (Decrease) 2024 Adopted Budget vs. 2023 Adopted Budget	% change
Expenditures (By Classification)						
Salaries	\$ 54,838,904	\$ 58,034,667	\$ 58,545,769	\$ 63,232,436	\$ 5,197,769	9.0% 1
Benefits	\$ 16,815,135	\$ 17,335,530	\$ 16,122,401	\$ 16,798,150	\$ (537,380)	-3.1% 2
Contractuals	\$ 48,496,995	\$ 51,371,561	\$ 52,192,454	\$ 56,939,249	\$ 5,567,688	10.8% 3
Commodities	\$ 14,763,222	\$ 18,627,947	\$ 19,315,765	\$ 19,152,674	\$ 524,727	2.8% 4
Capital Expenditures	\$ 61,086,665	\$ 62,692,654	\$ 37,949,042	\$ 73,449,711	\$ 10,757,057	17.2% 5
Principal Expense	\$ 10,137,700	\$ 10,018,828	\$ 9,781,955	\$ 9,766,947	\$ (251,880)	-2.5% 6
Interest Expense	\$ 1,776,592	\$ 1,577,645	\$ 2,012,576	\$ 2,268,090	\$ 690,445	43.8% 7
Intergovernmental	\$ 18,289,661	\$ 17,845,149	\$ 18,148,583	\$ 16,884,460	\$ (960,689)	-5.4% 8
Other	\$ 5,074,058	\$ 16,983,240	\$ 41,851,291	\$ 13,779,074	\$ (3,204,166)	-18.9% 9
Transfers Out	\$ 22,226,853	\$ 14,614,664	\$ 19,837,319	\$ 17,863,778	\$ 3,249,113	22.2% 10
Total Expenditures:	\$ 253,505,785	\$ 269,101,886	\$ 275,757,155	\$ 290,134,570	\$ 21,032,684	7.8%
Expenditures (By Fund)						
General	\$ 121,649,706	\$ 122,311,750	\$ 128,654,645	\$ 129,075,038	\$ 6,763,288	5.5% 1, 3, 4, 7,
Special Revenue	\$ 29,387,450	\$ 39,031,411	\$ 31,989,415	\$ 42,581,939	\$ 3,550,528	9.1% 11
Debt Service	\$ 5,538,651	\$ 6,485,013	\$ 6,651,393	\$ 6,599,453	\$ 114,439	1.8%
Capital Projects	\$ 24,220,963	\$ 14,859,210	\$ 24,533,456	\$ 18,542,675	\$ 3,683,465	24.8% 5
Enterprise	\$ 53,952,860	\$ 65,438,337	\$ 63,818,571	\$ 73,708,411	\$ 8,270,073	12.6% 1, 5
Internal Service	\$ 17,976,208	\$ 19,975,829	\$ 19,109,213	\$ 18,836,612	\$ (1,139,217)	-5.7% 12
Fiduciary	\$ 779,947	\$ 1,000,335	\$ 1,000,463	\$ 790,443	\$ (209,892)	-21.0%
Total Expenditures:	\$ 253,505,785	\$ 269,101,886	\$ 275,757,155	\$ 290,134,570	\$ 21,032,684	7.8%

Explanation of Significant Expenditure Variances

1. Increase due to addition of 22 full-time employees compared to FY 2023 Adopted Budget. In addition, the City has 11 unions and a classified employee group that receives annual increases.
2. Benefit decrease due to drop in IMRF rate that City pays in calendar 2023 compared to calendar 2022.
3. Contractuals increasing due to I.T. software maintenance, Government Center Maintenance, 3M for Systemwide Potable Water Distribution Improvements Final Design, and +1.2M for Arena Entertainment Division Artist Fees as planning for a full year of activity.
4. +375K for Fuel cost compared to FY 2023 Adopted Budget.
5. Capital projects in all funds increasing by 12.8M over FY 2023.
6. Principal declining as this will be the 4th year that the City is paying cash for equipment in the General Fund.
7. Interest increasing due to interest payments for Library and O'Neil Pool projects.
8. Intergovernmental expenses decreased as Connect Transit reduced funding request for FY 2024 by (475K overall).
9. Other decreases mainly due to no ARPA in the FY 2024 Budget.
10. Increase in Transfers in related to Capital Improvement Fund (+670K), Asphalt & Concrete (+1M), Lincoln Parking (+465K), Golf (+1.25M).
11. Increase in Special Revenues due to Use of Fund Balance for State MFT (+2M), Library Property Tax (+400K), Library State Grant proceeds for expansion project (+4.9M).
12. Internal Service Fund decrease driven by lower insurance cost to City as provider was changed during FY 2023.

CITY OF BLOOMINGTON, IL
FY 2024
ADOPTED BUDGET
SUMMARY OF REVENUES, EXPENDITURES AND CHANGE IN FUND BALANCES BY FUND
(ALL FIGURES PROVIDED ARE ESTIMATES)

Fund	Budgetary Fund Balance 4/30/2022	FY 2023 Projected Revenues	FY 2023 Projected Expenditures	Projected Budgetary Fund Balance 4/30/2023 ^A	Projected Fund Balance Percent	FY 2024 Adopted Revenues	FY 2024 Adopted Expenditures	Net Changes to Fund Balance ^B	Projected Fund Balance Ending 4/30/2024	Projected Fund Balance Percent	Projected Fund Balance Change 23-24
General Fund	\$ 36,560,475	\$ 128,654,645	\$ 124,209,919	\$ 41,005,202	33.01%	\$ 129,075,038	\$ 129,075,038	\$ (3,435,307)	\$ 37,569,895	29.11%	\$ -8,386
General Fund Total:	\$ 36,560,475	\$ 128,654,645	\$ 124,209,919	\$ 41,005,202	33.01%	\$ 129,075,038	\$ 129,075,038	\$ (3,435,307)	\$ 37,569,895	29.11%	\$ -8,386
Special Revenue:											
Motor Fuel Tax	\$ 20,766,561	\$ 4,426,756	\$ 3,675,981	\$ 21,517,336	585.35%	\$ 26,693,600	\$ 26,693,600	\$ (21,498,393)	\$ 18,943	0.07%	\$ -99,914
Board of Elections	\$ 973,732	\$ 599,560	\$ 956,949	\$ 615,343	64.30%	\$ 688,372	\$ 688,372	\$ (49,935)	\$ 565,408	82.14%	\$ -8,114
Drug Enforcement	\$ 1,205,329	\$ 105,500	\$ 167,250	\$ 1,143,579	683.75%	\$ 228,450	\$ 228,450	\$ (117,950)	\$ 1,025,629	448.95%	\$ -10,314
Community Development	\$ (169,445)	\$ 1,618,419	\$ 1,618,419	\$ (169,445)	-10.47%	\$ 1,711,392	\$ 1,711,392	\$ -	\$ (169,445)	-9.90%	\$ 0.00%
IHDA Single Family Owner Occupied Rehabilitation	\$ (56,668)	\$ 790,947	\$ 790,947	\$ (56,668)	100.00%	\$ 293,650	\$ 293,650	\$ -	\$ (56,668)	-19.30%	\$ 0.00%
Library	\$ (16,312,992)	\$ 22,842,310	\$ 8,758,514	\$ (2,229,197)	-25.45%	\$ 12,261,961	\$ 12,261,961	\$ 4,815,584	\$ 2,586,387	21.09%	\$ -216,022
Library Fixed Asset	\$ 915,633	\$ 52,500	\$ 258,666	\$ 709,467	274.28%	\$ 15,000	\$ 15,000	\$ 15,000	\$ 724,467	4829.78%	\$ 2,114
Park Dedication	\$ 374,933	\$ 392,987	\$ 1,000	\$ 795,820	76681.89%	\$ 30,000	\$ 30,000	\$ (1,767)	\$ 765,053	2550.18%	\$ -0,233
Empire St. Corridor TIF	\$ 375,948	\$ 498,722	\$ 396,470	\$ 478,198	120.61%	\$ 561,998	\$ 561,998	\$ 288,498	\$ 766,696	0.00%	\$ 0.00%
Downtown Southwest TIF	\$ (225,808)	\$ 7,299	\$ -	\$ (218,510)	0.00%	\$ 10,130	\$ 10,130	\$ 7,730	\$ (210,780)	0.00%	\$ -3,542
Downtown East Washington TIF	\$ (204,680)	\$ 43,711	\$ 37,984	\$ (198,953)	-523.78%	\$ 87,386	\$ 87,386	\$ 15,077	\$ (183,876)	0.00%	\$ -7,582
Special Revenue Total:	\$ 7,642,540	\$ 31,377,610	\$ 16,662,180	\$ 22,357,970	134.18%	\$ 42,581,939	\$ 42,581,939	\$ (16,526,156)	\$ 5,831,814	13.70%	\$ -73,922
Debt Service:											
General Bond and Interest	\$ 2,777,041	\$ 3,747,900	\$ 3,079,654	\$ 3,445,287	111.87%	\$ 3,496,714	\$ 3,496,714	\$ (832,657)	\$ 2,612,630	74.72%	\$ -24,172
Arena Bond Redemption	\$ 1,651,034	\$ 1,747,018	\$ 1,689,818	\$ 1,708,234	101.09%	\$ 1,868,451	\$ 1,868,451	\$ 129,983	\$ 1,838,218	98.38%	\$ 7,614
Multi-Project Bond Redemption	\$ 1,132,067	\$ 1,138,340	\$ 1,156,475	\$ 1,113,932	96.32%	\$ 1,234,288	\$ 1,234,288	\$ 98,548	\$ 1,212,480	98.23%	\$ 8,852
Debt Service Total:	\$ 5,560,142	\$ 6,633,258	\$ 5,925,947	\$ 6,267,453	105.76%	\$ 6,599,453	\$ 6,599,453	\$ (604,125)	\$ 5,663,328	85.82%	\$ -9,642
Capital Projects:											
Capital Improvement	\$ (5,201,321)	\$ 11,935,567	\$ 5,182,637	\$ 1,551,609	29.94%	\$ 5,612,000	\$ 5,612,000	\$ (1,492,000)	\$ 59,609	1.06%	\$ -96,162
Capital Lease	\$ (2,453,570)	\$ 1,467,132	\$ 1,467,132	\$ (2,453,570)	-167.24%	\$ 2,930,675	\$ 2,930,675	\$ -	\$ (2,453,570)	-83.72%	\$ 0.00%
Capital Improvement (Asphalt & Concrete)	\$ 1,012,596	\$ 11,130,757	\$ 9,000,000	\$ 3,143,353	34.93%	\$ 10,000,000	\$ 10,000,000	\$ (2,043,550)	\$ 1,099,803	11.00%	\$ -65,012
Capital Project Total:	\$ (6,642,295)	\$ 24,533,456	\$ 15,649,769	\$ 2,241,392	14.32%	\$ 18,542,675	\$ 18,542,675	\$ (3,535,550)	\$ (1,294,158)	-6.98%	\$ -157,742
Enterprise:											
Water	\$ 19,124,882	\$ 20,705,818	\$ 26,001,513	\$ 13,829,188	53.19%	\$ 27,795,003	\$ 27,795,003	\$ (10,700,738)	\$ 3,128,450	11.26%	\$ -77,382
Sewer	\$ 232,751	\$ 11,625,822	\$ 10,743,852	\$ 1,114,731	10.38%	\$ 12,229,684	\$ 12,229,684	\$ (71,684)	\$ 1,043,047	8.53%	\$ -6,432
Storm Water	\$ 389,285	\$ 7,752,122	\$ 6,597,513	\$ 1,543,894	23.40%	\$ 8,446,869	\$ 8,446,869	\$ (179,369)	\$ 1,364,525	15.15%	\$ -11,622
Solid Waste	\$ 2,423,452	\$ 8,429,000	\$ 7,733,168	\$ 3,119,283	40.34%	\$ 8,563,100	\$ 8,563,100	\$ 43,577	\$ 3,162,859	36.94%	\$ 1,402
Abraham Lincoln Parking Deck	\$ 11,542	\$ 1,022,177	\$ 953,560	\$ 80,159	8.41%	\$ 1,485,000	\$ 1,485,000	\$ 15,720	\$ 95,879	6.46%	\$ 0.00%
Golf Courses	\$ 196,068	\$ 3,350,745	\$ 3,350,745	\$ 196,068	5.85%	\$ 3,885,815	\$ 3,885,815	\$ -	\$ 196,068	5.05%	\$ 0.00%
Bloomington Arena	\$ 2,071,983	\$ 5,645,047	\$ 4,166,025	\$ 3,551,005	85.24%	\$ 11,302,940	\$ 11,302,940	\$ (3,066,416)	\$ 484,589	4.29%	\$ -86,352
Enterprise Total:	\$ 24,449,975	\$ 58,530,731	\$ 59,546,378	\$ 23,434,327	39.35%	\$ 73,708,411	\$ 73,708,411	\$ (13,958,911)	\$ 9,475,417	12.86%	\$ -59,572
Internal Service Fund:											
Casualty Insurance	\$ 2,819,319	\$ 5,056,296	\$ 5,183,762	\$ 2,691,853	51.93%	\$ 5,210,057	\$ 5,210,057	\$ 34,659	\$ 2,726,512	52.33%	\$ 1,292
Employee Insurance and Benefits	\$ 1,994,298	\$ 11,936,801	\$ 12,102,301	\$ 1,828,798	15.11%	\$ 11,797,100	\$ 11,797,100	\$ (140,000)	\$ 1,688,798	14.32%	\$ -7,662
Employee Retiree Group Healthcare	\$ 386,534	\$ 1,813,100	\$ 1,823,150	\$ 376,484	20.65%	\$ 1,829,455	\$ 1,829,455	\$ (18,355)	\$ 360,129	19.69%	\$ -4,342
Internal Service Fund Total:	\$ 5,200,152	\$ 18,806,197	\$ 19,109,213	\$ 4,897,136	25.63%	\$ 18,836,612	\$ 18,836,612	\$ (121,696)	\$ 4,775,439	25.35%	\$ -2,492
Fiduciary:											
JM Scott Total	\$ 15,858,475	\$ (488,449)	\$ 1,000,463	\$ 14,369,563	1436.29%	\$ 790,443	\$ 790,443	\$ (100,000)	\$ 14,269,563	1805.26%	\$ -0,702
Fiduciary Fund Total:	\$ 15,858,475	\$ (488,449)	\$ 1,000,463	\$ 14,369,563	1436.29%	\$ 790,443	\$ 790,443	\$ (100,000)	\$ 14,269,563	1805.26%	\$ -0,702
Total:	\$ 88,629,464	\$ 268,047,447	\$ 242,103,867	\$ 114,573,043	47.32%	\$ 290,134,570	\$ 290,134,570	\$ (38,281,745)	\$ 76,291,298	26.30%	\$ -33,412

A Budgetary Fund Balance is similar to cash basis except short term payables and receivables are taken into account.
B Net use of fund balance column depicts uses or additions to fund balance reserves.

City of Bloomington, Illinois
FY 2024 Proposed Budget Fund Balance Notes
For projected changes of 10% or higher or with negative balances

1. **Motor Fuel Tax** – Fund balance has been accumulating for major capital projects and \$26.7M is budgeted to be spent in fiscal FY 2024.
2. **Drug Enforcement** – Accumulated funds earned through drug seizures will be spent in accordance with federal guidelines which include DUI enforcement.
3. **Library** – Planned addition to fund balance as state grant for expansion project will be received as work is completed.
4. **General Bond & Interest** – Planned use of fund balance for bond payments. City maintains a one-year balance for the next year’s bond payments.
5. **Capital Improvement** – Planned use of fund balance for capital projects.
6. **Capital Improvement (Asphalt & Concrete)** – Planned use of reserves for road resurfacing and sidewalk repairs.
7. **Water Fund** – Accumulating fund balance will decrease while completing critical capital water projects and replacing machinery and equipment.
8. **Storm Water** – Accumulating fund balance will decrease while completing critical capital water projects and replacing machinery and equipment.
9. **Bloomington Arena** – Planned use of fund balance for operations, maintenance, repairs, and projects including replacement of the HVAC Roof Top Units (RTU’s).

This page intentionally left blank



REVENUE SUMMARY



REVENUE SUMMARY

- Major Revenue Analysis
- Municipal Tax Rate Comparison
- Revenue Comparison by Department/Fund
- Statement of Adopted Property Tax Levy

Major Revenue Analysis

This section of the document provides detail and discussion on each of the City’s twenty-five major sources of revenue. These revenues totaling \$198.1 million are 68.28% (80.4% when Use of Fund Balance is omitted) of total city revenue. Another 16.64% are miscellaneous revenues which include charges for services, miscellaneous fees, and reimbursements for City expenditures which are not specifically addressed in this section. The remaining 15.1% is the proposed use of fund balance or savings mainly used for capital projects. The following table summarizes major revenue sources:

Source	FY 2022 Actual	FY 2023 Projected	FY 2024 Adopted	Percentage to total revenue
Property Tax Levy	\$26,186,559	\$27,320,450	\$29,234,034	10.08%
Home Rule Sales Tax	\$27,686,817	\$29,847,434	\$28,500,000	9.82%
State Sales Tax	\$18,058,392	\$18,690,378	\$18,000,000	6.20%
Transfers In	\$22,226,853	\$19,837,319	\$17,863,778	6.16%
Grants/Other Agencies	\$5,176,264	\$18,765,514	\$9,040,300	3.12%
Water Utility	\$14,819,307	\$14,750,000	\$15,000,000	5.17%
Income Tax	\$12,362,958	\$12,235,154	\$10,000,000	3.45%
Ambulance Fee	\$5,386,269	\$9,000,000	\$9,000,000	3.10%
Solid Waste Refuse Fee	\$7,672,234	\$7,975,000	\$8,175,000	2.82%
Sewer Fee	\$7,572,179	\$7,750,000	\$7,900,000	2.72%
Utility Tax	\$5,894,732	\$6,124,085	\$5,964,354	2.06%
Capital Lease Loan Proceeds	(\$3,162)	\$1,467,132	\$2,930,675	1.01%
Food & Beverage Tax	\$5,141,891	\$5,328,513	\$5,100,000	1.76%
Storm Water Fee	\$4,007,951	\$4,075,000	\$4,175,000	1.44%
Local Motor Fuel Tax	\$4,003,787	\$4,097,951	\$4,000,000	1.38%
Golf Operations	\$2,223,010	\$3,350,745	\$3,885,815	1.34%
Local Use Tax	\$3,011,437	\$3,167,151	\$3,100,000	1.07%
Motor Fuel Tax	\$3,054,037	\$3,000,000	\$3,000,000	1.03%
Replacement Tax	\$5,643,885	\$5,887,106	\$3,000,000	1.03%
Fleet Charges	\$2,495,684	\$2,720,274	\$2,828,080	0.97%
Franchise Fee	\$1,952,614	\$1,910,026	\$1,922,636	0.66%
Hotel & Motel Tax	\$2,135,307	\$1,926,810	\$1,750,000	0.60%
Vehicle Use Tax	\$1,445,994	\$1,336,916	\$1,300,000	0.45%
Video Gaming Tax	\$1,217,547	\$1,276,404	\$1,300,000	0.45%
Amusement Tax	\$1,009,507	\$1,169,806	\$1,140,000	0.39%
Total Major Revenue	\$190,382,055	\$213,009,166	\$198,109,671	68.28%
Other Revenue	\$41,280,718	\$55,015,926	\$48,278,778	16.64%
Use of Fund Balance	\$0	\$7,732,062	\$43,746,121	15.08%
Total All Revenues	\$231,662,773	\$275,757,155	\$290,134,570	100.00%

Revenue Projection Approach -All revenue accounts are projected by the Finance Department and carefully reviewed by the City Budget Review Committee. The Committee consists of the City Manager, Deputy City Manager, Finance Director, and the Budget Manager. The City projects annual revenues five years into the future using an analytical and objective process.

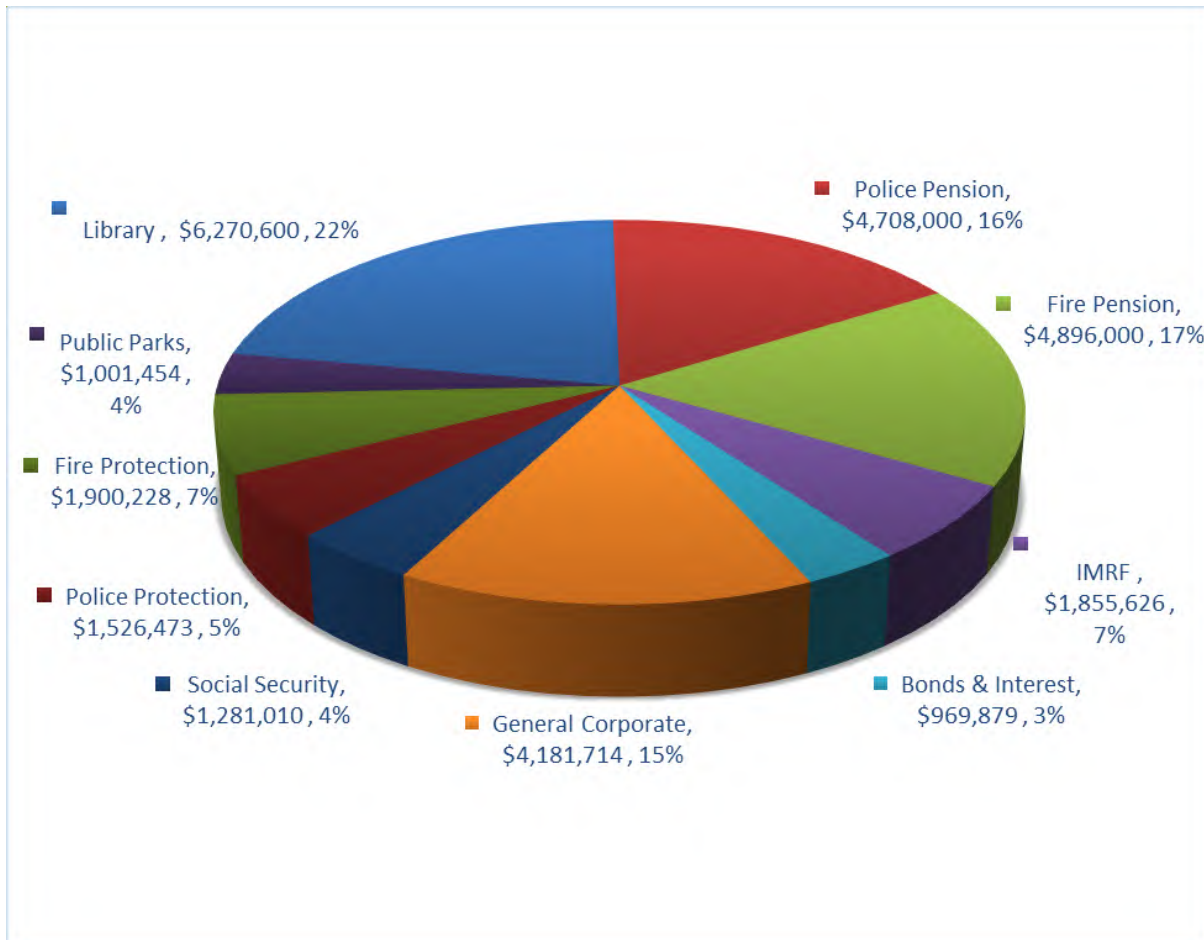
This process includes the examination of local, state (Illinois Municipal League) and national economic forecasts, in addition to legislative issues and rate changes when applicable. The City closely reviews historical data and trends, leading indicators, and specific performance of retail, including any new businesses or entities that may have opened or closed during the previous budget year. All City revenues are estimated in a conservative manner. The Finance Department reviews revenue and expense data monthly for adjustments that may need to occur during the fiscal year.

Bloomington’s Calendar 2022 (FY 2024) Adopted Property Tax Levy

The tax rate resulting from the 2022 adopted tax levy is 1.39541 which is 0.00495 higher than the property tax rate from the 2021 tax levy. The council approved \$28,590,984 for the 2022 levy which incorporates an additional \$1,400,000 allotment compared to the previous year to the City’s Police & Fire Pension Funds and \$401,769 increase in the overall property tax levy to fund the Library, of which approximately \$1,085,000 will be to fund the Library Expansion annually for the next 20 years.

Property taxes are used for a variety of purposes and the amounts levied are governed by various policies. In the 2022 adopted tax levy, pension funding needs account for 40% of the total City and Library Tax Levy. This amount is based on actuarial recommendations for each of the three Pension Funds. The Library Levy comprises 22% of the total Levy and serves as the primary revenue source for the Library. Bond and Interest expenditures are 3.5% of the total. The remaining 34.5% is spread throughout the general corporate fund. The graph below shows the amount of the levy adopted by the City Council and how it is allocated to different purposes.

**Calendar 2022 (FY 2024) Property Tax Levy
\$28,590,984**




Home Rule Sales Tax

Background – Home Rule Units (cities with elected officials and more than 25,000 people) have the authority to impose a tax upon all persons who are in the business of selling tangible personal property at retail in their jurisdiction. The Home Rule Sales Tax rate is decided by the City however the actual revenue is collected by the State. The 2.50% rate does not apply to groceries, drugs, and personal property licensed through the Secretary of State's Office (vehicles, campers, trailers, motorcycles, etc.). The last increase approved by City Council took effect in fiscal year 2016. Home Rule Sales tax is earmarked for the debt service and operation of the BCPA, debt service related to the Bloomington Arena, and for the Street Resurfacing Program and to McLean County for Mental Health. The projection below is based upon historical trends and economic indicators in conjunction with deterministic techniques.



(in units of millions)



Statutory – The corporate authorities of a home rule unit (municipality or county) may impose a tax upon all persons who are in the business of selling tangible personal property at retail in their jurisdiction. The City of Bloomington’s Home Rule Sales Tax is 2.50% and was established by local ordinance. **(Chapter 39: Article XI)**

**In FY2009, a .25 rate increase was enacted to offset the debt service of the Bloomington Arena.*

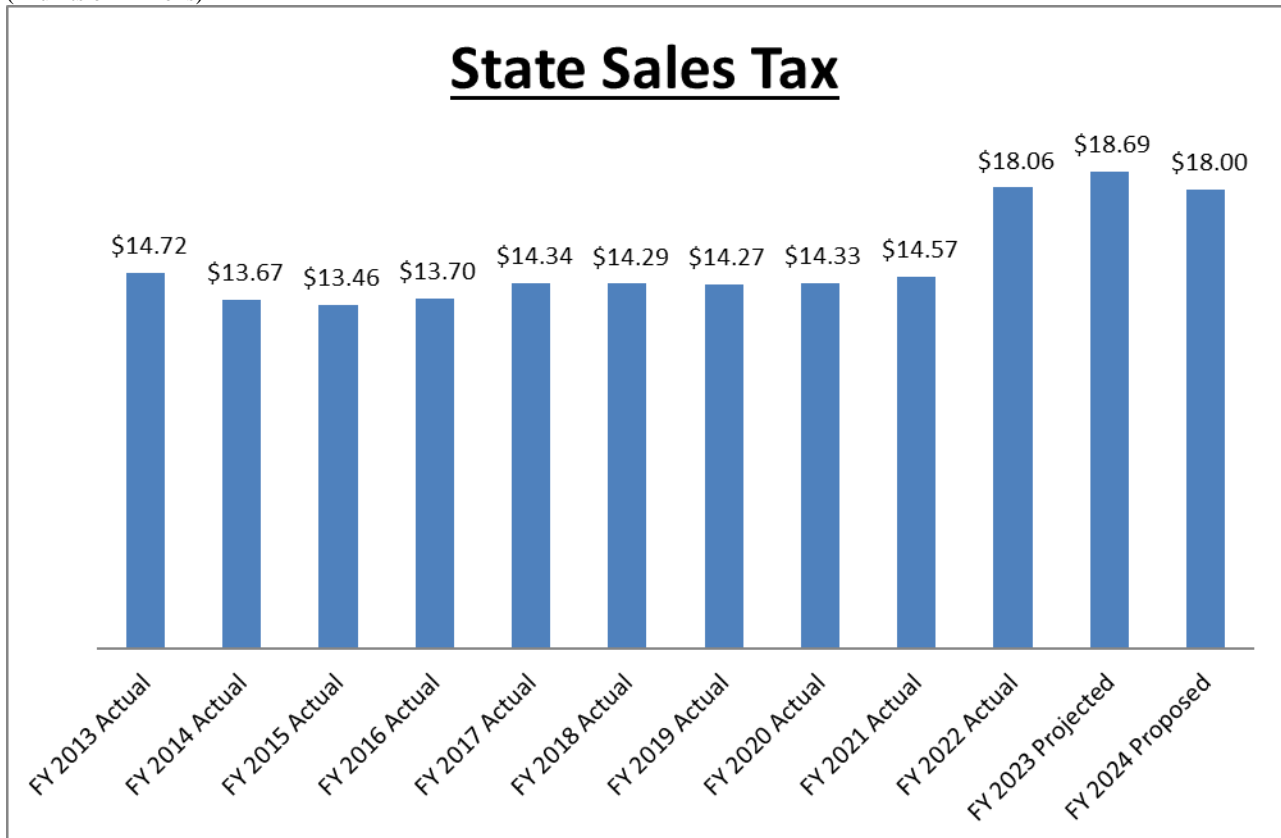
***On January 1, 2016, a 1.00% rate increase was adopted.*

State Sales Tax

Background – The state sales tax is 6.25% of which the City shares in 1.00% of sales made in Bloomington. There are four different types of sales taxes: Retailers’ Occupations Act (ROT), the Service Occupations Tax Act (SOT), the Service Use Tax Act (SUT), and the Use Tax Act (UT). The ROT is imposed on Illinois businesses that make retail sales of tangible personal property for use of consumption. The SOT is imposed on service persons who sell or transfer tangible personal property as an incident to performing their service. The SUT is imposed on service persons who sell or transfer tangible personal property as an incident to performing their service and whose supplier is out of state. UT is imposed on the user of tangible personal property purchased at retail. The State Sales Tax is collected by the State and distributed to the City. State Sales Tax is allocated to the General Fund. This projection is based upon historical trends and economic indicators in conjunction with deterministic techniques and informed/expert judgment.



(in units of millions)



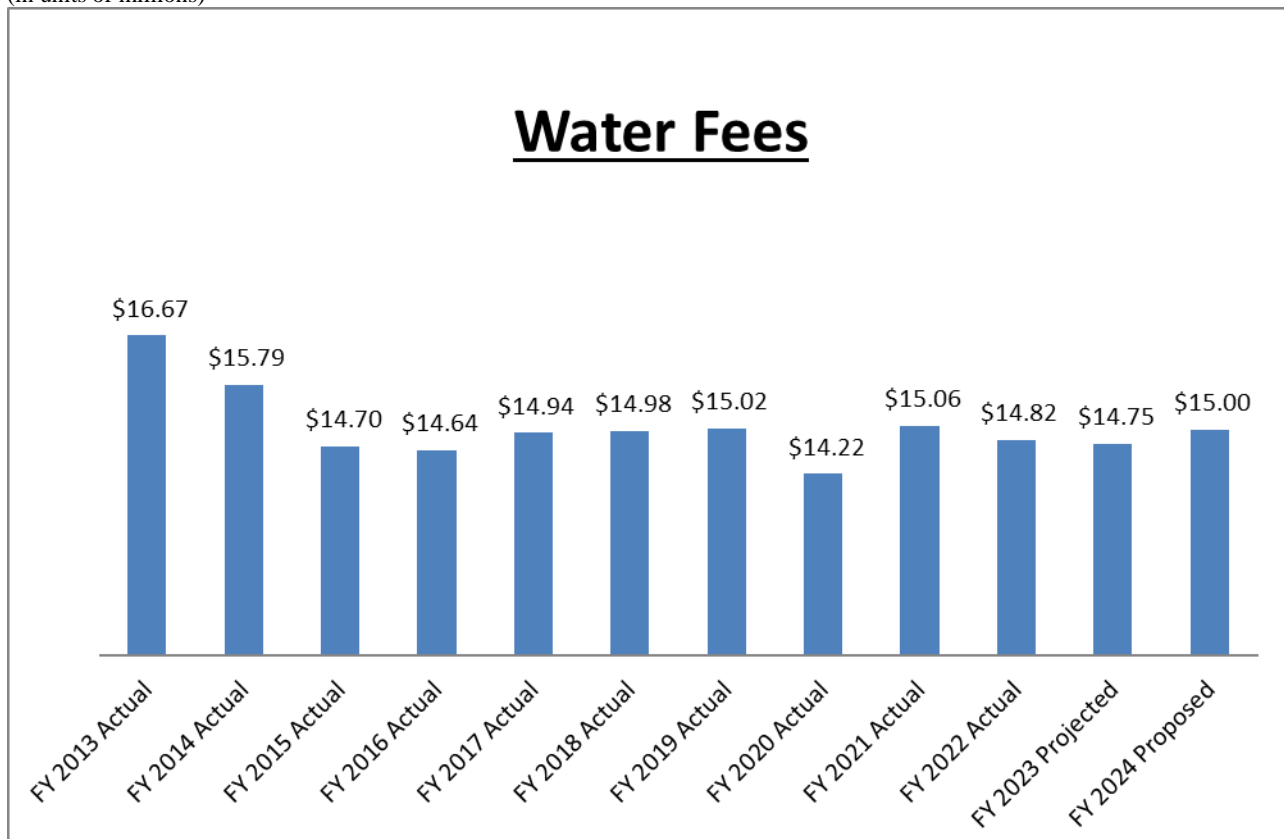
Statutory – The State sales tax established by State Statute is 6.25% overall. The State retains 5%, the City receives 1%, and the County receives 0.25%. **(35 ILCS: 105, 110, 115, 120)**

Water

Background - Revenues generated by the City's water rates fluctuate due to rate increases, consumption, weather conditions, and population growth. Water rates are charged in two ways. First, a flat rate is charged by the size of the meter being used on the property. The second rate is based on consumption for every 100 cubic feet of water used by a resident or business. Water rates are charged to support the operations and capital needs of the Water Fund. For budgetary purposes, water consumption is tracked and used for trend to project revenues.



(in units of millions)



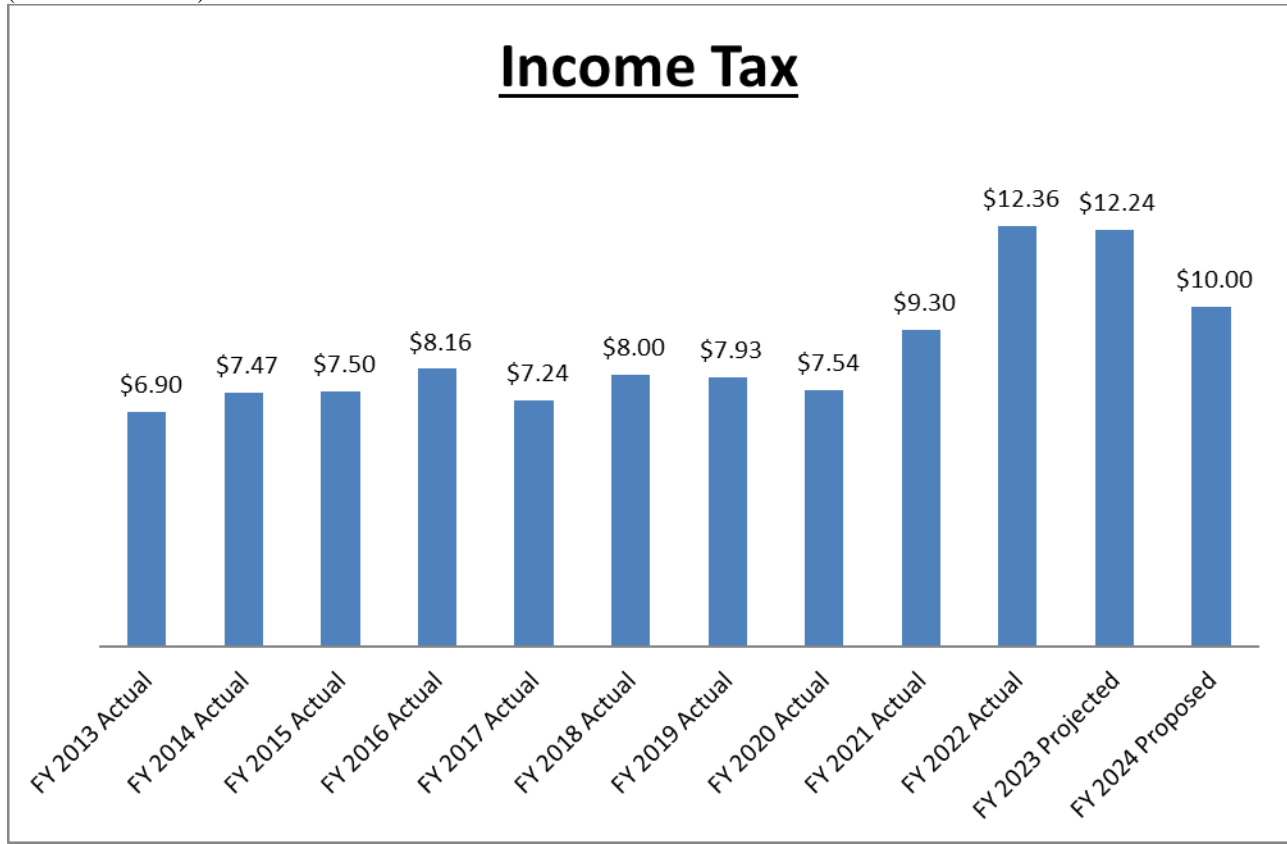
Authority - Water rates are established through local ordinance. The current water rates were instituted per Ordinance 2008-24 passed by City Council on March 24, 2008.

Income Tax

Background - The State of Illinois taxes the income of individuals and corporations at the rate of 4.95% and 7%, respectively, and shares 6% of the net tax collections with cities and counties. The amount each locality receives is based on its population in proportion to the total state population. Projections were based on estimates provided by the Illinois Municipal League (IML).



(in units of millions)



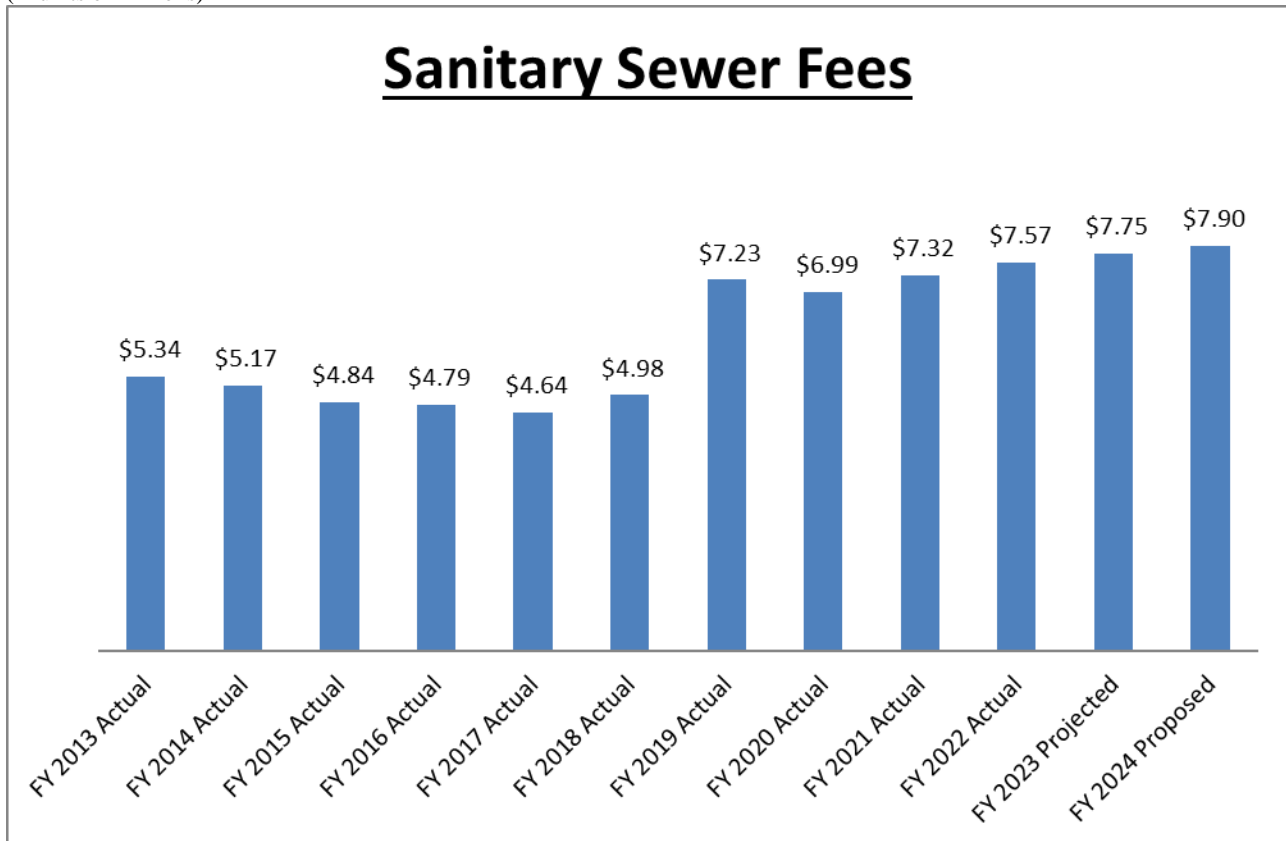
Statutory – (35 ILCS 5/) Illinois Income Tax Act

Sanitary Sewer Fees

Background – Revenues from this fee are allocated to the Sewer Fund to support the maintenance and rehabilitation of the City’s sanitary sewer system. Sewer rates were raised accordingly in September 2017 with an effective date of May 1, 2018 and increase 3% annually. The City completed a sewer and storm water master plan which identified approximately \$134 million in capital needs over the next 20 years. A Sewer and Storm Water rate study has addressed funding strategies for needed infrastructure improvements.



(in units of millions)




Statutory – The City’s sanitary sewer fees are set by City ordinance. (**Chapter 37: Article IV**).

Solid Waste Fees

Background – The City’s Solid Waste Program is accounted for within the Solid Waste fund. A phased in rate structure went into effect on May 1, 2014, based on a cart structure. Bloomington residents have the option of choosing from a 35, 65, or 95-gallon cart, priced at \$18.00, \$28.14, and \$32.64 per month respectively for Fiscal Year 2023. The City also introduced a ‘Pay as You Throw’ sticker program where residents can pay \$3.00 for each additional bag of garbage over the size of the cart charged. Free bulk waste collection occurs each spring and fall. Those who did not place items at the curb by the deadline for the spring or fall collection have the option of taking items to the Citizen Convenience Center at no additional charge or placing the items at the curb, which will be picked up at a cost of \$25 per bucket (about 2.5 cubic yards). Currently, there are no charges for brush and leaf pickup or recycling.



(in units of millions)



Statutory – The City’s refuse fees are set by City ordinance. (**Chapter 21: Section 301.6**)

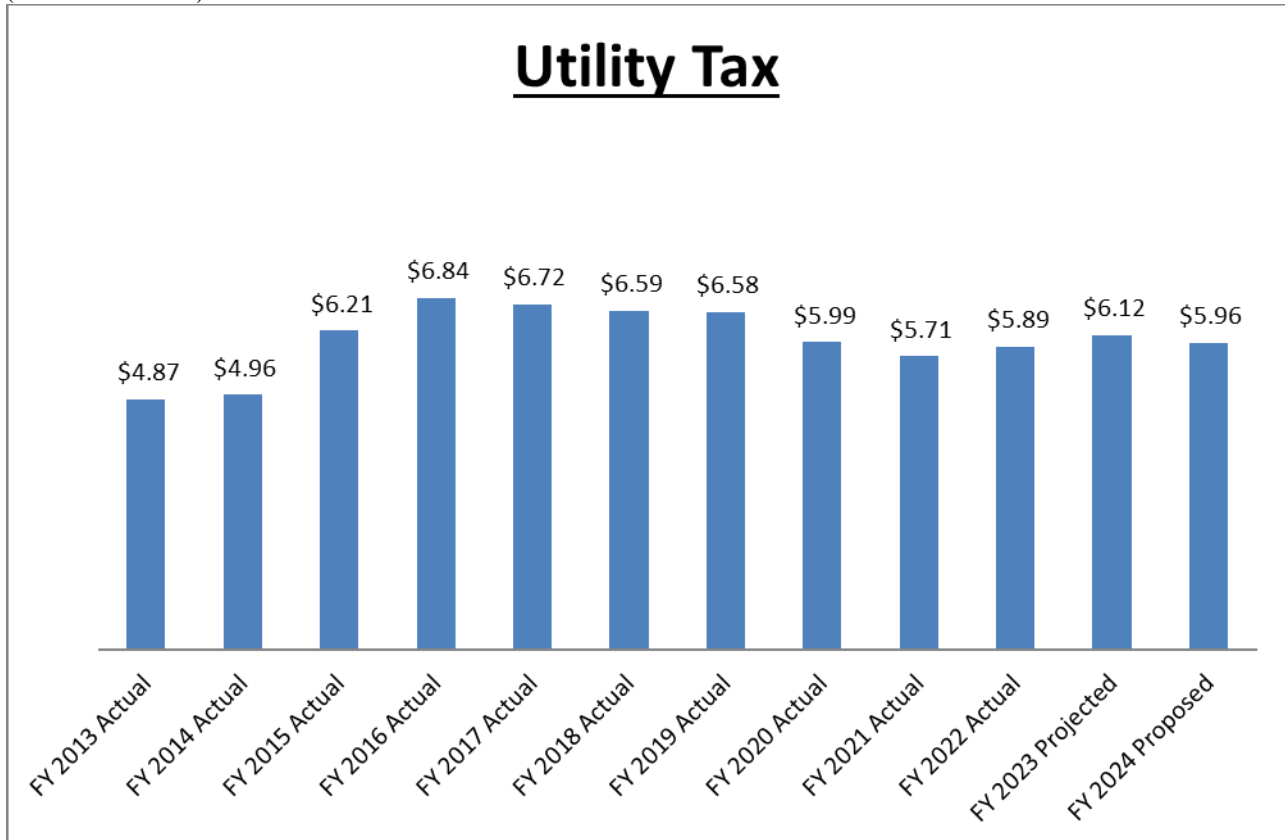
**Increases relate to the new rate structure which take effect on May 1, 2018 and increase 3% annually beginning on May 1, 2019.*

Utility Taxes

Background – The City’s utility taxes are broken into four components: natural gas, electric, telecommunications, and water. Over the past decade, revenues from the utility tax have remained flat. On April 28, 2014, the City Council adopted an increase in each component of the utility tax which remains earmarked for Police and Fire pensions.



(in units of millions)



Statutory – The City’s utility tax rates are set by City ordinance. (**Chapter 39: Article II; Article IX; and Article X**)

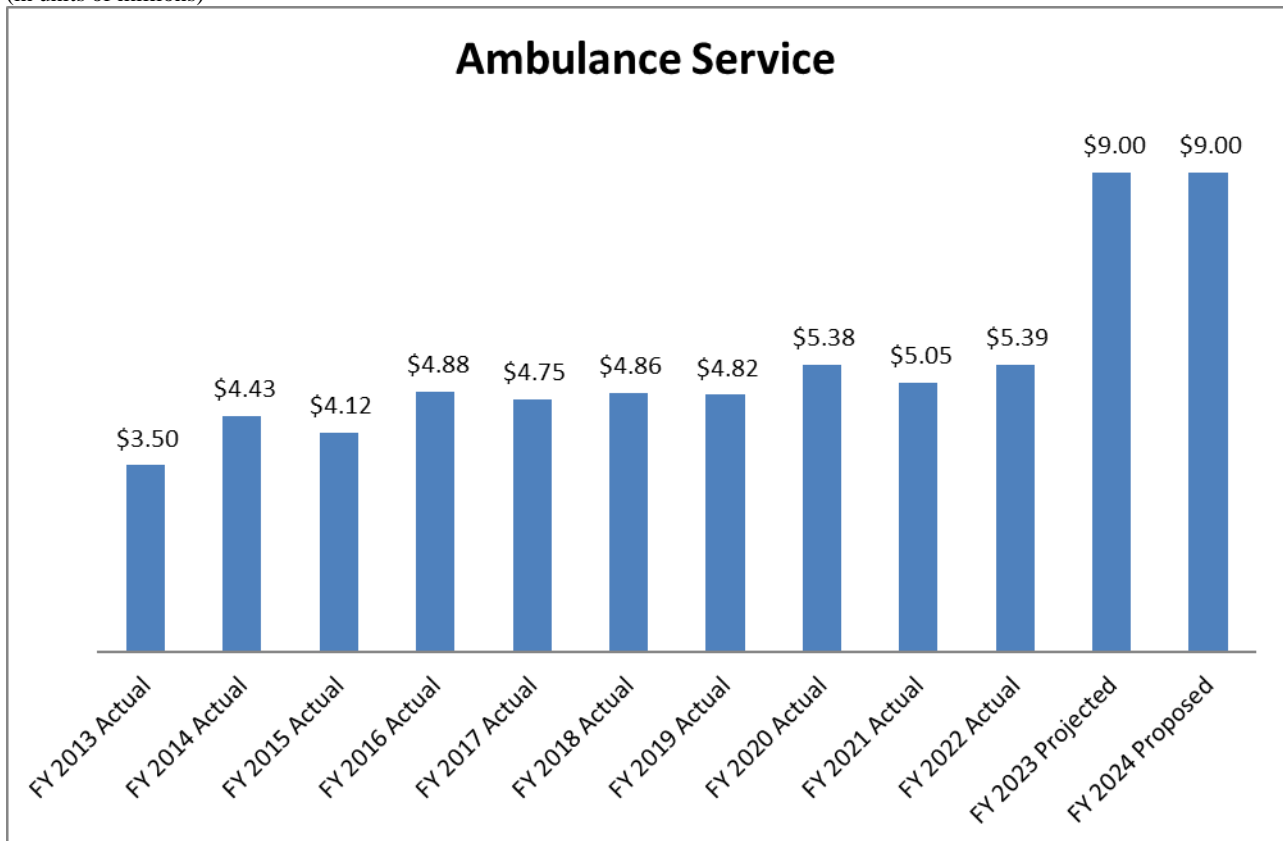
Note: Utility tax rate increases went into effect in FY 2015.

Ambulance Service

Background – The City began to provide ambulance service in FY 2006 after the closure of the area’s private ambulance service. The City provides basic and advanced life support to Bloomington locations and bills for these services. The City does not provide transport services between nursing homes and physician offices. Ambulance Fees are used to offset expenditures within the Fire Department and automatically increase by 3% annually. Ambulance fee revenues are offset by approximately half due to industry insurance write offs and bad debt expenses which are reflected in the Fire Department expenditures.



(in units of millions)



Statutory – The City’s ambulance fees are set by City ordinance. (**Chapter 17: Section 92 Ordinance 2011-28**).

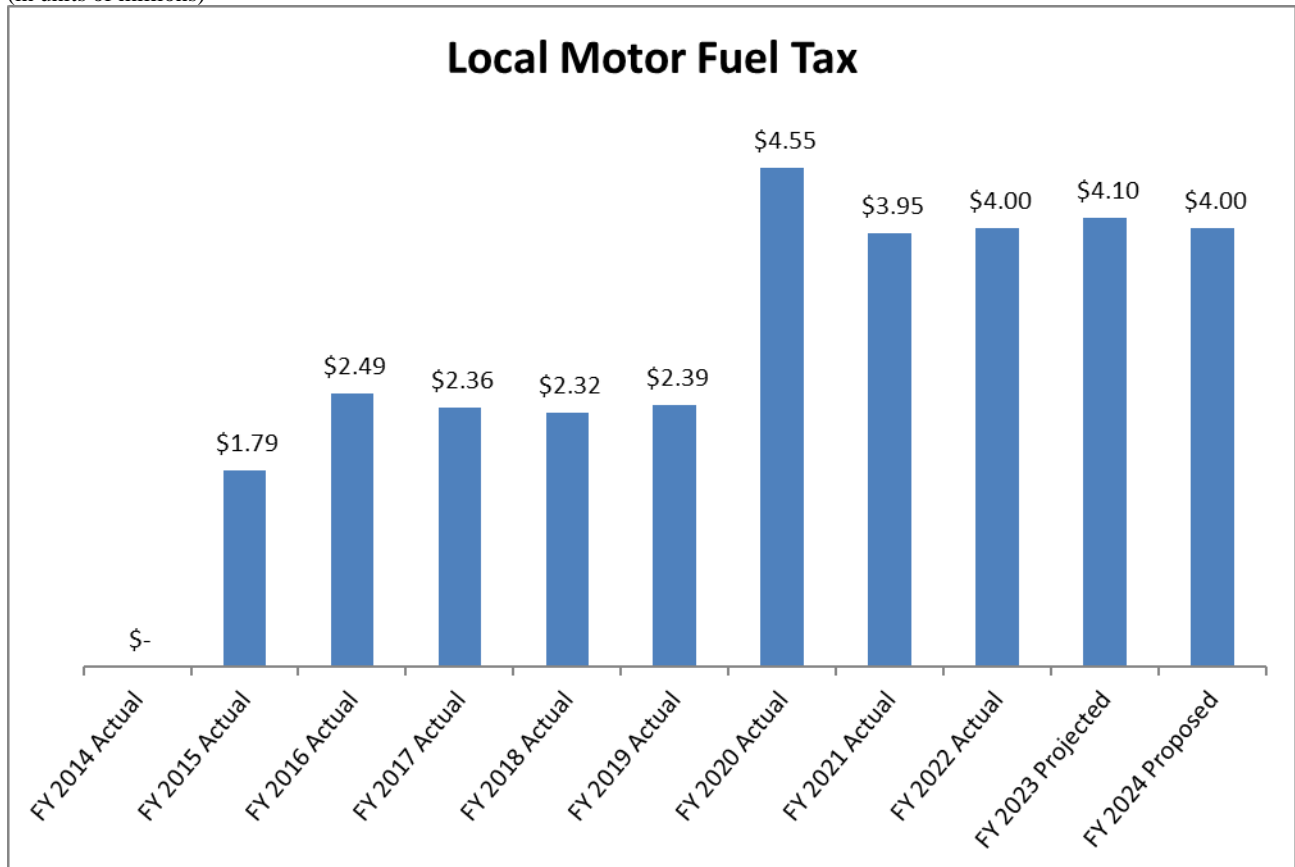
Local Motor Fuel Tax

Background - The Local Motor Fuel Tax is an eight cent (\$0.08) per gallon tax on all gasoline and diesel products. The original four cents (\$.04) tax was effective August 1, 2014 and increased to eight cents (\$.08) effective May 1, 2019. This tax is separate from the (39.2¢ or 46.7¢) per gallon Motor Fuel tax that the state levies. The revenues generated by the Local Motor Fuel tax will be used to fund the City’s street resurfacing program and sidewalk repair program.

The Local Motor Fuel Tax took effect August 1, 2014 and was increased to eight cents (\$.08) as of May 1, 2019.



(in units of millions)



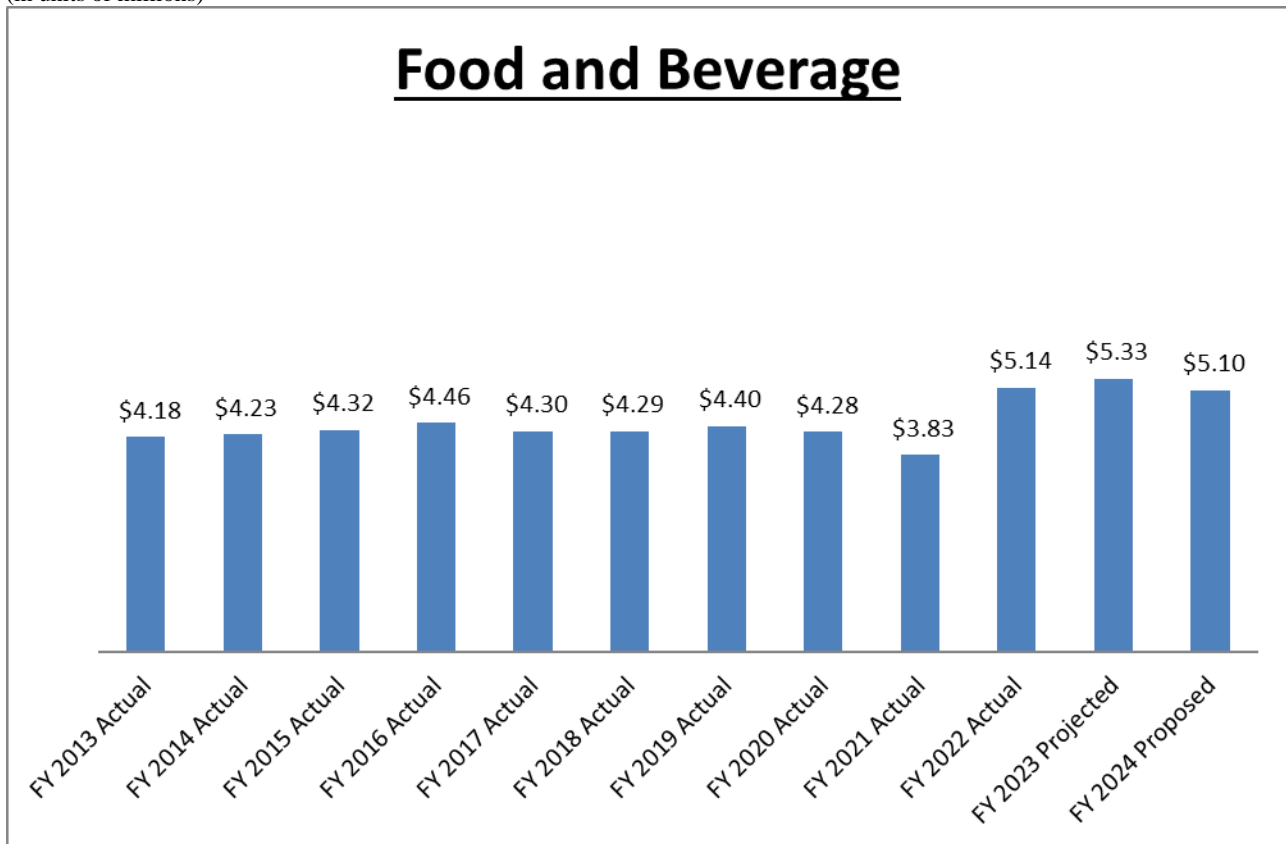
Statutory – The Local Motor Fuel Tax rates are set by City ordinance. (**Chapter 39: Article XVIII**)

Food and Beverage Tax

Background – This 2% tax is imposed on prepared food and beverages served within the City’s corporate limits. Increases and/or decreases in tax are determined by customer demand at any point in time. The Food and Beverage tax has significantly increased in FY 2022 due to less COVID-19 mitigations compared to FY 2021. The FY 2023 budget is projected accordingly. The Food and Beverage Tax is used to offset expenditures within the General Fund.



(in units of millions)



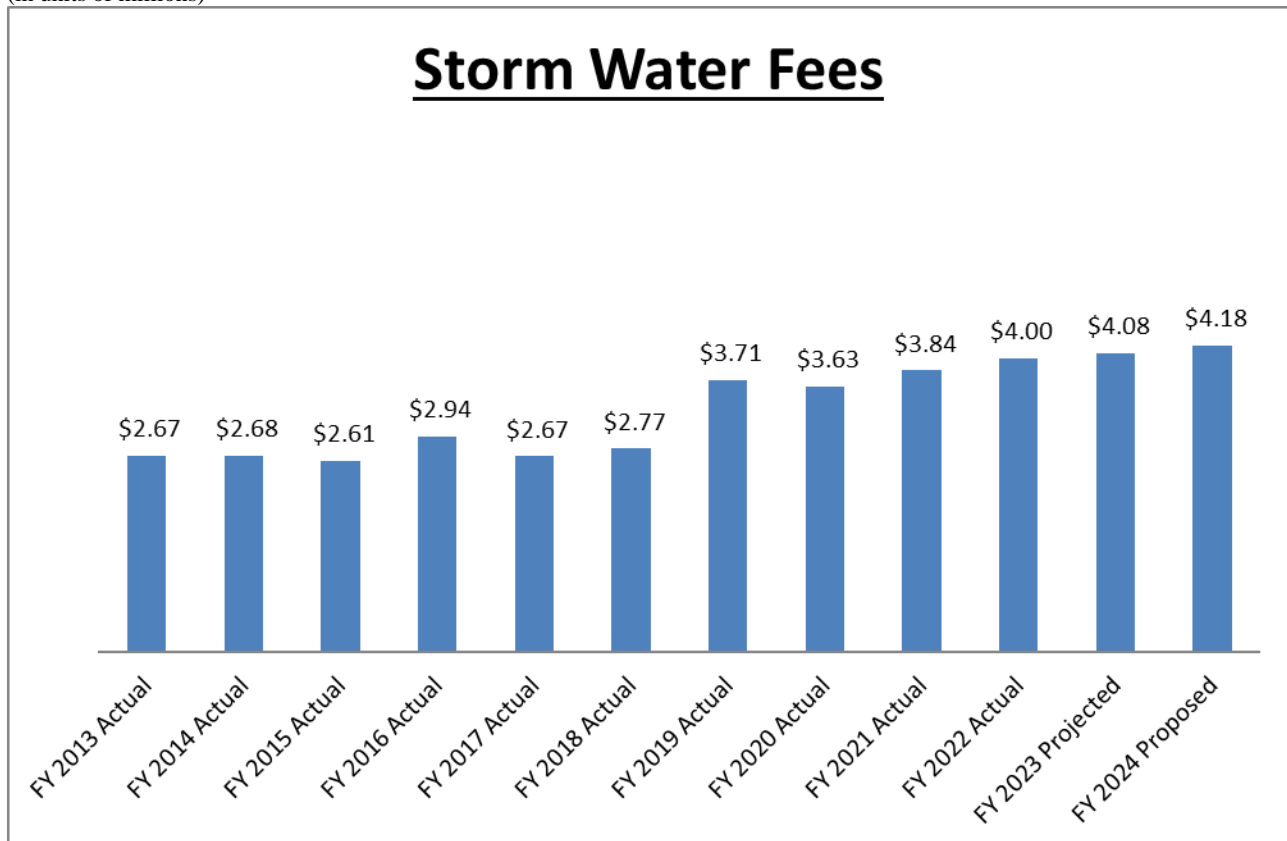
Statutory – The City’s food & beverage tax rates are set by City ordinance. (**Chapter 39: Article XVI**)

Storm Water Management Fee

Background – Revenue from this fee is allocated to the Storm Water Fund to support the maintenance and rehabilitation of the City’s storm water system. Storm Water rates were raised accordingly in September 2017 with an effective date of May 1, 2018 and increase 3% annually. The City completed a Sewer and Storm Water master plan which identified that approximately \$134 million in capital needs over the next 20 years.



(in units of millions)



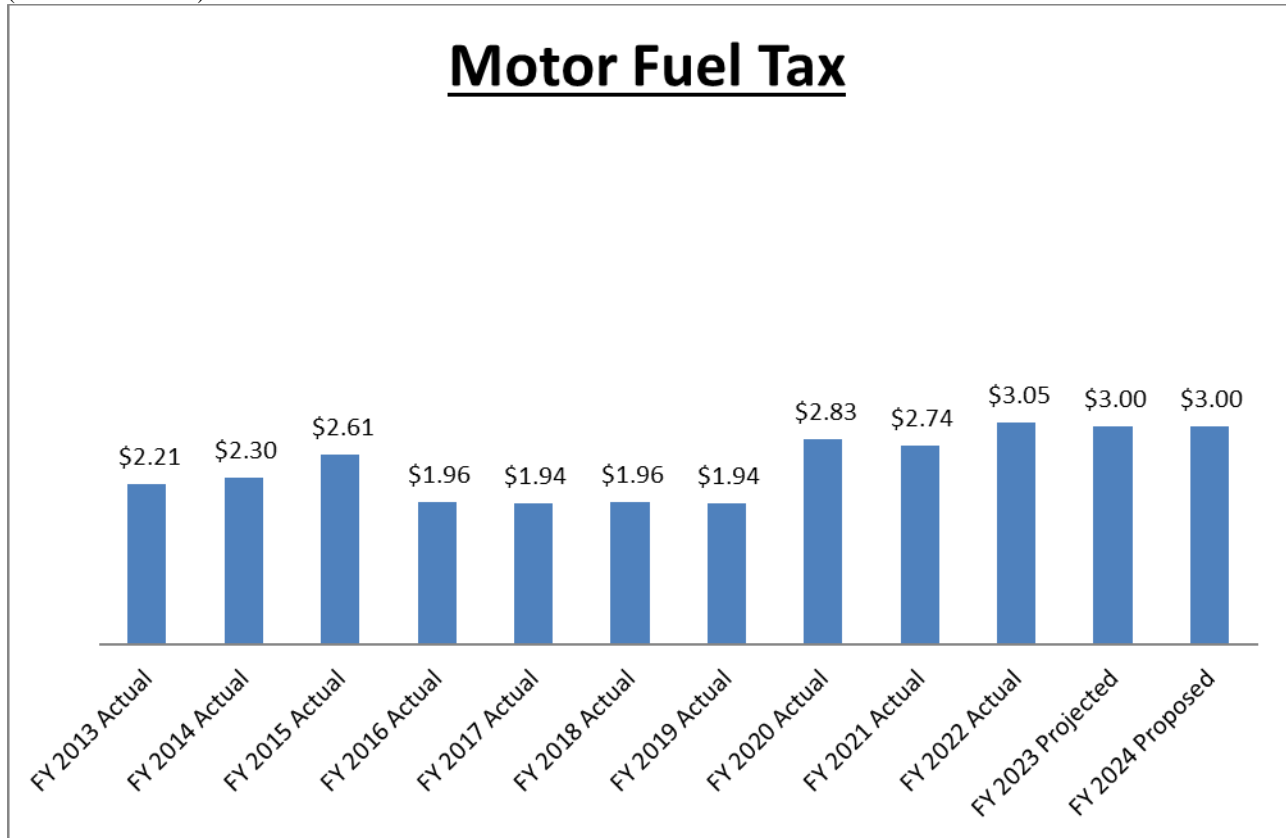
Statutory – In accordance with **Chapter 37 Article V Ordinance No. 2004-23**, there is an established monthly storm water rate.

State Motor Fuel Tax

Background – The State of Illinois imposes a tax on motor fuel to build and maintain roads and highways. When gasoline is purchased in Illinois, a portion of the motor fuel tax (MFT) goes to the State of Illinois for distribution. The State divides these tax dollars to cities based upon population. Each unit of local government receives these tax dollars to provide improvements or maintenance to the roadways under their jurisdiction. State Motor Fuel tax is now 39.2 cents a gallon for gasoline and 46.7 cents a gallon for diesel. This tax was increased by the State of Illinois effective July 1, 2019. Staff incorporates the recommendations of the Illinois Municipal League to project this source of revenue.



(in units of millions)



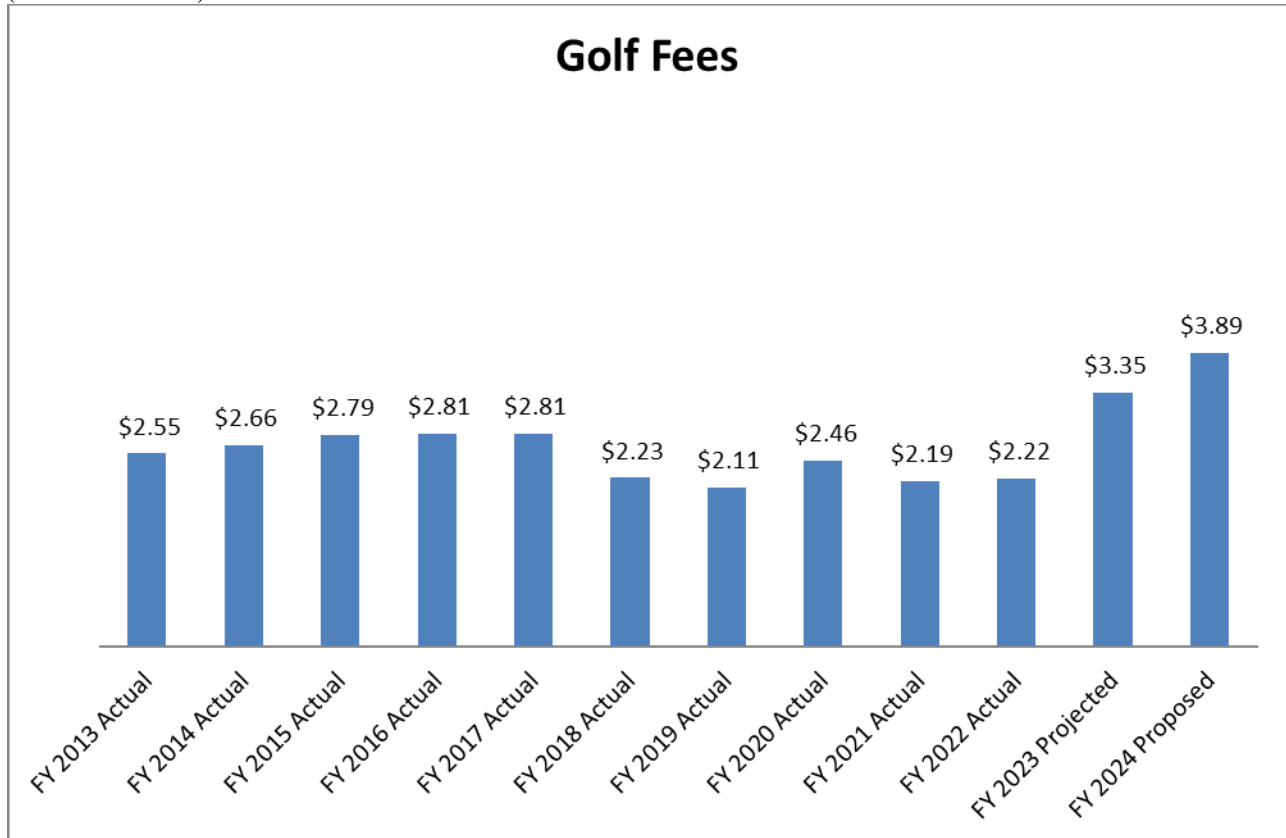
Statutory – Statutory regulations in the Illinois Compiled Statutes can be found at **35 ILCS 505/13a**.

Golf Related Revenue

Background – Revenue from golf fees is allocated to the Golf Course Fund which supports the operating and capital needs of three City owned golf courses. The budget for fiscal year 2023 shows a slight increase as demand increased due to COVID-19. Revenue is budgeted through golf trends in Central Illinois.



(in units of millions)



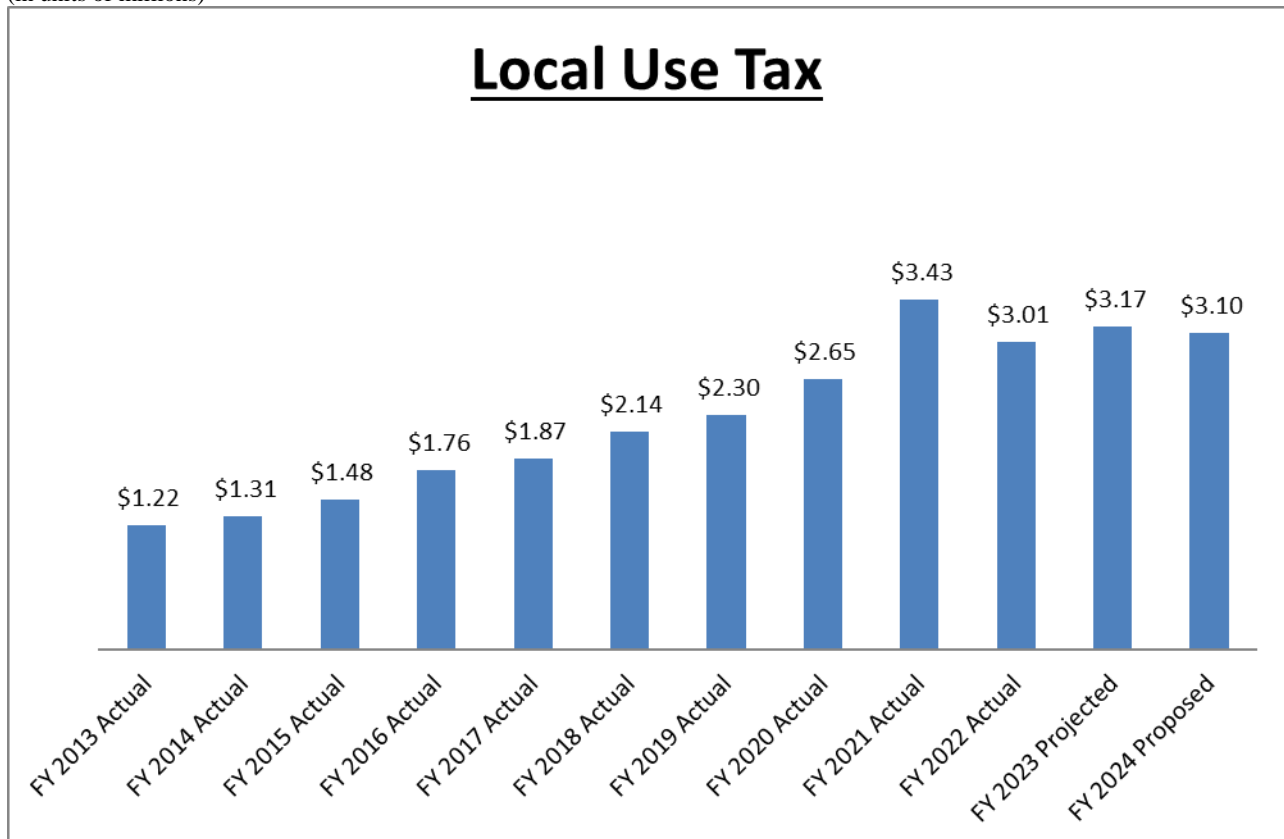
Statutory – Golf rates are examined and reviewed at the end of each season.

Local Use Tax

Background - In 1955, the General Assembly passed the Use Tax Act. Use Tax is a sales tax that requires purchasers of tangible goods bought for use in Illinois to report and pay the attributable taxes of 6.25% (state sales tax rate). This was intended to cover tax made on purchases from out of state by catalog or mail order sales. This law now applies to internet purchases. Staff incorporated the recommendations of the Illinois Municipal League to project this revenue for budgetary purposes.



(in units of millions)



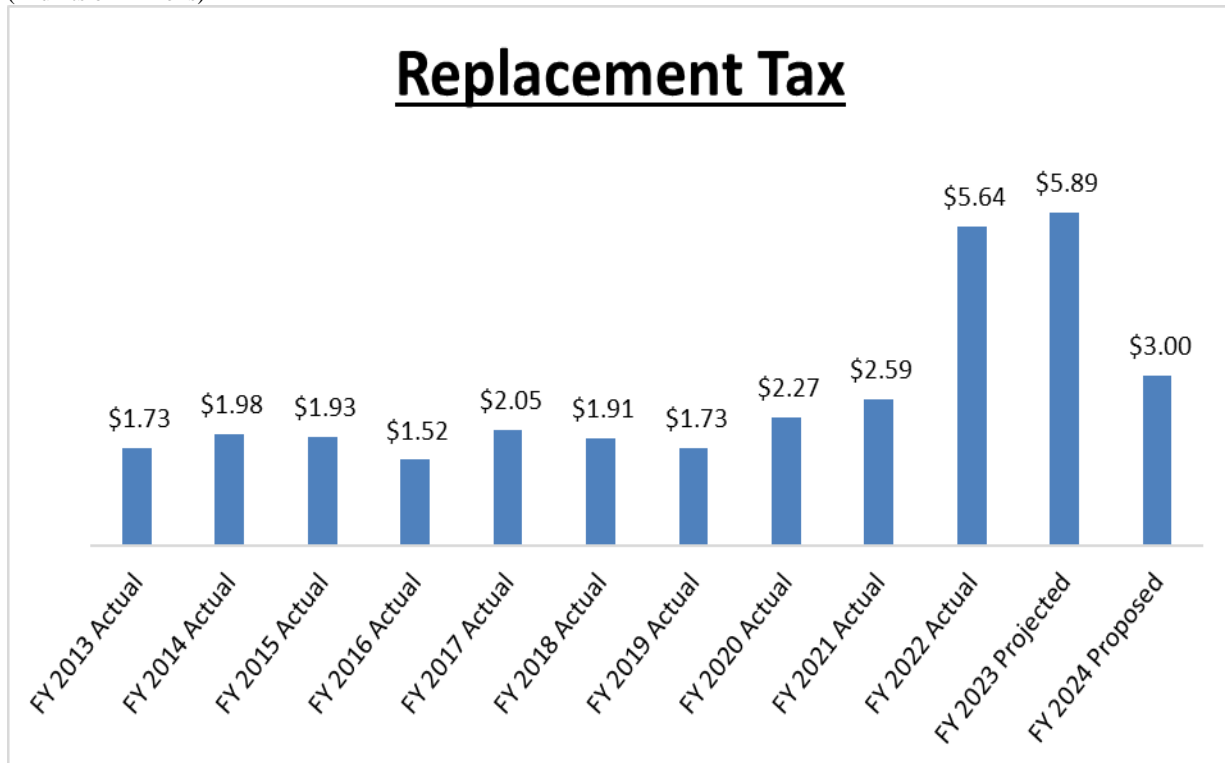
Statutory – The Local Use Tax is set by State Statute (**35 ILCS 105/1 to 105/22**).

Corporate Personal Property Replacement Tax (CPPRT)

Background - Replacement Tax are taxes on the income or invested capital of corporations, partnerships, trusts and public utilities. Replacement taxes are collected by the State of Illinois and paid to local governments and given to replace the money lost by local government when local government's power to impose personal property taxes on corporations, partnerships, and other business entities was eliminated on January 1, 1971. The Replacement Tax is allocated between the General Fund, Debt Service Fund, Library Fund, and Pension Funds. Staff incorporated the revenue recommendations of the Illinois Municipal League to project this revenue for budgetary purposes.



(in units of millions)



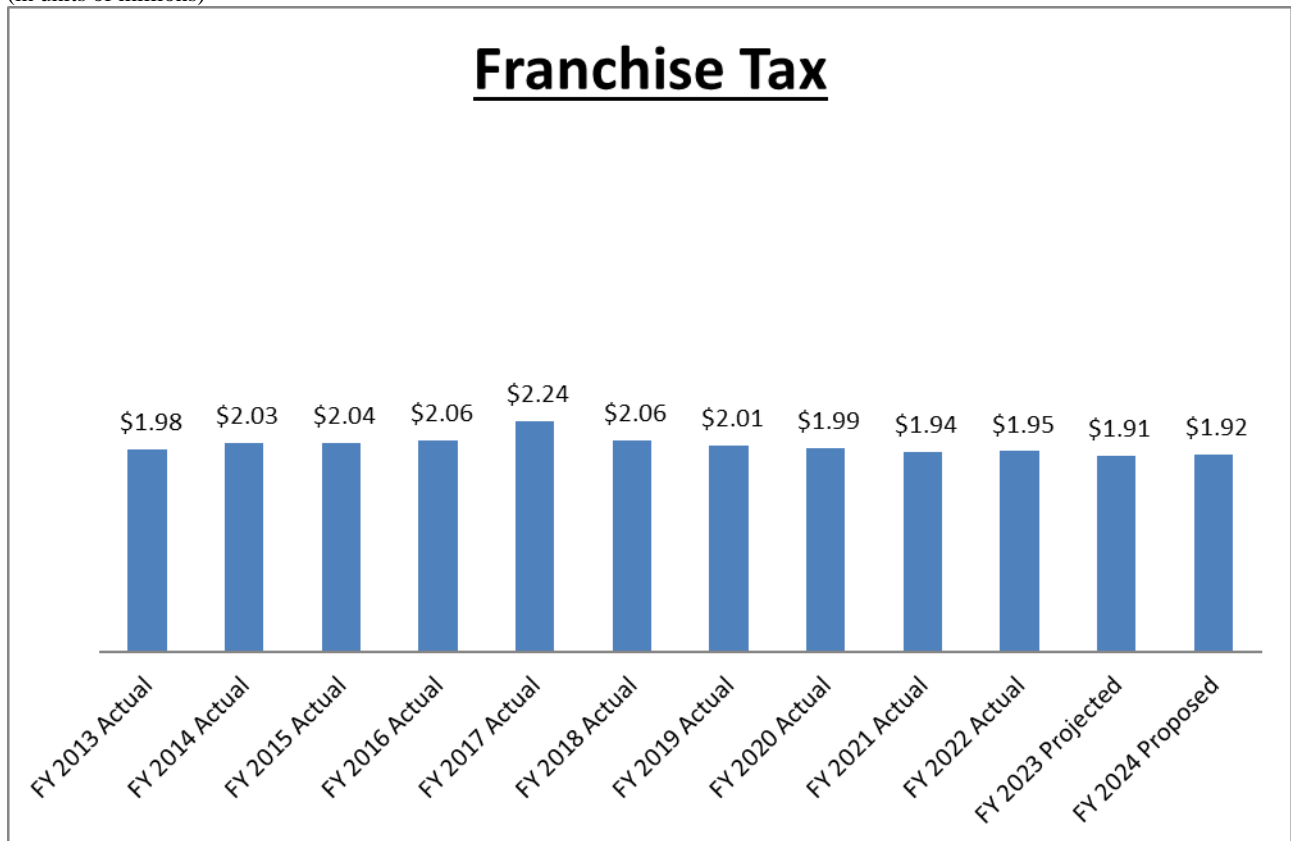
Statutory – The Replacement Tax is set by State Statute (**35 ILCS 5/201**).

Franchise Tax

Background – The City of Bloomington’s current franchise tax rate is 5%. Comcast (cable television), Metro Net (television), Ameren Illinois (electric), and Corn Belt (electric) currently pay a franchise tax to the City. Ameren Illinois and Corn Belt disburse this fee to the City monthly while Comcast and Metro Net disburse their fees to the City quarterly. The Franchise Tax is used to offset expenditures within the General Fund. The budget for franchise tax is based upon analytical trends, staff expertise, and an economic forecast prepared by City staff; it is projected to remain the same.



(in units of millions)



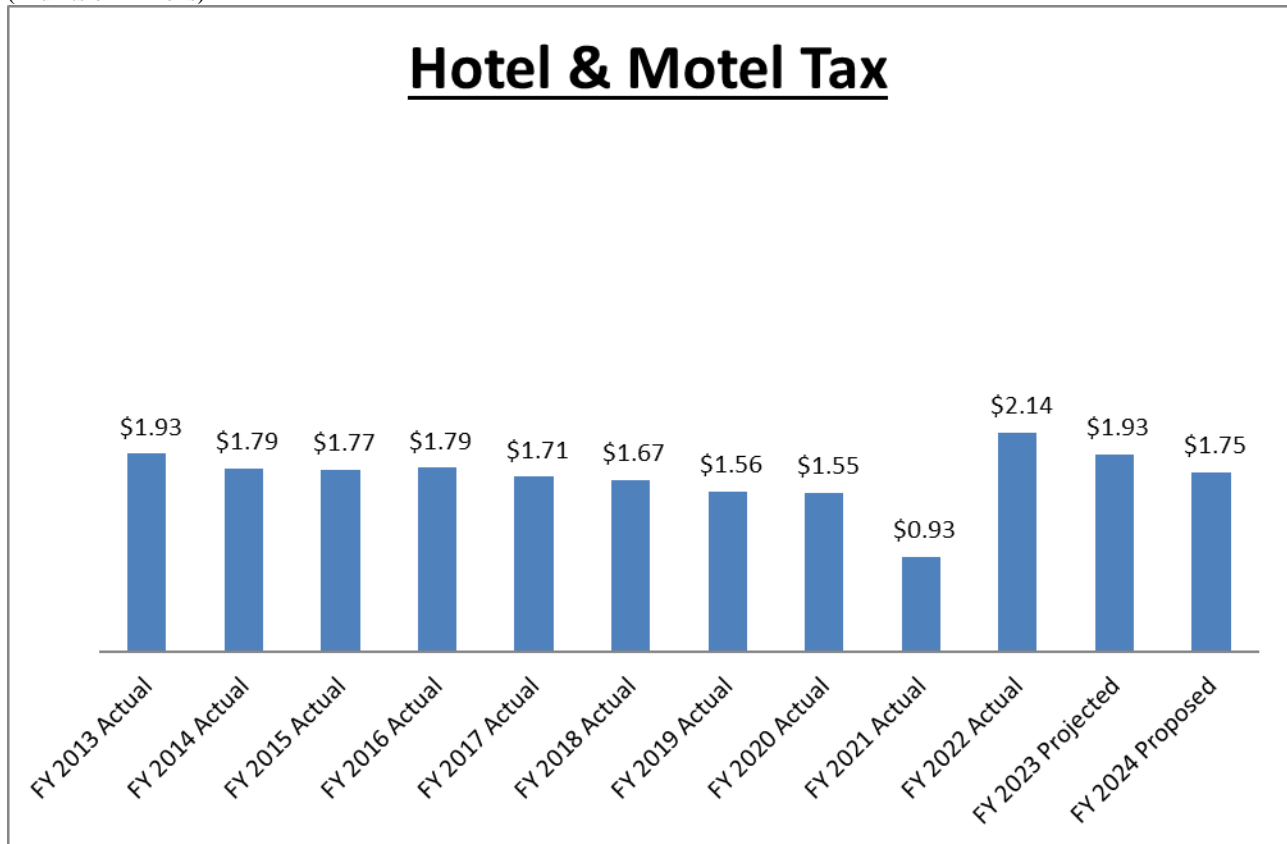
Statutory – The City’s Franchise Tax is set in accordance with State Regulations. **(805 ILCS 5/15.05)**

Hotel/Motel Tax

Background – The City of Bloomington has incorporated a 6% Hotel/Motel Tax. The City uses these funds to promote economic growth in the City as well as offset other expenditures in the General Fund. The budget for Hotel/Motel tax is based upon analytical trends.



(in units of millions)



Statutory – In accordance with **Ordinance No. 2002-93**, there is an established hotel/motel tax.

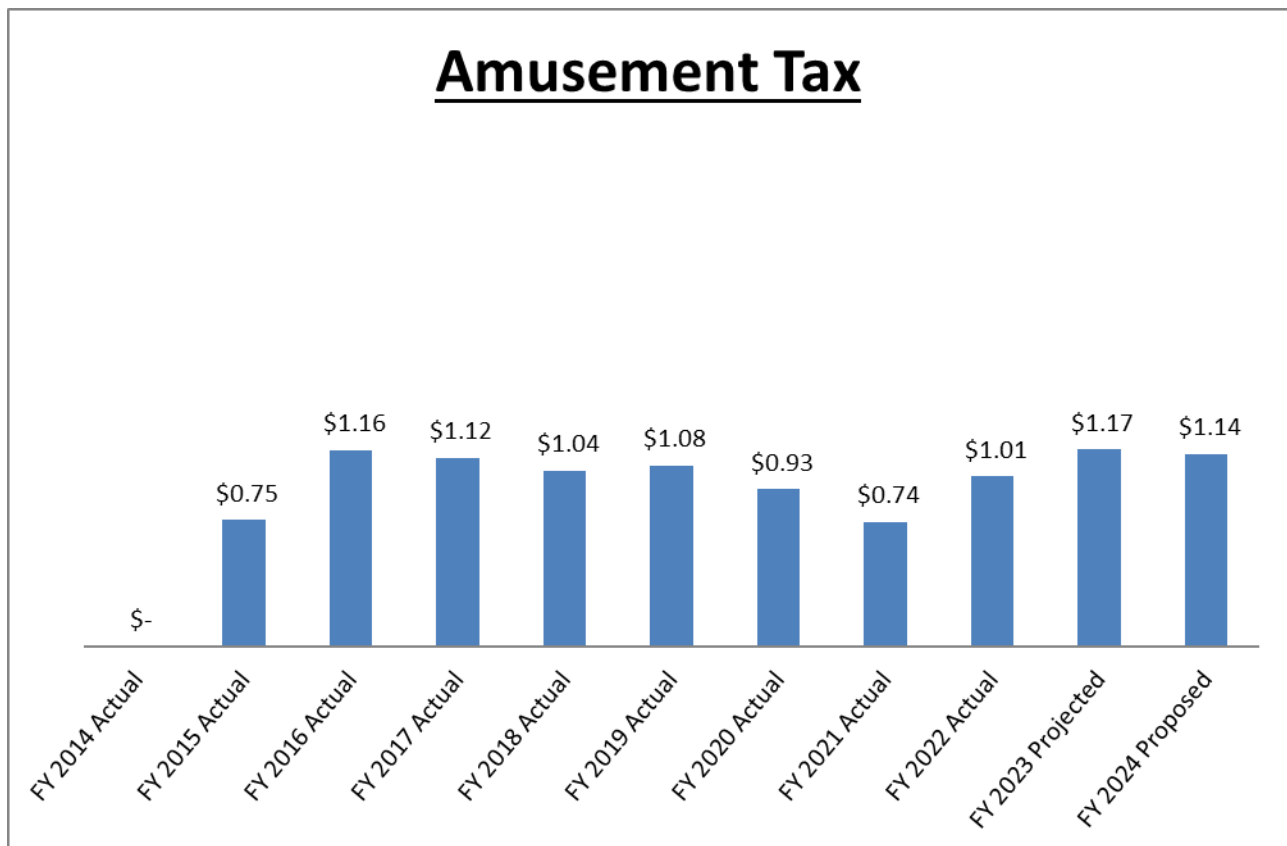
Amusement Tax

Background – On April 21st, 2014, the City adopted a four percent (4%) Amusement tax levied on exhibitive entertainment, including, but not limited to, sports spectating, theatrical, dramatic, musical, or artistic performance; motion picture shows or movies; video or videotape; digital versatile disk (DVD) rentals; and subscription video programming services (such as Cable TV). The ordinance was amended by City Council on February 14, 2022, to include streaming services. Tax exemptions apply for most tax-exempt organizations, youth organizations and public or private universities *hosting* events. The Amusement Tax is used for general operations.



(in units of millions)

Statutory – The Amusement Tax rates are set by City ordinance. (**Chapter 39: Article XIX**)



Municipal Tax Rate Comparison

Municipality	Population	SALES TAX					Total Sales Tax Rate	Food & Beverage Tax	Vehicle Use Tax	Packaged Liquor Tax	Municipal Motor Fuel Tax	Hotel/Motel Tax
		2022 Property Tax Rate ¹	Home Rule Sales Tax	Sales Tax Rate ²	County Public Safety Tax	County School Facility Tax						
Bloomington	78,680	1.3954	2.50%	6.25%	0.00%	0.00%	8.75%	2.00%	0.75%	4.00%	\$.08 per gallon	6.00%
Champaign ³	81,055	1.3152	1.50%	6.25%	0.25%	1.00%	9.00%	2.50%	-	-	\$.04 per gallon	7.00%
Decatur ³	76,122	1.6190	1.50%	6.25%	0.50%	1.00%	9.25%	2.00%	-	-	\$.05 per gallon	8.00%
Normal	52,497	1.3616	2.50%	6.25%	0.00%	0.00%	8.75%	2.00%	0.75%	4.00%	\$.08 per gallon	6.00%
Peoria ³	115,007	1.5671	1.75%	6.25%	0.50%	0.50%	9.00%	2.00%	-	2.00%	\$.05 per gallon	8.00%
Springfield ³	116,250	0.9385	2.50%	6.25%	0.00%	1.00%	9.75%	-	1.00%	-	-	7.00%
Urbana ³	41,250	1.3499	1.50%	6.25%	0.25%	1.00%	9.00%	2.00%	-	3.00%	\$.05 per gallon	7.00%

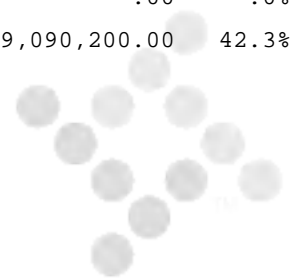
¹ - Springfield does not include the Library in their Property Tax Levy

² - Peoria & Springfield have a Business District with an additional 1.00% sales tax rate.

³ - Champaign, Decatur, Peoria, Springfield and Urbana have a separate Park District which has their own property tax levy.


Revenue Comparison by Department/Fund

General Fund	2022 ACTUAL	2023 ORIG BUD	2023 REVISED BUD	2023 ACTUAL	2023 PROJECTION	2024 ADOPTED	PCT CHANGE
Non Departmental	-104,561,521.85	-92,215,300.36	-91,856,167.36	-72,585,870.17	-96,395,615.74	-94,680,208.14	3.1%
Administration	.00	.00	.00	.00	.00	.00	.0%
City Clerk	-537.25	-600.00	-600.00	-334.04	-505.00	-525.00	-12.5%
Human Resources	-607.37	-1,000.00	-1,000.00	-1,219.33	-1,046.89	-1,000.00	.0%
Finance	-31,682.59	-41,152.65	-41,152.65	-54,574.07	-61,708.43	-36,057.96	-12.4%
Billing	-47,537.04	-47,000.00	-47,000.00	-37,355.66	-49,500.00	-49,500.00	5.3%
Information Services	-166,026.78	-175,000.00	-175,000.00	-103,467.71	-140,612.00	-139,500.00	-20.3%
Legal	-16,639.69	-20,350.00	-20,350.00	-15,122.72	-18,100.00	-18,350.00	-9.8%
Parks Administration	-100,606.74	-82,430.00	-82,430.00	-62,986.76	-74,921.75	-80,430.00	-2.4%
Parks Maintenance	-88,564.11	-70,000.00	-70,000.00	-24,844.40	-40,000.00	-37,000.00	-47.1%
Recreation	-258,367.11	-300,000.00	-300,000.00	-314,042.40	-297,540.00	-306,874.00	2.3%
Aquatics	-105,236.32	-102,607.69	-102,607.69	-115,914.75	-115,676.00	-597,107.00	481.9%
BCPA	-2,270,923.75	-2,409,200.00	-2,409,200.00	-2,143,584.87	-2,290,925.00	-2,390,500.00	-.8%
BCPA Capital Campaign	-41.49	-500,000.00	-500,000.00	-506,098.87	-25.00	.00	-100.0%
BCPA Community Foundat	.00	.00	.00	.00	.00	.00	.0%
Miller Park Zoo	-844,576.88	-929,800.00	-929,800.00	-764,403.87	-888,245.64	-870,865.00	-6.3%
Bloomington Ice Center	-908,445.04	-836,714.70	-836,714.70	-701,281.28	-838,667.00	-850,965.00	1.7%
SOAR	-342,773.16	-340,351.00	-340,351.00	-332,771.29	-339,753.50	-363,257.00	6.7%
Police Administration	-1,056,301.25	-927,974.00	-927,974.00	-758,317.21	-893,470.83	-951,600.00	2.5%
Police Pension	-4,011,975.67	-4,013,000.00	-4,013,000.00	-4,012,675.42	-4,012,675.42	-4,713,000.00	17.4%
Police Communication C	.00	.00	.00	.00	.00	.00	.0%
Fire	-5,422,861.98	-6,389,110.00	-6,389,110.00	-8,872,362.94	-9,128,486.48	-9,090,200.00	42.3%




Revenue Comparison by Department/Fund

General Fund	2022 ACTUAL	2023 ORIG BUD	2023 REVISED BUD	2023 ACTUAL	2023 PROJECTION	2024 ADOPTED	PCT CHANGE
Fire Pension	-4,199,945.51	-4,201,000.00	-4,201,000.00	-4,200,691.08	-4,200,691.08	-4,901,000.00	16.7%
Fire - Ambulance	.00	.00	.00	.00	.00	.00	.0%
Building Safety	-1,567,307.51	-1,182,000.00	-1,182,000.00	-1,234,607.66	-1,269,850.00	-1,286,750.00	8.9%
Planning	-51,947.51	-9,200.00	-9,200.00	-20,666.74	-19,183.20	-19,800.00	115.2%
Community Enhancement	-381,586.74	-422,999.85	-422,999.85	-336,767.73	-410,624.99	-456,119.20	7.8%
Downtown Development D	.00	.00	.00	.00	.00	.00	.0%
Facilities Maintenance	-2,233.12	-800.00	-800.00	.00	-500.00	-500.00	-37.5%
Gov Center Bldg Maint	.00	.00	.00	.00	.00	.00	.0%
Parking Operations	-162,075.94	-206,435.00	-206,435.00	-119,467.30	-133,924.64	-149,516.65	-27.6%
Public Works Administr	-2,551.00	.00	.00	.00	.00	.00	.0%
Street Maintenance	-650,632.24	-511,000.00	-511,000.00	-532,479.85	-624,000.00	-624,000.00	22.1%
Snow & Ice Removal	-6,188.89	-5,000.00	-5,000.00	.00	-5,000.00	-5,000.00	.0%
Engineering Administra	-276,185.71	-289,500.00	-289,500.00	-194,722.47	-254,900.00	-214,300.00	-26.0%
Fleet Management	-2,663,453.34	-2,870,726.00	-2,870,726.00	-2,228,196.96	-2,917,217.30	-3,055,386.00	6.4%
Sister City	-24,201.00	-25,201.00	-25,201.00	-24,251.00	-25,201.00	-25,201.00	.0%
Economic Development	-23,566.70	-16,000.00	-16,000.00	-36,101.38	-35,780.05	-20,000.00	25.0%
General Fund Transfers	-3,154,253.06	-3,170,297.93	-3,170,297.93	-3,170,297.93	-3,170,297.93	-3,140,526.49	-.9%
TOTAL General Fund	-133,401,354.34	-122,311,750.18	-121,952,617.18	-103,505,477.86	-128,654,644.87	-129,075,038.44	5.8%
Motor Fuel Tax	-5,245,368.45	-25,205,000.00	-25,205,000.00	-3,765,281.79	-4,426,755.67	-26,693,600.00	5.9%
TOTAL Motor Fuel Tax Fund	-5,245,368.45	-25,205,000.00	-25,205,000.00	-3,765,281.79	-4,426,755.67	-26,693,600.00	5.9%
Board of Elections	-567,758.89	-1,248,012.21	-1,248,012.21	-268,077.97	-956,949.00	-688,372.00	-44.8%
TOTAL Board of Elections Fun	-567,758.89	-1,248,012.21	-1,248,012.21	-268,077.97	-956,949.00	-688,372.00	-44.8%



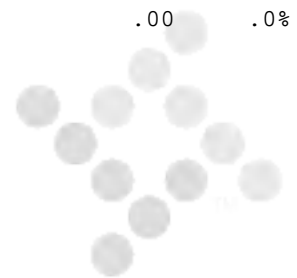
Revenue Comparison by Department/Fund

Drug Enforcement Fund	2022 ACTUAL	2023 ORIG BUD	2023 REVISED BUD	2023 ACTUAL	2023 PROJECTION	2024 ADOPTED	PCT CHANGE
Drug Enforcement	-94,755.83	-207,750.00	-207,750.00	-39,135.15	-126,750.00	-187,950.00	-9.5%
DARE	.00	.00	.00	.00	.00	.00	.0%
DUI Enforcement	-53,900.81	-40,000.00	-40,000.00	-33,829.41	-40,000.00	-40,000.00	.0%
Marijuana Leaf Testing	-195.38	-500.00	-500.00	-90.00	-500.00	-500.00	.0%
Federal Drug Enforceme	.00	.00	.00	.00	.00	.00	.0%
Project Safe Neighborh	.00	.00	.00	.00	.00	.00	.0%
Cyber Crime Grant	.00	.00	.00	.00	.00	.00	.0%
TOTAL Drug Enforcement Fund	-148,852.02	-248,250.00	-248,250.00	-73,054.56	-167,250.00	-228,450.00	-8.0%
Foreign Fire Insurance	-131,428.70	.00	.00	.00	.00	.00	.0%
TOTAL Foreign Fire Insurance	-131,428.70	.00	.00	.00	.00	.00	.0%
BCPA	.00	.00	.00	.00	.00	.00	.0%
TOTAL BCPA Fund	.00	.00	.00	.00	.00	.00	.0%
CD - Administration &	-756,093.72	-1,050,615.00	-1,210,199.00	-280,666.82	-830,763.00	-628,290.75	-48.1%
CD - Rehabilitation	-35,403.33	-30,101.00	-30,101.00	-46,827.26	-30,101.00	-30,101.00	.0%
CD - Capital Improveme	.00	.00	.00	.00	.00	.00	.0%
CD - Community Service	.00	.00	.00	.00	.00	.00	.0%
CD - Continuum of Care	-232,564.93	-260,243.00	-261,683.00	-126,628.24	-260,243.00	-23,000.00	-91.2%
CD - Lead Hazard Contr	-28,120.61	-399,434.00	-399,434.00	-2,175.26	-399,434.00	-910,243.64	127.9%
CD - Healthy Homes Gra	-78.00	-97,878.00	-97,878.00	.00	-97,878.00	-119,756.36	22.4%
TOTAL Community Development	-1,052,260.59	-1,838,271.00	-1,999,295.00	-456,297.58	-1,618,419.00	-1,711,391.75	-14.4%
Single Family Owner Oc	-145,757.57	-902,134.00	-902,134.00	-523,206.61	-776,447.16	-293,650.00	-67.4%
TOTAL IHDA Fund	-145,757.57	-902,134.00	-902,134.00	-523,206.61	-776,447.16	-293,650.00	-67.4%



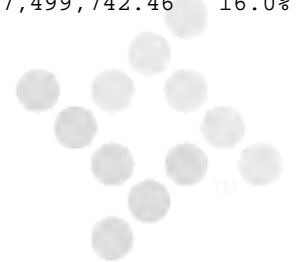
Revenue Comparison by Department/Fund

Library Fund	2022 ACTUAL	2023 ORIG BUD	2023 REVISED BUD	2023 ACTUAL	2023 PROJECTION	2024 ADOPTED	PCT CHANGE
Library Maint & Operat	-5,779,213.51	-8,774,230.61	-8,774,230.61	-21,664,835.94	-22,842,309.50	-12,261,961.00	39.7%
Next Generation Librar	.00	.00	.00	.00	.00	.00	.0%
TOTAL Library Fund	-5,779,213.51	-8,774,230.61	-8,774,230.61	-21,664,835.94	-22,842,309.50	-12,261,961.00	39.7%
Library FA Replacement	-1,146.18	-295,000.00	-295,000.00	-23,124.92	-258,666.00	-15,000.00	-94.9%
TOTAL Library FA Fund	-1,146.18	-295,000.00	-295,000.00	-23,124.92	-258,666.00	-15,000.00	-94.9%
Park Dedication	-98,216.47	-52,779.15	-52,779.15	-380,377.10	-392,886.85	-30,000.00	-43.2%
TOTAL Park Dedication Fund	-98,216.47	-52,779.15	-52,779.15	-380,377.10	-392,886.85	-30,000.00	-43.2%
Empire St Corridor TIF	-445,424.66	-402,663.75	-402,663.75	-491,018.30	-498,721.74	-561,997.93	39.6%
TOTAL Empire St Corridor TIF	-445,424.66	-402,663.75	-402,663.75	-491,018.30	-498,721.74	-561,997.93	39.6%
Downtown-Southwest TIF	-5,085.58	-5,070.00	-5,070.00	-7,298.72	-7,298.72	-10,130.15	99.8%
TOTAL Downtown-Southwest TIF	-5,085.58	-5,070.00	-5,070.00	-7,298.72	-7,298.72	-10,130.15	99.8%
Downtown E Washington	-387.91	-60,000.00	-60,000.00	-43,711.19	-43,711.19	-87,386.00	45.6%
TOTAL Downtown E Washington	-387.91	-60,000.00	-60,000.00	-43,711.19	-43,711.19	-87,386.00	45.6%
General Bond & Interes	-2,728,793.15	-3,590,070.80	-3,590,070.80	-2,768,597.19	-3,747,900.18	-3,496,713.72	-2.6%
TOTAL General Bond & Interes	-2,728,793.15	-3,590,070.80	-3,590,070.80	-2,768,597.19	-3,747,900.18	-3,496,713.72	-2.6%
Arena Bond Fund	-1,694,016.98	-1,738,467.50	-1,738,467.50	-1,746,164.54	-1,747,017.50	-1,868,450.67	7.5%
TOTAL Arena Bond Fund	-1,694,016.98	-1,738,467.50	-1,738,467.50	-1,746,164.54	-1,747,017.50	-1,868,450.67	7.5%
Multi-Project Fund	-1,163,941.45	-1,156,475.00	-1,156,475.00	-1,139,550.95	-1,156,475.00	-1,234,288.21	6.7%
TOTAL Multi-Project Fund	-1,163,941.45	-1,156,475.00	-1,156,475.00	-1,139,550.95	-1,156,475.00	-1,234,288.21	6.7%
Capital Improvements	-8,232,277.40	-4,230,366.00	-6,177,095.34	-9,940,400.63	-11,935,566.99	-5,612,000.00	-9.1%
TOTAL Capital Improvements F	-8,232,277.40	-4,230,366.00	-6,177,095.34	-9,940,400.63	-11,935,566.99	-5,612,000.00	-9.1%
FY 2012 Capital Lease	.00	.00	.00	.00	.00	.00	.0%



Revenue Comparison by Department/Fund

Capital Lease Fund	2022 ACTUAL	2023 ORIG BUD	2023 REVISED BUD	2023 ACTUAL	2023 PROJECTION	2024 ADOPTED	PCT CHANGE
FY 2013 Capital Lease	.00	.00	.00	.00	.00	.00	.0%
FY 2014 Capital Lease	.00	.00	.00	.00	.00	.00	.0%
FY 2015 Capital Lease	-288.93	.00	.00	-293.97	.00	.00	.0%
FY 2016 Capital Lease	.00	.00	.00	.00	.00	.00	.0%
FY 2017 Capital Lease	.00	.00	.00	.00	.00	.00	.0%
FY 2018 Capital Lease	.00	.00	.00	.00	.00	.00	.0%
FY 2019 Capital Lease	.00	.00	.00	.00	.00	.00	.0%
FY 2020 Capital Lease	.00	.00	.00	.00	.00	.00	.0%
FY 2021 Capital Lease	.00	.00	.00	.00	.00	.00	.0%
FY 2022 Capital Lease	.00	.00	.00	.00	.00	.00	.0%
FY 2023 Capital Lease	.00	-3,628,844.00	-3,628,844.00	.00	-1,467,132.00	.00	-100.0%
FY 2024 Capital Lease	.00	.00	.00	.00	.00	-2,930,675.00	.0%
FY 2025 Capital Lease	.00	.00	.00	.00	.00	.00	.0%
FY 2026 Capital Lease	.00	.00	.00	.00	.00	.00	.0%
FY 2027 Capital Lease	.00	.00	.00	.00	.00	.00	.0%
FY 2028 Capital Lease	.00	.00	.00	.00	.00	.00	.0%
TOTAL Capital Lease Fund	-288.93	-3,628,844.00	-3,628,844.00	-293.97	-1,467,132.00	-2,930,675.00	-19.2%
Cap Imp. Asphalt & Con	-6,801,406.08	-7,000,000.00	-7,000,000.00	-4,848,524.46	-11,130,756.63	-10,000,000.00	42.9%
TOTAL Cap Improv Asphalt/Con	-6,801,406.08	-7,000,000.00	-7,000,000.00	-4,848,524.46	-11,130,756.63	-10,000,000.00	42.9%
Ice Center Capital Pro	.00	.00	.00	.00	.00	.00	.0%
TOTAL Pepsi Ice Center Capit	.00	.00	.00	.00	.00	.00	.0%
Water Administration	-16,180,878.35	-23,156,896.52	-23,697,696.52	-13,633,190.54	-23,261,419.10	-27,499,742.46	16.0%



106

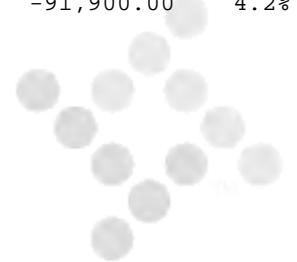
Revenue Comparison by Department/Fund

Water Fund	2022 ACTUAL	2023 ORIG BUD	2023 REVISED BUD	2023 ACTUAL	2023 PROJECTION	2024 ADOPTED	PCT CHANGE
Water Transmission/Dis	-1,524,461.36	-2,810,539.00	-2,810,539.00	-1,157,693.35	-2,453,583.42	.00	-100.0%
Water Purification	-4,000.00	-2,500.00	-2,500.00	-3,000.00	-2,500.00	-3,250.00	30.0%
Lake Maintenance	-254,490.75	-204,316.88	-204,316.88	-56,955.00	-220,010.28	-220,010.28	7.7%
Water Meter Service	-94,929.00	-64,000.00	-64,000.00	-54,640.00	-64,000.00	-72,000.00	12.5%
Water Mechancial Maint	.00	.00	.00	.00	.00	.00	.0%
TOTAL Water Fund	-18,058,759.46	-26,238,252.40	-26,779,052.40	-14,905,478.89	-26,001,512.80	-27,795,002.74	3.8%
Sewer Operations	-9,372,034.68	-11,561,674.74	-11,561,674.74	-7,963,439.33	-11,625,821.90	-12,229,684.00	5.8%
TOTAL Sewer Fund	-9,372,034.68	-11,561,674.74	-11,561,674.74	-7,963,439.33	-11,625,821.90	-12,229,684.00	5.8%
Storm Water Operations	-5,643,251.68	-7,839,853.09	-7,839,853.09	-4,778,817.13	-7,752,121.88	-8,446,868.87	7.7%
TOTAL Storm Water Fund	-5,643,251.68	-7,839,853.09	-7,839,853.09	-4,778,817.13	-7,752,121.88	-8,446,868.87	7.7%
Solid Waste Operations	-8,119,849.88	-8,194,054.50	-8,194,054.50	-6,671,790.66	-8,429,000.00	-8,563,100.00	4.5%
TOTAL Solid Waste Fund	-8,119,849.88	-8,194,054.50	-8,194,054.50	-6,671,790.66	-8,429,000.00	-8,563,100.00	4.5%
Abraham Lincoln Parkin	-244,022.96	-975,804.74	-1,017,904.74	-941,886.42	-1,022,176.72	-1,485,000.00	45.9%
TOTAL Abraham Lincoln Parkin	-244,022.96	-975,804.74	-1,017,904.74	-941,886.42	-1,022,176.72	-1,485,000.00	45.9%
Golf Operations -- Hig	-389,936.27	-511,492.20	-511,492.20	-440,754.35	-563,503.92	-513,442.20	.4%
Golf Operations -- Pra	-882,676.91	-985,755.00	-985,755.00	-846,465.34	-1,232,538.38	-1,019,755.00	3.4%
Golf Operations -- The	-962,468.19	-1,279,275.12	-1,279,275.12	-981,585.63	-1,554,702.32	-2,352,617.86	83.9%
TOTAL Golf Fund	-2,235,081.37	-2,776,522.32	-2,776,522.32	-2,268,805.32	-3,350,744.62	-3,885,815.06	40.0%
Arena City	-2,124,672.02	-6,543,975.64	-6,420,992.86	-1,756,389.59	-4,953,625.25	-7,959,739.92	24.0%
Arena Venue	-1,260,980.94	-1,308,200.00	-1,308,200.00	-699,067.14	-683,568.19	-3,343,200.00	155.6%
TOTAL Arena Fund	-3,385,652.96	-7,852,175.64	-7,729,192.86	-2,455,456.73	-5,637,193.44	-11,302,939.92	46.2%
Casualty Insurance	-4,551,323.05	-5,011,346.04	-5,011,346.04	-5,040,118.41	-5,183,762.04	-5,210,056.73	4.0%
TOTAL Casualty Insurance Fun	-4,551,323.05	-5,011,346.04	-5,011,346.04	-5,040,118.41	-5,183,762.04	-5,210,056.73	4.0%



Revenue Comparison by Department/Fund

Employee Insurance & Benefits	2022 ACTUAL	2023 ORIG BUD	2023 REVISED BUD	2023 ACTUAL	2023 PROJECTION	2024 ADOPTED	PCT CHANGE
Blue Cross/Blue Shield	-18,350.22	-1,426.60	-1,426.60	-31,417.56	-7,000.00	-7,000.00	390.7%
Blue Cross Blue Shield	-1,862,548.80	-1,957,000.00	-1,957,000.00	-1,285,580.39	-1,800,000.00	-1,800,000.00	-8.0%
Blue Cross PPO 600/120	-3,488,333.53	-3,921,200.00	-3,921,200.00	-2,531,069.88	-3,618,000.00	-3,426,000.00	-12.6%
Blue Cross PPO W/HSA	-1,587,623.13	-2,057,565.00	-2,057,565.00	-1,397,561.07	-1,990,000.00	-1,920,000.00	-6.7%
Police Plan	-3,297,142.52	-3,960,000.00	-3,960,000.00	-2,613,281.85	-3,500,000.00	-3,500,000.00	-11.6%
HAMP - HMO	.00	.00	.00	.00	.00	.00	.0%
Blue Cross Blue Shield	-494,132.13	-445,500.00	-445,500.00	-287,960.38	-400,300.60	-364,000.00	-18.3%
Dental	-88,830.12	-92,700.00	-92,700.00	-63,199.30	-86,000.00	-90,000.00	-2.9%
Dental Enhanced	-342,694.90	-353,599.00	-353,599.00	-251,719.71	-350,400.00	-359,500.00	1.7%
Vision	-38,979.45	-41,200.00	-41,200.00	-28,999.54	-40,000.00	-40,000.00	-2.9%
Vision Enhanced	-71,253.70	-73,130.00	-73,130.00	-54,036.81	-72,600.00	-72,600.00	-.7%
Miscellaneous Benefits	-70,431.17	-75,190.00	-75,190.00	-53,148.40	-238,000.00	-218,000.00	189.9%
TOTAL Employee Insurance & B	-11,360,319.67	-12,978,510.60	-12,978,510.60	-8,597,974.89	-12,102,300.60	-11,797,100.00	-9.1%
Blue Cross/Blue Shield	-91,550.22	-1,065.25	-1,065.25	-3,437.57	-1,500.00	-1,500.00	40.8%
Blue Cross Blue Shield	-160,887.48	-233,400.00	-233,400.00	-77,992.46	-204,000.00	-204,000.00	-12.6%
Blue Cross PPO 600/120	-356,017.29	-478,060.00	-478,060.00	-266,323.67	-420,000.00	-420,000.00	-12.1%
Blue Cross PPO W/ HSA	-88,226.98	-108,000.00	-108,000.00	-68,322.62	-85,000.00	-85,000.00	-21.3%
Police Plan	-638,825.38	-785,000.00	-785,000.00	-322,890.83	-750,000.00	-750,000.00	-4.5%
HAMP - HMO	.00	.00	.00	.00	.00	.00	.0%
BCBS HMO IL	-35,077.56	-35,000.00	-35,000.00	-46,110.00	-35,000.00	-35,000.00	.0%
Dental	-43,483.47	-29,400.00	-29,400.00	-23,206.39	-32,000.00	-32,000.00	8.8%
Dental Enhanced	-82,148.84	-88,200.00	-88,200.00	-68,421.60	-91,900.00	-91,900.00	4.2%



Revenue Comparison by Department/Fund

Retiree Healthcare Fund	2022 ACTUAL	2023 ORIG BUD	2023 REVISED BUD	2023 ACTUAL	2023 PROJECTION	2024 ADOPTED	PCT CHANGE
Vision	-11,401.62	-12,600.00	-12,600.00	-9,452.58	-12,500.00	-12,500.00	-.8%
Vision Enhanced	-19,700.91	-21,012.50	-21,012.50	-21,483.24	-21,200.00	-21,200.00	.9%
RET Medicare Supplemen	-152,295.00	-183,750.00	-183,750.00	-108,236.36	-160,000.00	-160,000.00	-12.9%
Miscellaneous Benefits	.00	-10,484.75	-10,484.75	.00	-10,050.00	-16,355.00	56.0%
TOTAL Retiree Healthcare Fun	-1,679,614.75	-1,985,972.50	-1,985,972.50	-1,015,877.32	-1,823,150.00	-1,829,455.00	-7.9%
J M Scott Health Care	630,116.44	-1,000,335.15	-1,000,335.15	135,120.69	-1,000,462.56	-790,443.10	-21.0%
TOTAL J M Scott Healthcare F	630,116.44	-1,000,335.15	-1,000,335.15	135,120.69	-1,000,462.56	-790,443.10	-21.0%
TOTAL REVENUE	-231,662,772.88	-269,101,885.92	-271,310,423.48	-206,149,818.69	-275,757,154.56	-290,134,570.29	6.9%
TOTAL EXPENSE	.00	.00	.00	.00	.00	.00	.0%
GRAND TOTAL	-231,662,772.88	-269,101,885.92	-271,310,423.48	-206,149,818.69	-275,757,154.56	-290,134,570.29	6.9%



CITY OF BLOOMINGTON

STATEMENT OF ADOPTED PROPERTY TAX LEVY

Calendar Year (Fiscal Year)	CY 2020 (FY 2022)	CY 2021 (FY 2023)	CY 2022 (FY 2024)
Account Name	Actual	Projected	Levied
General Fund	\$ 7,149,704	\$ 7,774,286	\$ 8,609,869
Social Security	\$ 1,280,661	\$ 1,280,852	\$ 1,281,010
I.M.R.F.	\$ 1,855,130	\$ 1,855,479	\$ 1,855,626
Police Pension Fund	\$ 4,006,916	\$ 4,007,643	\$ 4,708,000
Fire Pension Fund	\$ 4,194,883	\$ 4,195,657	\$ 4,896,000
Bonds and Interest	\$ 2,152,550	\$ 1,804,438	\$ 969,879
Totals	\$ 20,639,844	\$ 20,918,356	\$ 22,320,384

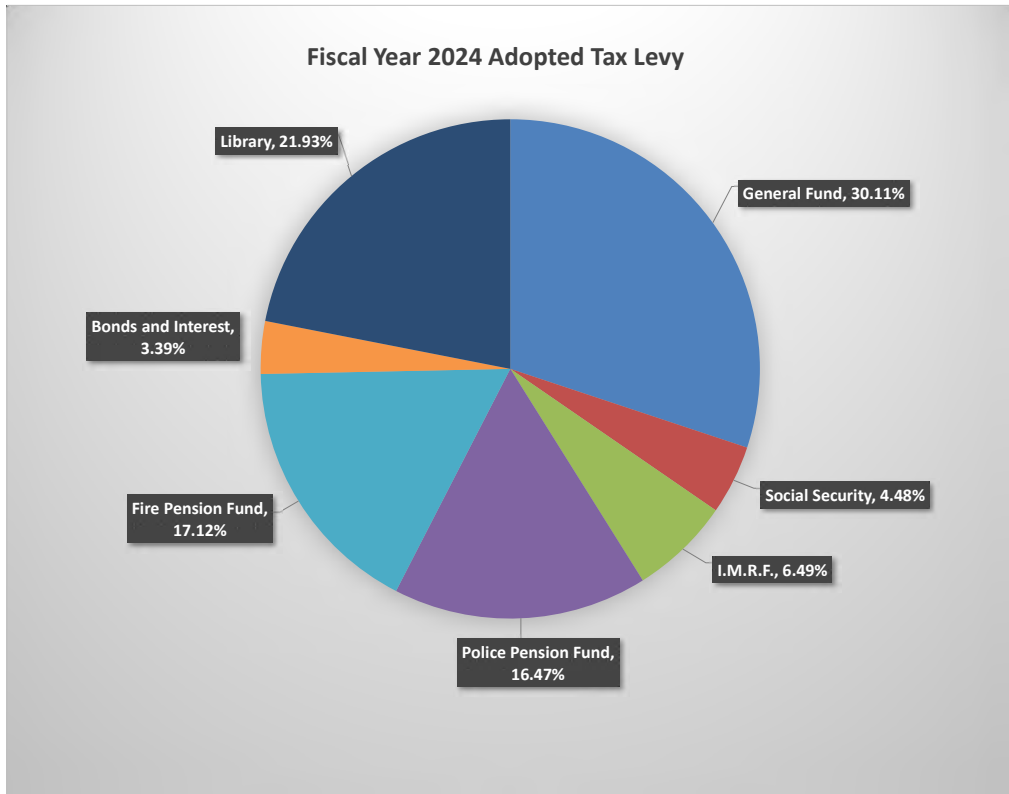
Calendar Year (Fiscal Year)	CY 2020 (FY 2022)	CY 2021 (FY 2023)	CY 2022 (FY 2024)
Actual Tax Rate	1.09367	1.08589	1.08937
Estimated Tax Rate			

Library	\$ 4,966,564	\$ 5,868,831	\$ 6,270,600
Calendar Year (Fiscal Year)	CY 2020 (FY 2022)	CY 2021 (FY 2023)	CY 2022 (FY 2024)
Actual Tax Rate	0.26317	0.30457	0.30604
Estimated Tax Rate			

Total for all Funds ^{1,2}	\$ 25,606,408	\$ 26,787,187	\$ 28,590,984
---	----------------------	----------------------	----------------------

Calendar Year (Fiscal Year)	CY 2020 (FY 2022)	CY 2021 (FY 2023)	CY 2022 (FY 2024)
Actual Tax Rate	1.35684	1.39046	1.39541
Estimated Tax Rate			

¹ - Includes General Fund, Bonds and Library Property Tax Revenue
² - Does not include TIF portion of Property Tax.



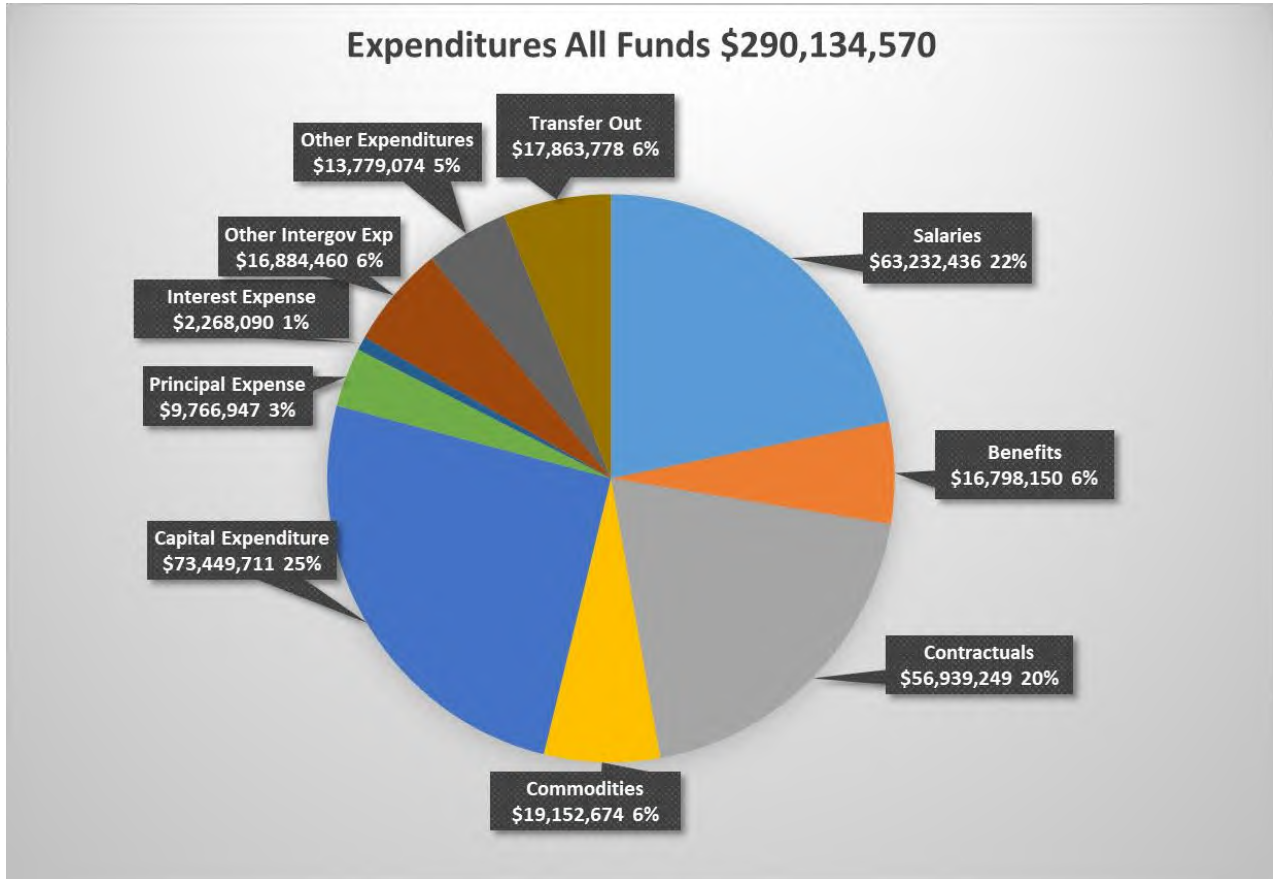
EXPENDITURE SUMMARY



EXPENDITURE SUMMARY

- Expenditure Overview
- Inter-Fund Transfer Summary
- Expenditure Comparison by Department/Fund

Expenditure Overview



Salary and benefits make up 28% of all City expenditures with another 3% from contractuals related to workers' compensation and general liability insurance. Intergovernmental Expenditures represents \$12.3M in payments to the Public Safety pensions and transfers of \$4.6M to regional agencies.

Budget Expenditure Process

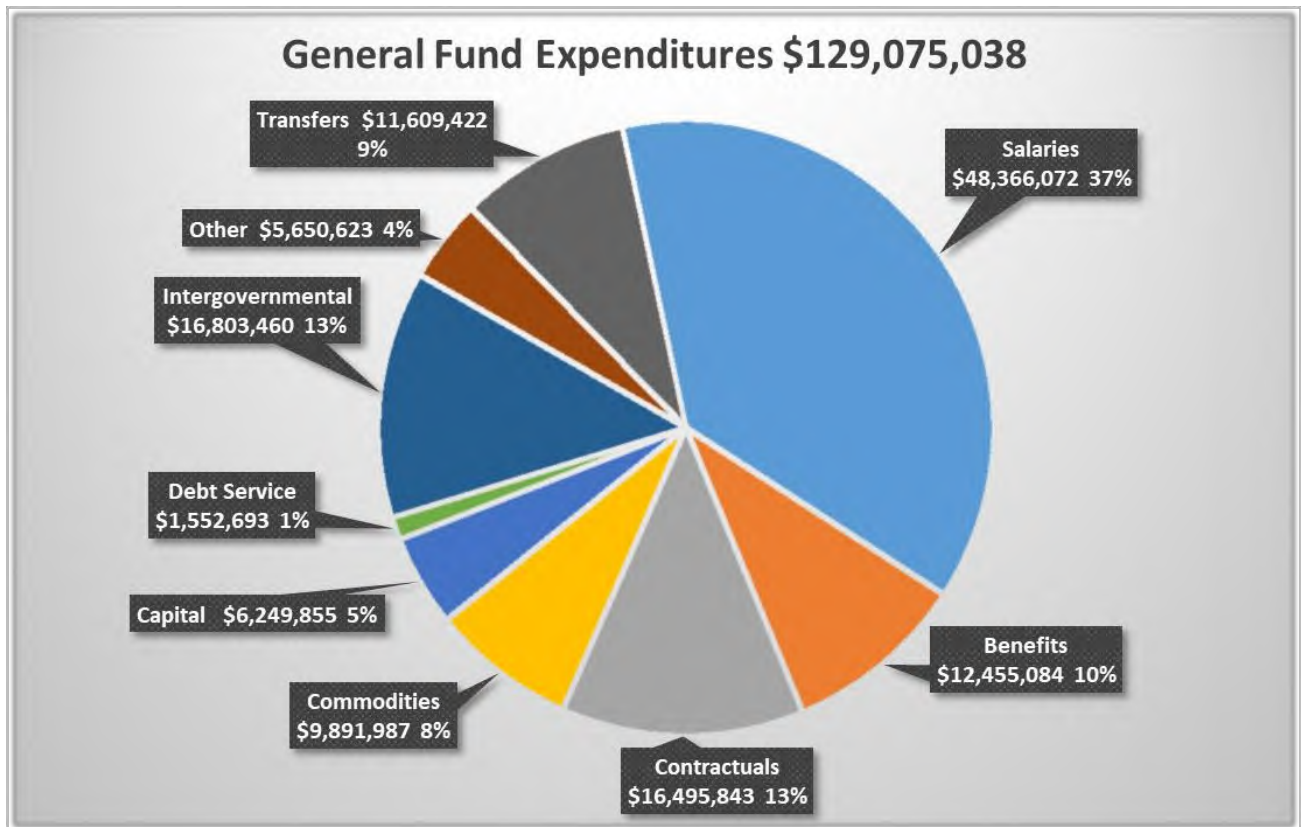
Budget Methodology - The expenditures in the Proposed Fiscal Year 2024 budget are projected by staff using a zero-based budget methodology. A zero-based budget approach requires each budget request be re-evaluated thoroughly, starting from the zero-base. This process is independent of whether the total budget or specific line items are increasing or decreasing. This process is very detailed and takes time to compile an adopted budget for Council review and ultimate approval.

Budget Team - The City's Budget Team is composed of the following positions: City Manager, Deputy City Manager, Finance Director, and the Budget Manager. During the preparation of the budget, the Finance Director and Budget Manager holds discussions with each department director and staff to review the City budget process. This meeting includes timetables and changes to the budget process. Guidance is provided at this meeting regarding additional positions, equipment and/or capital expenditures. The committee provides the City's economic outlook for each director

regarding macro and micro growth within the City for forthcoming fiscal year as well as Council/City Manager directives.

Budget Compilation – Department’s prepare their own budget requests except for line items budgeted by internal subject matter experts. Human Resources employs position budgeting to account for each position and all corresponding cities paid benefits. Information Technology budgets for all software contracts, rolling stock of equipment and new software or hardware capabilities for all departments. The fleet manager provides the purchase list for all licensed vehicles and equipment, fuel costs and vehicle maintenance and repair. Finance budgets for all large tax revenues, debt service, workman’s compensation, and general liability insurances, in addition to verifying department requests.

Budget Meetings - The City’s Budget Team examines and analyzes each department’s proposed budget and prepares work papers to assist the City Manager in evaluating the budget. The City Manager, in conjunction with the Budget Team, meet again with each department director to discuss proposed budget modifications. The budget process provides multiple touch points between departments and administration to understand the impact of decision making.



Salary and benefits make up 47.1% of General Fund expenditures with another 3% of contractuals related to workers’ compensation and general liability insurance. Intergovernmental Expenditures represents \$12.3M in payments to the Public Safety pensions and transfers of \$4.5M to regional agencies.

Salaries:

Salary expenditures include full time, part time, seasonal, retroactive pay, and overtime expenses. For FY 2024, salary expenditures are approximately 22% of all City-wide expenditures.

Salary Expenditures – All Funds

	2022	2023	2023	2024	2024
FUND	ACTUAL	ADOPTED	PROJECTION	ADOPTED	% OF ADOPTED
General Fund	\$42,573,902	\$44,712,639	\$45,489,490	\$48,366,072	76.49%
Board of Elections	\$49,913	\$271,485	\$271,076	\$153,600	0.24%
Library	\$2,832,172	\$3,101,712	\$2,735,330	\$3,311,761	5.24%
Water Fund	\$4,011,405	\$4,247,395	\$4,159,795	\$4,416,754	6.98%
Sewer Fund	\$1,051,940	\$1,326,022	\$1,191,767	\$1,523,985	2.41%
Storm Water Fund	\$666,170	\$671,285	\$793,765	\$717,290	1.13%
Solid Waste Fund	\$2,279,771	\$2,175,152	\$2,350,597	\$2,628,982	4.16%
Abraham Lincoln Parking	\$37,192	\$77,124	\$38,261	\$57,696	0.09%
Golf Fund	\$887,725	\$983,169	\$982,571	\$1,058,529	1.67%
City Arena	\$349,808	\$367,574	\$432,007	\$893,624	1.41%
Casualty Insurance Fund	\$98,908	\$101,110	\$101,109	\$104,143	0.16%
Total:	\$54,838,904	\$58,034,667	\$58,545,769	\$63,232,436	100.00%

Most City salaries are paid from the General Fund; trailed by the Water, Library and Solid Waste funds.

General Fund Salaries as a Percent of Total Salaries

	FY 2022	FY 2023	FY 2024	FY 2024
Departments	Actual	Projected	Adopted	% of Adopted
Police Administration	\$13,943,393	\$14,605,350	\$15,612,166	32.28%
Fire	\$11,774,968	\$12,375,562	\$13,843,530	28.62%
Parks Maintenance	\$1,943,307	\$1,954,284	\$2,241,164	4.63%
Street Maintenance	\$1,722,104	\$1,734,271	\$1,919,627	3.97%
Information Technology	\$663,727	\$1,060,555	\$1,447,608	2.99%
Police Communication Center	\$1,228,999	\$1,338,322	\$1,321,643	2.73%
Building Safety	\$925,438	\$1,034,818	\$1,235,121	2.55%
Human Resources	\$819,558	\$968,278	\$1,099,684	2.27%
Engineering Administration	\$670,126	\$749,871	\$1,046,685	2.16%
Legal	\$919,375	\$999,990	\$1,024,731	2.12%
Miller Park Zoo	\$695,945	\$894,563	\$936,265	1.94%
Community Enhancement	\$601,374	\$691,962	\$875,877	1.81%
Finance	\$738,353	\$842,695	\$873,410	1.81%
Fleet Management	\$636,997	\$755,202	\$821,219	1.70%
Administration	\$722,663	\$748,389	\$796,628	1.65%
BCPA	\$569,408	\$491,627	\$736,284	1.52%
Parks Administration	\$576,814	\$631,676	\$656,007	1.36%
Aquatics	\$102,336	\$123,409	\$520,000	1.08%
Recreation	\$363,422	\$369,069	\$513,769	1.06%
Facilities Maintenance	\$388,615	\$419,808	\$478,791	0.99%
Bloomington Ice Center	\$376,370	\$405,940	\$386,966	0.80%
Economic Development	\$297,979	\$367,897	\$375,721	0.78%
Snow & Ice Removal	\$301,584	\$301,500	\$302,160	0.62%
City Clerk	\$380,475	\$260,321	\$297,655	0.62%
Collections	\$194,855	\$259,531	\$290,998	0.60%
SOAR	\$173,943	\$224,421	\$268,863	0.56%
Public Works	\$320,899	\$254,416	\$264,272	0.55%
Billing	\$204,390	\$234,845	\$253,596	0.52%
Planning	\$154,668	\$217,540	\$221,842	0.46%
Parking Operations	\$161,814	\$173,380	\$203,790	0.42%
Non Departmental	\$0	\$0	(\$2,500,000)	-5.17%
Total:	42,573,902	45,489,490	48,366,072	100.00%

This table indicates approximately 60.9% of the General Fund salaries are derived from the Police and Fire Departments, trailed by Parks Maintenance (4.6%), Street Maintenance (3.97%), and Information Technology (2.99%) departments.

General Fund Salaries Percent Increase/ (Decrease)

ADMIN	FY 2023 Adopted Budget	FY 2024 Adopted Budget	Difference	% Change	
Non-Departmental	(2,450,000.00)	(2,500,000.00)	(\$50,000)	2.04%	
Administration	\$751,910	\$796,628	\$44,718	5.95%	
City Clerk	\$333,996	\$297,655	(\$36,341)	-10.88%	1
Human Resources	\$928,385	\$1,099,684	\$171,299	18.45%	2
Finance	\$748,738	\$873,410	\$124,672	16.65%	3
Collections	\$228,749	\$290,998	\$62,249	27.21%	4
Billing	\$209,910	\$253,596	\$43,686	20.81%	5
Information Technology	\$1,384,531	\$1,447,608	\$63,077	4.56%	
Legal	\$1,028,133	\$1,024,731	(\$3,402)	-0.33%	
Total	\$3,164,352	\$3,584,310	\$419,958	13.27%	
PARKS					
Parks Administration	\$653,901	\$656,007	\$2,106	0.32%	
Parks Maintenance	\$2,014,013	\$2,241,164	\$227,151	11.28%	6
Recreation	\$490,988	\$513,769	\$22,781	4.64%	
Aquatics	\$142,318	\$520,000	\$377,682	265.38%	7
BCPA	\$666,593	\$736,284	\$69,692	10.45%	8
Miller Park Zoo	\$848,554	\$936,265	\$87,711	10.34%	9
Bloomington Ice Center	\$421,685	\$386,966	(\$34,719)	-8.23%	
SOAR	\$255,072	\$268,863	\$13,791	5.41%	
Total	\$5,493,124	\$6,259,318	\$766,195	13.95%	
POLICE					
Police Administration	\$14,991,984	\$15,612,166	\$620,182	4.14%	
Police Communication Center	\$1,195,757	\$1,321,643	\$125,886	10.53%	10
Total	\$16,187,741	\$16,933,809	\$746,068	4.61%	
FIRE					
Fire	\$13,037,874	\$13,843,530	\$805,656	6.18%	
Total	\$13,037,874	\$13,843,530	\$805,656	6.18%	
COMMUNITY DEVELOPMENT					
Building Safety	\$975,873	\$1,235,121	\$259,248	26.57%	11
Planning	\$216,390	\$221,842	\$5,452	2.52%	
Community Enhancement	655,646.00	875,877.00	\$220,231	33.59%	12
Economic Development	369,641.00	375,721.00	\$6,080	1.64%	
Total	\$2,217,550	\$2,708,561	\$491,011	22.14%	
FACILITIES					
Facilities Maintenance	505,815.00	478,791.00	(\$27,024)	-5.34%	
Parking Operations	233,408.00	203,790.00	(\$29,618)	-12.69%	13
Total	\$739,223	\$682,581	(\$56,642)	-7.66%	
PUBLIC WORKS					
Public Works Administration	367,879.00	264,272.00	(\$103,607)	-28.16%	14
Street Maintenance	1,728,614.00	1,919,627.00	\$191,013	11.05%	15
Snow & Ice Removal	252,444.00	302,160.00	\$49,716	19.69%	16
Engineering Administra	807,964.00	1,046,685.00	\$238,721	29.55%	17
Fleet Management	715,874.00	821,219.00	\$105,345	14.72%	18
Total	3,872,775.00	\$4,353,963	\$481,188	12.42%	
TOTAL					
Total	\$44,712,639	\$48,366,072	\$3,653,434	8.17%	

**This table and subsequent chart identify salary increases/decreases by department and division General Fund salaries increased \$3.65M over the previous year. Further explanations are listed on the next page.*

General Fund Salaries Notes

1. City Clerk had a Strategy & Success Mgr. position eliminated.
2. Human Resources added a Workforce Development Coordinator & Recruiter.
3. Finance added an additional Accountant.
4. Legal Secretary position eliminated, and position repurposed to a Hub Generalist under Collections.
5. Billing had a position reclassified a position to a manager.
6. Parks Maintenance added 1 Laborer added per new 699 Contract.
7. O'Neil Pool which is closed for renovation, planning to open in FY 2024.
8. BCPA repurposed some positions because of forming of the Entertainment Division which includes the Arena.
9. Miller Park Zoo cost is increasing mainly due to Seasonal rates increasing due to State of Illinois minimum wage.
10. Police Communication Center increasing due to seasonal and overtime.
11. Building Safety added a Fire Inspector IV and Multi-Discipline Inspector positions.
12. Community Enhancement added 2 inspectors.
13. Parking Operations decreased as seasonal budget was reduced.
14. Public Works Administration had a position that was repurposed as Asst. Superintendent of Solid Waste in the Solid Waste Fund.
15. Street Maintenance added a position as part of the new 699 contract.
16. Snow & Ice Removal increased due to a higher full-time allocation for snow & ice removal.
17. Engineering is adding an Assistant Public Works and Engineer.
18. Fleet Management is adding to seasonal budget to be able to hire a Miscellaneous Technician.

Benefits:

Benefit expenditures include the City’s share of health and life insurance, retirement contributions, unemployment insurance, worker’s compensation, and uniform/tool allowances. For FY 2024, benefits are approximately 6% of all City-wide expenditures.

General Fund Benefits by Department				
	FY 2022	FY 2023	FY 2024	FY 2024
Departments	Actual	Projected	Adopted	% of Adopted
Police Administration	\$4,108,951	\$3,851,357	\$3,823,419	30.70%
Fire	\$2,794,095	\$2,522,264	\$2,689,119	21.59%
Parks Maintenance	\$685,919	\$645,790	\$619,704	4.98%
Street Maintenance	\$582,764	\$528,886	\$518,263	4.16%
Information Technology	\$231,009	\$353,948	\$458,758	3.68%
Police Communication Center	\$350,995	\$373,394	\$403,702	3.24%
Building Safety	\$299,976	\$331,934	\$393,141	3.16%
Human Resources	\$355,438	\$355,031	\$368,827	2.96%
Engineering Administration	\$249,378	\$257,908	\$313,887	2.52%
Legal	\$322,320	\$323,728	\$304,177	2.44%
Community Enhancement	\$208,707	\$219,445	\$269,505	2.16%
Finance	\$251,393	\$294,950	\$258,027	2.07%
Fleet Management	\$246,817	\$240,159	\$245,348	1.97%
Miller Park Zoo	\$270,698	\$252,966	\$231,050	1.86%
Administration	\$225,709	\$204,600	\$209,121	1.68%
BCPA	\$157,744	\$150,961	\$168,188	1.35%
Parks Administration	\$195,764	\$167,500	\$167,825	1.35%
Facilities Maintenance	\$132,264	\$123,264	\$127,236	1.02%
Recreation	\$90,056	\$77,965	\$105,244	0.84%
Collections	\$53,267	\$76,785	\$91,736	0.74%
Snow & Ice Removal	\$91,941	\$96,100	\$91,100	0.73%
Economic Development	\$89,592	\$92,746	\$88,881	0.71%
Public Works	\$111,477	\$83,330	\$82,669	0.66%
Billing	\$81,857	\$79,439	\$81,066	0.65%
City Clerk	\$129,610	\$68,502	\$76,031	0.61%
Bloomington Ice Center	\$78,490	\$75,223	\$65,709	0.53%
Planning	\$46,404	\$63,719	\$61,611	0.49%
Parking Operations	\$56,107	\$54,336	\$51,733	0.42%
SOAR	\$53,462	\$48,575	\$50,225	0.40%
Aquatics	\$7,829	\$9,441	\$39,782	0.32%
Non Departmental	\$0	\$0	\$0	0.00%
Total:	\$12,560,036	\$12,024,244	\$12,455,084	100.00%

This table indicates approximately 52.3% of the General Fund benefits are related to the Police and Fire departments; trailed by Parks Maintenance 4.98%), Street Maintenance (4.16%) and Information Technology at 3.68%.

General Fund Benefits Percent Increase/ (Decrease)

ADMIN	FY 2023 Adopted	FY 2024 Adopted	Difference	% Change	
Non Departmental	-	-	-	0.00%	
Administration	220,992	209,121	(\$11,871)	-5.37%	
City Clerk	110,077	76,031	(\$34,046)	-30.93%	1
Human Resources	354,330	393,141	\$38,811	10.95%	2
Finance	252,551	258,027	\$5,476	2.17%	
Collections	106,795	91,736	(\$15,059)	-14.10%	3
Billing	88,057	81,066	(\$6,991)	-7.94%	
Information Technology	583,464	458,758	(\$124,706)	-21.37%	3
Legal	347,126	304,177	(\$42,949)	-12.37%	4
Total	\$2,063,392	\$1,872,057	(\$191,335)	-9.27%	
PARKS					
Parks Administration	148,554	167,825	\$19,271	12.97%	5
Parks Maintenance	680,695	619,704	(\$60,991)	-8.96%	
Recreation	105,227	105,244	\$17	0.02%	
Aquatics	10,888	39,782	\$28,894	265.37%	6
BCPA	166,942	168,188	\$1,247	0.75%	
Miller Park Zoo	300,699	231,050	(\$69,649)	-23.16%	3
Bloomington Ice Center	68,907	65,709	(\$3,198)	-4.64%	
SOAR	38,804	50,225	\$11,421	29.43%	5
Total	\$1,520,716	\$1,447,727	(\$72,989)	-4.80%	
POLICE					
Police Administration	3,989,773	3,823,419	(\$166,354)	-4.17%	
Police Communication Center	403,449	368,827	(\$34,622)	-8.58%	
Total	\$4,393,222	\$4,192,246	(\$200,976)	-4.57%	
FIRE					
Fire	2,887,253	2,689,119	(\$198,134)	-6.86%	
Total	\$2,887,253	\$2,689,119	(\$198,134)	-6.86%	
COMMUNITY DEVELOPMENT					
Building Safety	356,719	403,702	\$46,983	13.17%	7
Planning	86,097	61,611	(\$24,486)	-28.44%	3
Community Enhancement	232,439	269,505	\$37,066	15.95%	8
Economic Development	125,696	88,881	(\$36,815)	-29.29%	3
Total	\$800,951	\$823,699	\$22,748	2.84%	
FACILITIES					
Facilities Maintenance	144,736	127,236	(\$17,500)	-12.09%	3
Parking Operations	85,201	51,733	(\$33,468)	-39.28%	3
Total	\$229,937	\$178,969	(\$50,968)	-22.17%	
PUBLIC WORKS					
Public Works Administration	116,813	82,669	(\$34,144)	-29.23%	9
Street Maintenance	536,605	518,263	(\$18,342)	-3.42%	
Snow & Ice Removal	35,804	91,100	\$55,296	154.44%	10
Engineering Administration	265,718	313,887	\$48,169	18.13%	11
Fleet Management	269,668	245,348	(\$24,320)	-9.02%	
Total	\$1,224,608	\$1,251,267	\$26,659	2.18%	
TOTAL					
Total	\$13,120,079	\$12,455,084	(\$664,994)	-5.07%	

This table and subsequent chart identify benefits increases/decreases by department and division. General Fund benefits decreased over the previous year by approximately 5%.

General Fund Benefits Notes

1. City Clerk had a Strategy & Success Mgr. position eliminated and City IMRF Rate decreased year over year.
2. Human Resources added a Workforce Development Coordinator & Recruiter.
3. City IMRF Rate decreased year over year.
4. Legal Secretary position eliminated, and position repurposed to a Hub Generalist under Collections and City IMRF Rate decreased year over year.
5. Change in benefit enrollment year over year.
6. O'Neil Pool, which is closed for renovation, planning to open in FY 2024.
7. Building Safety added a Fire Inspector IV and Multi-Discipline Inspector positions.
8. Community Enhancement added 2 inspectors.
9. Public Works Administration had a position that was repurposed as Asst. Superintendent of Solid Waste in the Solid Waste Fund and City IMRF Rate decreased year over year.
10. Snow & Ice Removal increased due to a higher full-time allocation for snow & ice removal which increases benefit cost.
11. Engineering is adding an Assistant Public Works and Engineer.

Other Expenditure Accounts:

Contractuals

This category relates to services provided to the City by outside agencies or self-employed contractors. Contractuals make up 20% of all expenditures and 13% of General Fund expenditures. Contractuals include insurance premiums and claims for workers compensation and general liability, professional services and repair/maintenance accounts for buildings, equipment, and vehicles.

Commodities

This category relates to products purchased by the City to support its daily operations including all payments for utilities and supplies (i.e., street materials, fuel, etc.). Commodities make up 7% of all expenditures and 8% of General Fund expenditures.

Capital Expenditures

This category summarizes major capital projects such as road resurfacing, water, sewer and storm water lines and the purchase of machinery, equipment, and vehicles. The capitalization threshold for machinery, equipment and vehicles is \$5,000 or greater. Capital expenditures make up 25% of all expenditures and 5% of General Fund expenditures.

Debt Service

Is comprised of principal and interest payments for the City's capital lease program, payments on bonds, Illinois Environmental Protection Agency Loans, and any other debt instruments in use by the City. Debt service makes up 4% of total City expenditures and 1% of General Fund expenditures. The General Fund expenditures are related to Capital Lease principal and interest and some cash payments for machinery, equipment, and vehicles. Other General Fund related debt service is paid through Transfers Out.

Inter-Governmental Expenses

This category relates to payments made to other local, state, and federal governments for services and/or products purchased by the City to support its daily operations. Inter-Governmental Expenses make up 6% of all expenses and 13% of General Fund expenses. Payments include Police and Fire Pensions, Convention and Visitor's Bureau, Economic Development Council, McLean County for Mental Health Services and Connect Transit totaling \$16.8M for FY 2024.

Other Expenditures

This category relates to payments which do not fall into other designated City expenditure categories. Other Expenditures make up 5% of all expenditures and 4% of General Fund expenditures. Examples include the Rust Grant and community relations.

Transfers Out

This category relates to transfers made between City funds. Transfers out make up of 6% of all expenditures and 9% of General Fund expenditures. General fund transfers include transfers to Capital Improvement Fund for non-enterprise fund capital projects not related to street resurfacing/sidewalks, Debt Service funds, Enterprise funds for operations and debt service.

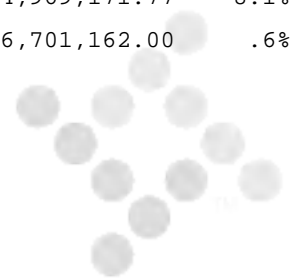
FY 2024 Inter-Fund Transfer Summary

Due To Transfers	Transfer Amount	Due From Transfers	Transfer Amount
General Fund Due To:		General Fund Due From:	
General Fund Due To Capital Improvement Fund	\$ 3,300,000	Planning due from IHDA	
General Fund Due To Capital Improvement (Asphalt & Concrete) Fund	\$ 1,000,000	Code Enforcement Due From Community Development	\$ 124,754
General Fund Due To General Bond & Interest		Code Enforcement due from IHDA	\$ 13,375
General Fund Due To Variable Debt	\$ 576,710	Code Enforcement Due From John M. Scott Health Care	\$ 37,440
General Fund Due To Golf Fund	\$ 1,255,918	General Fund Due From Water	\$ 1,375,388
General Fund Due To Arena Fund	\$ 3,000,000	General Fund Due From Sewer	\$ 629,965
General Fund Due to Abraham Lincoln Parking Deck	\$ 1,100,000	General Fund Due From Storm Water	\$ 443,039
BCPA Due To General Bond & Interest	\$ 560,860	General Fund Due From Solid Waste	\$ 484,349
BCPA Due To Variable Debt	\$ 295,292	General Fund Due From Golf	\$ 76,169
Miller Park Zoo to Park Dedication Fund		General Fund Due From Arena	\$ 122,206
Parking Due To Variable Debt	\$ 307,786	General Fund Due From Abraham Lincoln Parking	\$ 9,411
Total General Fund Due To	<u>\$ 11,396,567</u>	Total General Fund Due From	<u>\$ 3,316,096</u>
Special Revenue Funds Due To:		Special Revenue Funds Due From:	
Community Development to Code Enforcement	\$ 124,754	Park Dedication Due From Miller Park Zoo	
IHDA to Planning		Library Fixed Asset Replacement Due From Library	
IHDA to Code Enforcement	\$ 13,375	Capital Improvement Fund From Empire TIF	
IHDA HAP to Code Enforcement			
Empire TIF to Capital Improvement Fund			
Library to Library Asset Replacement Fund			
Library to General Bond & Interest	\$ 1,081,456		
Total Special Revenue Funds Due To	<u>\$ 1,219,585</u>	Total Special Revenue Funds Due From	<u>\$ -</u>
Debt Service Funds Due To:		Debt Service Funds Due From:	
		General Bond & Interest Due From General Fund	
		General Bond & Interest Due From BCPA	\$ 560,860
		General Bond & Interest Due From Library	\$ 1,081,456
		Variable Debt Due From General Fund	\$ 576,710
		Variable Debt Due From BCPA	\$ 295,292
		Variable Debt Due From Parking	\$ 307,786
		Arena Debt Due From Arena	\$ 1,856,804
Total Debt Service Funds Due To	<u>\$ -</u>	Total Debt Service Funds Due From	<u>\$ 4,678,909</u>
Capital Projects Funds Due To:		Capital Projects Funds Due From:	
		Capital Improvements Due From General Fund	\$ 3,300,000
		Capital Improvements Due From Empire TIF	
		Capital Improvement (Asphalt & Concrete) Due From General Fund	\$ 1,000,000
Total Capital Projects Due To	<u>\$ -</u>	Total Capital Projects Due From	<u>\$ 4,300,000</u>
Enterprise Funds Due To:		Enterprise Funds Due From:	
Water Fund Due To General Fund	\$ 1,375,388	Arena Due From General Fund	\$ 3,000,000
Sewer Fund Due To General Fund	\$ 629,965	Water Fund Due From Sewer Fund	
Storm Water Due To General Fund	\$ 443,039	Water Fund Due From Storm Water Fund	
Solid Waste Due To General Fund	\$ 484,349	Water Fund Due From Solid Waste Fund	
Abraham Lincoln Parking To General Fund	\$ 9,411	Lincoln Parking Due From General Fund	\$ 1,100,000
Golf Fund Due To General Fund	\$ 76,169	Golf Fund Due From General Fund	\$ 1,255,918
Arena Due To General Fund	\$ 122,206		
Arena Due To Arena Debt	\$ 1,856,804		
Total Enterprise Funds Due To	<u>\$ 4,997,331</u>	Total Enterprise Funds Due From	<u>\$ 5,355,918</u>
Internal Service Funds Due To:		Internal Service Funds Due From:	
Total Internal Service Funds Due To	<u>\$ -</u>	Total Internal Service Funds Due From	<u>\$ -</u>
Fiduciary Funds Due To:		Fiduciary Funds Due From:	
John M. Scott Health Care to Code Enforcement	\$ 37,440		
Total Fiduciary Funds Due To	<u>\$ 37,440</u>	Total Fiduciary Funds Due From	<u>\$ -</u>
Total Due To	<u>\$ 17,650,923</u>	Total Due From	<u>\$ 17,650,923</u>

Note: Does not include \$212,855 of transfers within the General Fund.

Expenditure Comparison by Department/Fund

General Fund	2022 ACTUAL	2023 ORIG BUD	2023 REVISED BUD	2023 ACTUAL	2023 PROJECTION	2024 ADOPTED	PCT CHANGE
Non Departmental	11,713.48	1,593,462.00	843,462.00	150,050.00	3,315,971.69	-4,000,000.00	-574.2%
Administration	1,122,346.64	1,255,269.74	1,280,269.74	1,013,667.44	1,250,927.35	1,423,321.17	11.2%
City Clerk	806,786.66	606,630.39	606,630.39	302,542.56	453,493.18	525,817.16	-13.3%
Human Resources	1,628,927.63	1,772,815.00	1,772,815.00	1,407,099.43	1,787,006.80	2,136,654.59	20.5%
Finance	1,402,764.22	1,425,297.95	1,425,297.95	1,301,221.88	1,641,453.77	1,622,356.91	13.8%
Collections	282,229.49	370,666.66	370,666.66	290,258.08	369,188.29	420,921.16	13.6%
Billing	1,151,250.88	1,044,254.47	1,044,254.47	963,901.22	1,196,071.36	1,208,284.25	15.7%
Information Services	3,955,423.63	5,761,307.58	5,761,307.58	4,304,522.93	5,770,866.55	6,173,817.74	7.2%
Legal	1,409,453.14	1,578,494.49	1,578,494.49	1,138,008.40	1,495,202.56	1,513,727.77	-4.1%
Procurement	.00	.00	.00	.00	.00	.00	.0%
Parks Administration	822,503.95	856,386.88	858,386.88	638,690.11	853,503.99	891,707.64	3.9%
Parks Maintenance	4,363,127.02	4,624,861.22	4,631,861.22	3,449,364.77	4,303,863.20	5,287,191.92	14.1%
Recreation	958,296.66	1,118,866.36	1,118,866.36	767,069.27	930,780.46	1,344,236.03	20.1%
Aquatics	205,805.71	631,197.32	631,197.32	270,324.15	575,436.54	1,093,397.78	73.2%
BCPA	2,415,140.81	2,780,813.86	2,780,813.86	1,907,270.06	2,525,968.00	2,771,042.22	-.4%
BCPA Capital Campaign	13,122.18	500,000.00	500,000.00	.00	.00	.00	-100.0%
BCPA Community Foundat	.00	.00	.00	.00	.00	.00	.0%
Miller Park Zoo	1,665,333.88	1,883,838.00	1,881,838.00	1,936,367.49	2,230,431.10	2,104,346.69	11.8%
Bloomington Ice Center	832,620.38	899,103.66	899,103.66	670,824.27	890,028.53	1,238,539.99	37.8%
SOAR	388,755.17	380,416.61	380,416.61	257,955.45	346,210.36	412,756.95	8.5%
Police Administration	21,920,588.43	23,116,504.26	23,091,504.26	17,634,982.18	22,471,600.95	24,969,171.77	8.1%
Police Pension	7,095,290.00	6,662,156.00	6,662,156.00	6,662,156.00	6,662,156.00	6,701,162.00	.6%



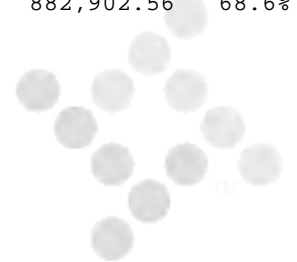
Expenditure Comparison by Department/Fund

General Fund	2022 ACTUAL	2023 ORIG BUD	2023 REVISED BUD	2023 ACTUAL	2023 PROJECTION	2024 ADOPTED	PCT CHANGE
Police Communication C	2,010,263.47	2,060,903.50	2,060,903.50	1,688,953.57	2,142,101.40	2,179,281.21	5.7%
Fire	22,202,234.40	23,137,422.14	23,486,189.14	17,669,433.53	24,841,874.61	25,372,927.54	8.0%
Fire Pension	6,187,221.00	6,089,466.00	6,089,466.00	6,089,466.00	6,089,466.00	5,612,280.00	-7.8%
Fire - Ambulance	.00	.00	.00	.00	.00	.00	.0%
Building Safety	1,455,936.20	1,521,071.27	1,531,783.15	1,240,287.26	1,613,081.04	2,020,445.93	31.9%
Planning	473,853.76	762,261.16	759,342.66	355,622.44	579,928.21	714,859.07	-5.9%
Community Enhancement	933,629.29	1,036,840.61	1,147,446.49	826,746.79	1,081,078.36	1,455,369.93	26.8%
Downtown Development D	57.56	.00	.00	.00	.00	.00	.0%
Facilities Maintenance	1,082,051.47	1,165,646.67	1,165,646.67	828,874.27	1,116,689.41	1,153,336.16	-1.1%
Gov Center Bldg Maint	475,492.50	531,947.00	531,947.00	531,947.00	531,947.00	1,077,945.00	102.6%
Parking Operations	763,583.79	997,389.86	997,389.86	726,815.46	888,950.07	905,835.30	-9.2%
Public Works Administr	648,777.58	753,278.30	753,278.30	425,855.89	562,422.82	566,436.45	-24.8%
Street Maintenance	4,310,258.37	4,381,019.86	4,383,938.36	3,186,622.44	3,987,606.13	5,052,724.85	15.3%
Snow & Ice Removal	937,074.60	1,012,487.25	1,012,487.25	693,350.59	1,125,662.25	1,667,333.37	64.7%
Engineering Administra	2,188,885.98	2,402,586.83	2,402,586.83	1,702,213.99	2,343,430.22	2,829,473.44	17.8%
Fleet Management	3,571,663.79	3,860,002.49	3,982,985.27	3,374,929.54	4,191,387.82	4,345,486.70	9.1%
Contingency	.00	.00	.00	.00	.00	.00	.0%
McLean County Mental H	2,768,681.71	2,781,029.85	2,781,029.85	2,009,932.90	2,941,355.94	2,850,000.00	2.5%
Sister City	1,214.09	27,720.00	27,720.00	1,043.70	24,720.00	65,220.00	135.3%
Economic Development	1,773,990.88	2,153,271.45	2,024,953.69	1,021,357.04	1,959,341.34	2,212,900.62	9.3%
General Fund Transfers	15,964,674.55	7,288,798.49	7,207,915.71	4,113,444.45	12,077,176.57	10,244,729.13	42.1%
Public Transportation	1,448,680.92	1,486,265.00	1,486,265.00	993,843.27	1,486,265.00	910,000.00	-38.8%
TOTAL General Fund	121,649,705.87	122,311,750.18	121,952,617.18	92,547,015.82	128,654,644.87	129,075,038.44	5.8%



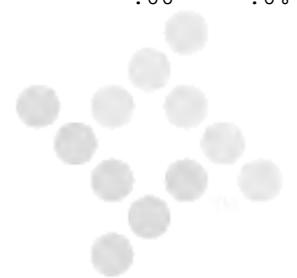
Expenditure Comparison by Department/Fund

Motor Fuel Tax Fund	2022 ACTUAL	2023 ORIG BUD	2023 REVISED BUD	2023 ACTUAL	2023 PROJECTION	2024 ADOPTED	PCT CHANGE
Motor Fuel Tax	739,530.00	25,205,000.00	25,205,000.00	665,728.50	4,426,755.67	26,693,600.00	5.9%
TOTAL Motor Fuel Tax Fund	739,530.00	25,205,000.00	25,205,000.00	665,728.50	4,426,755.67	26,693,600.00	5.9%
Board of Elections	413,067.65	1,248,012.21	1,248,012.21	479,602.84	956,949.00	688,372.00	-44.8%
TOTAL Board of Elections Fun	413,067.65	1,248,012.21	1,248,012.21	479,602.84	956,949.00	688,372.00	-44.8%
Drug Enforcement	21,414.56	248,250.00	248,250.00	8,475.29	167,250.00	187,450.00	-24.5%
DARE	.00	.00	.00	.00	.00	.00	.0%
DUI Enforcement	.00	.00	.00	.00	.00	41,000.00	.0%
Marijuana Leaf Testing	.00	.00	.00	.00	.00	.00	.0%
Federal Drug Enforceme	.00	.00	.00	.00	.00	.00	.0%
Project Safe Neighbor	.00	.00	.00	.00	.00	.00	.0%
Cyber Crime Grant	.00	.00	.00	.00	.00	.00	.0%
TOTAL Drug Enforcement Fund	21,414.56	248,250.00	248,250.00	8,475.29	167,250.00	228,450.00	-8.0%
Foreign Fire Insurance	44,872.96	.00	.00	.00	.00	.00	.0%
TOTAL Foreign Fire Insurance	44,872.96	.00	.00	.00	.00	.00	.0%
BCPA	.00	.00	.00	.00	.00	.00	.0%
TOTAL BCPA Fund	.00	.00	.00	.00	.00	.00	.0%
CD - Administration &	114,646.58	74,400.00	74,300.00	22,656.95	73,418.20	72,100.00	-3.0%
CD - Rehabilitation	291,310.05	404,900.00	434,364.00	130,304.84	448,964.00	353,291.75	-18.7%
CD - Capital Improveme	157,841.66	139,880.00	269,600.00	30,774.67	255,000.00	150,000.00	-44.4%
CD - Community Service	398,614.11	386,069.00	386,569.00	37,801.18	82,500.00	112,938.55	-70.8%
CD - Continuum of Care	232,564.93	260,243.00	261,683.00	132,732.88	260,243.00	23,000.00	-91.2%
CD - Lead Hazard Contr	55,480.61	523,790.00	523,790.00	2,849.69	449,304.80	882,902.56	68.6%



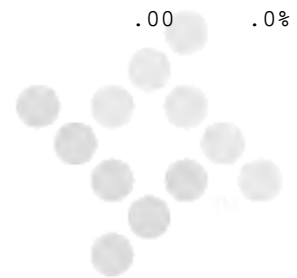
Expenditure Comparison by Department/Fund

Community Development Fund	2022 ACTUAL	2023 ORIG BUD	2023 REVISED BUD	2023 ACTUAL	2023 PROJECTION	2024 ADOPTED	PCT CHANGE
CD - Healthy Homes Gra	78.00	48,989.00	48,989.00	.00	48,989.00	117,158.89	139.2%
TOTAL Community Development	1,250,535.94	1,838,271.00	1,999,295.00	357,120.21	1,618,419.00	1,711,391.75	-14.4%
Single Family Owner Oc	172,826.98	902,134.00	902,134.00	484,095.48	776,447.16	293,650.00	-67.4%
TOTAL IHDA Fund	172,826.98	902,134.00	902,134.00	484,095.48	776,447.16	293,650.00	-67.4%
Library Maint & Operat	26,475,851.54	8,774,230.61	8,774,230.61	4,790,124.99	22,842,309.50	12,261,961.00	39.7%
Next Generation Librar	.00	.00	.00	.00	.00	.00	.0%
TOTAL Library Fund	26,475,851.54	8,774,230.61	8,774,230.61	4,790,124.99	22,842,309.50	12,261,961.00	39.7%
Library FA Replacement	13,245.00	295,000.00	295,000.00	8,665.73	258,666.00	15,000.00	-94.9%
TOTAL Library FA Fund	13,245.00	295,000.00	295,000.00	8,665.73	258,666.00	15,000.00	-94.9%
Park Dedication	.00	52,779.15	52,779.15	229.50	392,886.85	30,000.00	-43.2%
Parks Maintenance	.00	.00	.00	.00	.00	.00	.0%
TOTAL Park Dedication Fund	.00	52,779.15	52,779.15	229.50	392,886.85	30,000.00	-43.2%
Empire St Corridor TIF	254,543.37	402,663.75	402,663.75	156,957.55	498,721.74	561,997.93	39.6%
TOTAL Empire St Corridor TIF	254,543.37	402,663.75	402,663.75	156,957.55	498,721.74	561,997.93	39.6%
Downtown-Southwest TIF	175.99	5,070.00	5,070.00	29.33	7,298.72	10,130.15	99.8%
TOTAL Downtown-Southwest TIF	175.99	5,070.00	5,070.00	29.33	7,298.72	10,130.15	99.8%
Downtown E Washington	1,386.01	60,000.00	60,000.00	33,013.73	43,711.19	87,386.00	45.6%
TOTAL Downtown E Washington	1,386.01	60,000.00	60,000.00	33,013.73	43,711.19	87,386.00	45.6%
General Bond & Interes	2,855,503.32	3,590,070.80	3,590,070.80	3,079,504.70	3,747,900.18	3,496,713.72	-2.6%
TOTAL General Bond & Interes	2,855,503.32	3,590,070.80	3,590,070.80	3,079,504.70	3,747,900.18	3,496,713.72	-2.6%
Market Square TIF	.00	.00	.00	.00	.00	.00	.0%
TOTAL Market Square TIF Bond	.00	.00	.00	.00	.00	.00	.0%



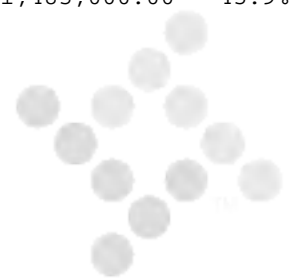
Expenditure Comparison by Department/Fund

Arena	Bond Fund	2022 ACTUAL	2023 ORIG BUD	2023 REVISED BUD	2023 ACTUAL	2023 PROJECTION	2024 ADOPTED	PCT CHANGE
	Arena Bond Fund	1,608,317.50	1,738,467.50	1,738,467.50	1,690,017.50	1,747,017.50	1,868,450.67	7.5%
	TOTAL Arena Bond Fund	1,608,317.50	1,738,467.50	1,738,467.50	1,690,017.50	1,747,017.50	1,868,450.67	7.5%
	Multi-Project Fund	1,074,830.00	1,156,475.00	1,156,475.00	1,156,475.00	1,156,475.00	1,234,288.21	6.7%
	TOTAL Multi-Project Fund	1,074,830.00	1,156,475.00	1,156,475.00	1,156,475.00	1,156,475.00	1,234,288.21	6.7%
	Capital Improvements	15,333,209.19	4,230,366.00	6,177,095.34	3,004,459.36	11,935,566.99	5,612,000.00	-9.1%
	TOTAL Capital Improvements F	15,333,209.19	4,230,366.00	6,177,095.34	3,004,459.36	11,935,566.99	5,612,000.00	-9.1%
	FY 2012 Capital Lease	.00	.00	.00	.00	.00	.00	.0%
	FY 2013 Capital Lease	.00	.00	.00	.00	.00	.00	.0%
	FY 2014 Capital Lease	.00	.00	.00	.00	.00	.00	.0%
	FY 2015 Capital Lease	.00	.00	.00	.00	.00	.00	.0%
	FY 2016 Capital Lease	.00	.00	.00	.00	.00	.00	.0%
	FY 2017 Capital Lease	.00	.00	.00	.00	.00	.00	.0%
	FY 2018 Capital Lease	.00	.00	.00	.00	.00	.00	.0%
	FY 2019 Capital Lease	.00	.00	.00	.00	.00	.00	.0%
	FY 2020 Capital Lease	.00	.00	.00	.00	.00	.00	.0%
	FY 2021 Capital Lease	.00	.00	.00	.00	.00	.00	.0%
	FY 2022 Capital Lease	1,715,003.58	.00	.00	.00	.00	.00	.0%
	FY 2023 Capital Lease	.00	3,628,844.00	3,628,844.00	1,437,908.00	1,467,132.00	.00	-100.0%
	FY 2024 Capital Lease	.00	.00	.00	.00	.00	2,930,675.00	.0%
	FY 2025 Capital Lease	.00	.00	.00	.00	.00	.00	.0%
	FY 2026 Capital Lease	.00	.00	.00	.00	.00	.00	.0%
	FY 2027 Capital Lease	.00	.00	.00	.00	.00	.00	.0%



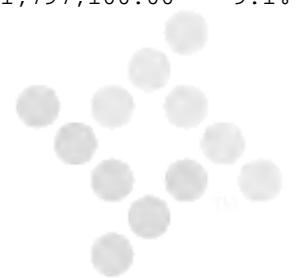
Expenditure Comparison by Department/Fund

Capital Lease Fund	2022 ACTUAL	2023 ORIG BUD	2023 REVISED BUD	2023 ACTUAL	2023 PROJECTION	2024 ADOPTED	PCT CHANGE
FY 2028 Capital Lease	.00	.00	.00	.00	.00	.00	.0%
TOTAL Capital Lease Fund	1,715,003.58	3,628,844.00	3,628,844.00	1,437,908.00	1,467,132.00	2,930,675.00	-19.2%
Cap Imp. Asphalt & Con	7,172,750.50	7,000,000.00	7,000,000.00	6,464,590.20	11,130,756.63	10,000,000.00	42.9%
TOTAL Cap Improv Asphalt/Con	7,172,750.50	7,000,000.00	7,000,000.00	6,464,590.20	11,130,756.63	10,000,000.00	42.9%
Central Bloomington TI	.00	.00	.00	.00	.00	.00	.0%
TOTAL Central Bloomington TI	.00	.00	.00	.00	.00	.00	.0%
Water Administration	3,877,528.60	4,235,208.02	4,210,208.02	3,634,125.52	4,311,412.13	4,641,218.35	10.2%
Water Transmission/Dis	4,673,965.11	7,409,929.13	7,452,429.13	3,719,445.31	6,994,661.77	9,045,692.54	21.4%
Water Purification	3,272,682.84	5,705,315.66	5,933,873.08	5,495,754.51	5,717,171.67	4,146,537.90	-30.1%
Lake Maintenance	1,495,597.73	2,581,166.00	2,542,365.00	1,182,955.58	2,365,423.85	1,467,420.84	-42.3%
Water Meter Service	1,734,630.44	2,183,940.76	2,183,940.76	1,768,581.36	1,976,733.73	2,068,966.68	-5.3%
Water Mechancial Maint	8,739,062.27	4,122,692.83	4,456,236.41	3,743,289.74	4,636,109.65	6,425,166.43	44.2%
TOTAL Water Fund	23,793,466.99	26,238,252.40	26,779,052.40	19,544,152.02	26,001,512.80	27,795,002.74	3.8%
Sewer Operations	10,591,407.32	11,561,674.74	11,561,674.74	6,810,228.11	11,625,821.90	12,229,684.00	5.8%
TOTAL Sewer Fund	10,591,407.32	11,561,674.74	11,561,674.74	6,810,228.11	11,625,821.90	12,229,684.00	5.8%
Storm Water Operations	5,081,945.23	7,839,853.09	7,839,853.09	3,429,999.44	7,752,121.88	8,446,868.87	7.7%
TOTAL Storm Water Fund	5,081,945.23	7,839,853.09	7,839,853.09	3,429,999.44	7,752,121.88	8,446,868.87	7.7%
Solid Waste Operations	7,962,436.77	8,194,054.50	8,194,054.50	6,502,924.33	8,429,000.00	8,563,100.00	4.5%
TOTAL Solid Waste Fund	7,962,436.77	8,194,054.50	8,194,054.50	6,502,924.33	8,429,000.00	8,563,100.00	4.5%
Abraham Lincoln Parkin	211,083.26	890,552.63	932,652.63	822,110.03	936,924.53	1,400,177.21	50.1%
Abraham Lincoln Par De	85,252.11	85,252.11	85,252.11	63,939.10	85,252.19	84,822.79	-.5%
TOTAL Abraham Lincoln Parkin	296,335.37	975,804.74	1,017,904.74	886,049.13	1,022,176.72	1,485,000.00	45.9%



Expenditure Comparison by Department/Fund

Golf Fund	2022 ACTUAL	2023 ORIG BUD	2023 REVISED BUD	2023 ACTUAL	2023 PROJECTION	2024 ADOPTED	PCT CHANGE
Golf Operations -- Hig	509,528.96	594,173.75	594,173.75	582,945.61	665,178.07	1,280,328.47	115.5%
Golf Operations -- Pra	825,502.25	886,184.86	886,184.86	883,535.59	1,182,166.50	1,137,640.47	28.4%
Golf Operations -- The	1,054,807.97	1,296,163.71	1,296,163.71	1,286,871.93	1,503,400.05	1,467,846.12	13.2%
TOTAL Golf Fund	2,389,839.18	2,776,522.32	2,776,522.32	2,753,353.13	3,350,744.62	3,885,815.06	40.0%
Arena City	2,298,848.63	6,345,695.31	6,222,712.53	2,408,552.75	4,284,954.55	7,575,665.10	21.7%
Arena Venue	1,538,580.27	1,506,480.33	1,506,480.33	826,652.32	1,352,238.89	3,727,274.82	147.4%
TOTAL Arena Fund	3,837,428.90	7,852,175.64	7,729,192.86	3,235,205.07	5,637,193.44	11,302,939.92	46.2%
Casualty Insurance	4,650,430.83	5,011,346.04	5,011,346.04	3,614,130.09	5,183,762.04	5,210,056.73	4.0%
TOTAL Casualty Insurance Fun	4,650,430.83	5,011,346.04	5,011,346.04	3,614,130.09	5,183,762.04	5,210,056.73	4.0%
Blue Cross/Blue Shield	.00	.00	.00	-704.13	.00	.00	.0%
Blue Cross Blue Shield	1,908,038.04	1,957,000.00	1,924,710.22	1,031,827.27	1,800,000.00	1,800,000.00	-6.5%
Blue Cross PPO 600/120	3,554,613.25	3,921,200.00	3,835,625.30	2,218,732.01	3,618,000.00	3,426,000.00	-10.7%
Blue Cross PPO W/HSA	1,611,550.26	1,865,100.00	1,805,576.37	1,612,985.96	2,010,000.00	1,940,000.00	7.4%
Police Plan	3,378,138.04	3,960,000.00	3,960,000.00	2,664,221.57	3,500,000.00	3,500,000.00	-11.6%
HAMP - HMO	.00	.00	.00	.00	.00	.00	.0%
Blue Cross Blue Shield	481,763.31	445,500.00	438,518.11	137,592.20	400,300.60	364,000.00	-17.0%
Dental	91,389.71	97,800.00	97,800.00	71,297.95	90,500.00	90,000.00	-8.0%
Dental Enhanced	329,583.48	375,349.00	375,349.00	233,872.35	371,400.00	359,500.00	-4.2%
Vision	40,085.17	41,200.00	41,200.00	30,988.66	40,000.00	40,000.00	-2.9%
Vision Enhanced	78,065.58	73,130.00	73,130.00	59,220.81	72,600.00	72,600.00	-.7%
Miscellaneous Benefits	143,147.78	242,231.60	426,601.60	445,226.90	199,500.00	205,000.00	-51.9%
TOTAL Employee Insurance & B	11,616,374.62	12,978,510.60	12,978,510.60	8,505,261.55	12,102,300.60	11,797,100.00	-9.1%



Expenditure Comparison by Department/Fund

Retiree Healthcare Fund	2022 ACTUAL	2023 ORIG BUD	2023 REVISED BUD	2023 ACTUAL	2023 PROJECTION	2024 ADOPTED	PCT CHANGE
Blue Cross/Blue Shield	.00	.00	.00	3,052.80	.00	.00	.0%
Blue Cross Blue Shield	200,863.99	233,400.00	203,422.84	83,965.02	204,000.00	204,000.00	.3%
Blue Cross PPO 600/120	439,332.58	478,060.00	464,438.09	354,985.64	420,000.00	420,000.00	-9.6%
Blue Cross PPO W/ HSA	91,503.25	108,000.00	105,510.28	40,396.98	85,000.00	85,000.00	-19.4%
Police Plan	610,572.85	785,000.00	785,000.00	504,583.42	750,000.00	750,000.00	-4.5%
HAMP - HMO	.00	.00	.00	.00	.00	.00	.0%
BCBS HMO IL	43,020.83	35,000.00	34,458.79	6,014.96	35,000.00	35,000.00	1.6%
Dental	33,376.67	32,550.00	32,550.00	22,415.68	35,150.00	32,000.00	-1.7%
Dental Enhanced	87,110.45	96,600.00	96,600.00	61,243.16	100,300.00	91,900.00	-4.9%
Vision	11,647.28	12,600.00	12,600.00	4,974.26	12,500.00	12,500.00	-.8%
Vision Enhanced	18,869.12	21,012.50	21,012.50	14,947.72	21,200.00	21,200.00	.9%
RET Medicare Supplemen	173,106.00	183,750.00	183,750.00	126,740.00	160,000.00	160,000.00	-12.9%
Miscellaneous Benefits	.00	.00	46,630.00	58,784.84	.00	17,855.00	-61.7%
TOTAL Retiree Healthcare Fun	1,709,403.02	1,985,972.50	1,985,972.50	1,282,104.48	1,823,150.00	1,829,455.00	-7.9%
J M Scott Health Care	779,947.05	1,000,335.15	1,000,335.15	945,629.74	1,000,462.56	790,443.10	-21.0%
TOTAL J M Scott Healthcare F	779,947.05	1,000,335.15	1,000,335.15	945,629.74	1,000,462.56	790,443.10	-21.0%
TOTAL REVENUE	.00	.00	.00	.00	.00	.00	.0%
TOTAL EXPENSE	253,505,785.24	269,101,885.92	271,310,423.48	173,873,050.82	275,757,154.56	290,134,570.29	6.9%
GRAND TOTAL	253,505,785.24	269,101,885.92	271,310,423.48	173,873,050.82	275,757,154.56	290,134,570.29	6.9%

130



GENERAL FUND



GENERAL FUND DEPARTMENTS

Administrative Departments

10010010 Non-Departmental
10011110 Administration
10011310 City Clerk
10011520 Collections
10011410 Human Resources
10011510 Finance
10011530 Billing
10011610 Information Technology
10011710 Legal

Parks & Recreation Departments

10014105 Parks Administration
10014110 Parks Maintenance
10014112 Recreation
10014120 Aquatics
10014125 BCPA
10014130 BCPA Capital Campaign
10014133 BCPA Community Foundation
10014136 Miller Park Zoo
10014160 Bloomington Ice Center
10014170 SOAR

Public Safety Departments

10015110 Police
10015118 Bloomington Communication Center
10015210 Fire
10015111 Police Pension
10015211 Fire Pension

Community Development Departments

10015410 Building Safety
10015420 Planning
10015430 Community Enhancement
10019170 Economic Development

Facilities Departments

10015480 Facilities Maintenance
10015485 Government Center
10015490 Parking

Public Works Departments

10016110 Public Works Administration
10016120 Street Maintenance
10016124 Snow & Ice Removal
10016210 Engineering Administration
10016310 Fleet Management

Other Departments

10019140 McLean County Mental Health
10019160 Sister City
10019180 General Fund Transfers
10019190 Public Transportation

This page intentionally left blank



NON-DEPARTMENTAL 10010010

Purpose

The Non-Departmental division is a centralized budget where non-specific General Fund revenues are accounted. This division is known mainly for housing approximately 73% or \$94,680,208 of total General Fund revenues or approximately 33% of total City revenues in the FY 2024 Proposed Budget.

FY 2024 Revenue

Revenues tracked within this division by FY 2024 Projected Estimate include:

Type of Revenue	Budget
Home Rule Sales Tax	\$22,093,196
State Mandated Sales Tax	\$18,000,000
Property Tax	\$11,746,505
Income Tax	\$10,000,000
Utility Tax	\$5,964,354
Food & Beverage Tax	\$5,100,000
Use of Fund Balance	\$3,435,307
Local Use Tax	\$3,100,000
Replacement Tax	\$2,804,600
Franchise Taxes	\$1,922,636
Other (Interest) Income	\$1,800,000
Hotel/Motel Tax	\$1,750,000
Packaged Liquor Tax	\$1,450,000
Vehicle Use Tax	\$1,300,000
Video Gaming Tax	\$1,300,000
Amusement Tax	\$1,140,000
Licenses	\$703,011
Other Taxes	\$660,000
Violations	\$330,000
Other Revenue	\$80,600
Total:	\$94,680,208

In the projection of revenue, staff has based their estimates on historical micro and macro-economic trends, current economic outlook, estimates from professional organizations such as the Illinois Municipal League and staff expertise. Staff remains cognizant of the possibility that the overall State and Federal economy may impact these revenues.

Fun Facts

The Non-Departmental portion of the State Sales Tax and Home Rule Sales Tax is projected to total \$40,093,196 in FY 2023. This makes up 42% of the revenues in the Non-Departmental department.



CITY OF BLOOMINGTON, IL
 NEXT YEAR / CURRENT YEAR BUDGET ANALYSIS

PROJECTION: 20244 FY 2024 BUDGET MASTER LEVEL 4

ACCOUNTS FOR:

Non Departmental		2022 ACTUAL	2023 ORIG BUD	2023 REVISED BUD	2023 ACTUAL	2023 PROJECTION	2024 ADOPTED	PCT CHANGE
10010010	40000							
10010010	50010							
10010010	50010	21000						
10010010	50014							
10010010	50016							
10010010	50017							
10010010	50018							
10010010	50020							
10010010	50030							
10010010	50032							
10010010	50034							
10010010	50035							
10010010	50036							
10010010	50038							
10010010	50039							
10010010	50070							
10010010	50101							
10010010	50102							
10010010	50103							
10010010	50104							
10010010	50105							
10010010	50106							
10010010	50109							
10010010	50310							
10010010	50320							
10010010	50330							
10010010	50340							
10010010	50350							
10010010	51010							
10010010	51020							
10010010	51021							
10010010	51030							
10010010	51040							
10010010	51050							
10010010	51060							
10010010	51070							
10010010	51080							
10010010	51090							
10010010	51110							
10010010	51120							
10010010	51130							
10010010	51135							
10010010	51140							



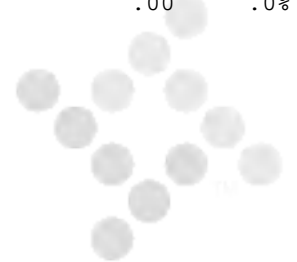
CITY OF BLOOMINGTON, IL
 NEXT YEAR / CURRENT YEAR BUDGET ANALYSIS

PROJECTION: 20244 FY 2024 BUDGET MASTER LEVEL 4

ACCOUNTS FOR:

Non Departmental			2022 ACTUAL	2023 ORIG BUD	2023 REVISED BUD	2023 ACTUAL	2023 PROJECTION	2024 ADOPTED	PCT CHANGE
10010010	51510	Plumb Lic	-1,300.00	-1,000.00	-1,000.00	-1,600.00	-1,300.00	-1,300.00	30.0%
10010010	51520	ElectrCLic	-17,600.00	-17,500.00	-17,500.00	-16,025.00	-17,500.00	-17,500.00	.0%
10010010	51530	HVAC Licns	-12,500.00	-13,000.00	-13,000.00	-11,900.00	-13,000.00	-13,000.00	.0%
10010010	51540	Sign Licns	.00	.00	.00	.00	.00	.00	.0%
10010010	51990	Othr Licns	-4,075.00	-4,000.00	-4,000.00	-3,871.66	-4,000.00	-4,000.00	.0%
10010010	53010	Income Tax	-12,362,958.01	-9,000,000.00	-9,000,000.00	-7,268,268.04	-12,235,153.57	-10,000,000.00	11.1%
10010010	53020	Replace Tx	-5,448,485.04	-2,304,600.00	-2,304,600.00	-3,688,217.63	-5,691,705.68	-2,804,600.00	21.7%
10010010	53110	70000 Fed Grants	.00	.00	.00	.00	.00	.00	.0%
10010010	53110	71000 Fed Grants	-16,735.65	.00	.00	.00	.00	.00	.0%
10010010	53110	75000 Fed Grants	-4,783,227.00	-5,593,462.00	-4,843,462.00	-4,843,463.00	.00	.00	-100.0%
10010010	54620	Annx Fee	-92,079.61	-10,000.00	-10,000.00	-21,898.19	-20,000.00	-10,000.00	.0%
10010010	54670	Lq App Fee	-5,600.00	-6,000.00	-6,000.00	-5,200.00	-5,600.00	-5,600.00	-6.7%
10010010	54675	TNCAppFee	.00	-200.00	-200.00	.00	.00	.00	-100.0%
10010010	55020	NMvViolate	.00	.00	.00	.00	.00	.00	.0%
10010010	55030	OrdViolate	-163,082.11	-150,000.00	-150,000.00	-121,746.02	-150,000.00	-150,000.00	.0%
10010010	55040	AscCt Fine	-157,607.07	-160,000.00	-160,000.00	-99,784.42	-150,000.00	-150,000.00	-6.3%
10010010	55050	LiqFinePen	-12,868.50	-1,000.00	-1,000.00	-19,604.17	-10,000.00	-10,000.00	900.0%
10010010	55060	VideoPen	.00	.00	.00	-10,000.00	-10,000.00	.00	.0%
10010010	55990	Othr Pnlty	-82,817.32	.00	.00	-19,911.64	-20,000.00	-20,000.00	.0%
10010010	56010	Int Income	-178,634.83	-50,000.00	-50,000.00	-988,464.20	-1,400,000.00	-1,800,000.00	3500.0%
10010010	56020	Int Frm Tx	-152.67	.00	.00	-87.51	-87.51	.00	.0%
10010010	56030	Int Fm Lns	.00	.00	.00	.00	.00	.00	.0%
10010010	56110	UR GainLs	.00	-108,479.10	-108,479.10	2,706.36	1,000,000.00	.00	-100.0%
10010010	56120	RealGNLSS	.00	.00	.00	323,505.90	500,000.00	.00	.0%
10010010	57005	Elec Agreg	.00	.00	.00	.00	.00	.00	.0%
10010010	57350	Priv Grant	.00	.00	.00	.00	.00	.00	.0%
10010010	57412	Crdrebrevs	-18,961.93	-10,000.00	-10,000.00	-16,072.59	-20,000.00	-20,000.00	100.0%
10010010	57430	JD MP Wtns	.00	.00	.00	.00	.00	.00	.0%
10010010	57985	Cash StOvr	31.91	.00	.00	.00	.00	.00	.0%
10010010	57990	Misc Rev	-38,775.34	-38,500.00	-38,500.00	-81,582.93	-81,222.89	-45,000.00	16.9%
10010010	57990	34500 Misc Rev	.00	.00	.00	-34,149.54	.00	.00	.0%
10010010	61190	Othr Salry	.00	-2,450,000.00	-2,450,000.00	.00	.00	-2,500,000.00	2.0%
10010010	62115	RHS Contrb	.00	.00	.00	.00	.00	.00	.0%
10010010	62150	UnEmpl Ins	.00	.00	.00	.00	.00	.00	.0%
10010010	62191	71000 Prot Wear	.00	.00	.00	.00	.00	.00	.0%
10010010	62990	Othr Ben	.00	.00	.00	.00	.00	.00	.0%
10010010	62999	Contingncy	.00	.00	.00	.00	.00	.00	.0%
10010010	70093	Bank Fees	25.00	.00	.00	.00	.00	.00	.0%
10010010	70220	Oth PT Sv	.00	.00	.00	.00	.00	.00	.0%
10010010	70225	Consult Sv	.00	.00	.00	.00	.00	.00	.0%
10010010	70540	71000 RepMt Othr	.00	.00	.00	.00	.00	.00	.0%
10010010	70690	Purch Serv	.00	-1,550,000.00	-1,550,000.00	.00	.00	-1,500,000.00	-3.2%
10010010	71010	71000 Off Supp	.00	.00	.00	.00	.00	.00	.0%
10010010	71024	71000 Janit Supp	.00	.00	.00	.00	.00	.00	.0%

135





CITY OF BLOOMINGTON, IL
 NEXT YEAR / CURRENT YEAR BUDGET ANALYSIS

PROJECTION: 20244 FY 2024 BUDGET MASTER LEVEL 4

ACCOUNTS FOR:

Non Departmental			2022 ACTUAL	2023 ORIG BUD	2023 REVISED BUD	2023 ACTUAL	2023 PROJECTION	2024 ADOPTED	PCT CHANGE
10010010	71026	Med Supp	11,688.48	.00	.00	.00	.00	.00	.0%
10010010	71026	71000 Med Supp	.00	.00	.00	.00	.00	.00	.0%
10010010	71080	71000 Maint Supp	.00	.00	.00	.00	.00	.00	.0%
10010010	71190	71000 Other Supp	.00	.00	.00	.00	.00	.00	.0%
10010010	71990	Unfund Ops	.00	.00	.00	.00	.00	.00	.0%
10010010	75020	To McCnty	.00	.00	.00	.00	.00	.00	.0%
10010010	79030	Flx EmpCtr	.00	.00	.00	.00	.00	.00	.0%
10010010	79150	Bad Debt	.00	.00	.00	.00	.00	.00	.0%
10010010	79196	ContribtoFB	.00	.00	.00	.00	3,315,921.69	.00	.0%
10010010	79990	Othr Exp	.00	5,593,462.00	.00	50.00	50.00	.00	.0%
10010010	79990	75000 Othr Exp	.00	.00	4,843,462.00	150,000.00	.00	.00	-100.0%
10010010	79997	PCHOLDING	.00	.00	.00	.00	.00	.00	.0%
10010010	85100	Fm General	.00	.00	.00	.00	.00	.00	.0%
TOTAL Non Departmental			-104,549,808.37	-90,621,838.36	-91,012,705.36	-72,435,820.17	-93,079,644.05	-98,680,208.14	8.4%
TOTAL REVENUE			-104,561,521.85	-92,215,300.36	-91,856,167.36	-72,585,870.17	-96,395,615.74	-94,680,208.14	3.1%
TOTAL EXPENSE			11,713.48	1,593,462.00	843,462.00	150,050.00	3,315,971.69	-4,000,000.00	-574.2%
GRAND TOTAL			-104,549,808.37	-90,621,838.36	-91,012,705.36	-72,435,820.17	-93,079,644.05	-98,680,208.14	8.4%





CITY OF BLOOMINGTON, IL
 PROJECTION 20245 / BUDGET ENTRY FUTURE YRS REPORT

ORG	OBJECT PROJ	DESC	2025	2026	2027	2028
10010010 Non Departmental						
10010010	40000	ND Use of Fund Balance	.00	-4,753,022.27	-846,019.38	-1,867,378.32
10010010	50010	ND Sales Tax	-18,180,000.00	-18,361,800.00	-18,545,418.00	-18,730,872.00
10010010	50010	21000 ND Sales Tax-ROT	-500,000.00	-500,000.00	-500,000.00	-500,000.00
10010010	50014	ND Home Rule Sales Tax	-22,267,060.00	-22,434,612.00	-22,609,143.00	-22,781,015.36
10010010	50016	ND Local Use Tax from State	-3,131,000.00	-3,162,310.00	-3,193,933.10	-3,225,872.40
10010010	50018	ND Auto Rental Tax	-131,300.00	-132,613.00	-133,939.13	-135,278.52
10010010	50030	ND Food & Beverage Tax	-5,151,000.00	-5,202,510.00	-5,254,535.10	-5,307,080.40
10010010	50032	ND Package Liquor Tax	-1,450,000.00	-1,450,000.00	-1,450,000.00	-1,450,000.00
10010010	50034	ND Hotel / Motel Tax	-1,750,000.00	-1,750,000.00	-1,750,000.00	-1,750,000.00
10010010	50035	ND Short-term Rental Tax	-30,000.00	-30,000.00	-30,000.00	-30,000.00
10010010	50036	ND Vehicle Use Tax	-1,300,000.00	-1,300,000.00	-1,300,000.00	-1,300,000.00
10010010	50038	ND Franchise Taxes	-1,922,635.60	-1,922,635.60	-1,922,635.60	-1,922,635.60
10010010	50039	ND Amusement Tax	-1,140,000.00	-1,140,000.00	-1,140,000.00	-1,140,000.00
10010010	50070	ND Video Gaming Tax	-1,300,000.00	-1,300,000.00	-1,300,000.00	-1,300,000.00
10010010	50101	ND Property Taxes -- Corporate	-4,381,714.00	-4,581,714.00	-4,781,714.00	-4,981,714.00
10010010	50102	ND Property Taxes -- Fire	-1,900,228.00	-1,900,228.00	-1,900,228.00	-1,900,228.00
10010010	50103	ND Property Taxes -- Police	-1,526,473.00	-1,526,473.00	-1,526,473.00	-1,526,473.00
10010010	50104	ND Property Taxes -- Parks	-1,001,454.00	-1,001,454.00	-1,001,454.00	-1,001,454.00
10010010	50105	ND Property Taxes -- IMRF	-1,855,626.00	-1,855,626.00	-1,855,626.00	-1,855,626.00
10010010	50106	ND Property Taxes -- FICA	-1,281,010.00	-1,281,010.00	-1,281,010.00	-1,281,010.00
10010010	50310	ND Utility Tax -- Natural Gas	-1,600,000.00	-1,600,000.00	-1,600,000.00	-1,600,000.00
10010010	50330	ND Utility Tax -- Electric	-2,500,000.00	-2,500,000.00	-2,500,000.00	-2,500,000.00
10010010	50340	ND Utility Tax -- Telecomm	-1,293,286.00	-1,228,621.70	-1,167,190.60	-1,108,831.10
10010010	50350	ND Utility Tax -- Water	-503,000.00	-503,000.00	-503,000.00	-503,000.00
10010010	51010	ND Liquor Licenses				



137



CITY OF BLOOMINGTON, IL
PROJECTION 20245 / BUDGET ENTRY FUTURE YRS REPORT

ORG	OBJECT PROJ	DESC	2025	2026	2027	2028
			-475,000.00	-475,000.00	-475,000.00	-475,000.00
10010010	51020	ND Amusement Machine Licenses	-12,000.00	-12,000.00	-12,000.00	-12,000.00
10010010	51021	ND Video Gaming Machine Licnse	-141,550.00	-141,550.00	-141,550.00	-141,550.00
10010010	51030	ND Operators Licenses	-4,500.00	-4,500.00	-4,500.00	-4,500.00
10010010	51040	ND Music Machine Licenses	-1,800.00	-1,800.00	-1,800.00	-1,800.00
10010010	51050	ND Public Dancing Licenses	-3,360.00	-3,360.00	-3,360.00	-3,360.00
10010010	51060	ND Bowling and Pool Licenses	-1,800.00	-1,800.00	-1,800.00	-1,800.00
10010010	51070	ND Tobacco Licenses	-1,700.00	-1,700.00	-1,700.00	-1,700.00
10010010	51080	ND Rooming House Licenses	-1,500.00	-1,500.00	-1,500.00	-1,500.00
10010010	51090	ND Theater Licenses	-1,456.00	-1,456.00	-1,456.00	-1,456.00
10010010	51110	ND Nursery School Licenses	-1,000.00	-1,000.00	-1,000.00	-1,000.00
10010010	51120	ND Auctioneer Licenses	-50.00	-50.00	-50.00	-50.00
10010010	51130	ND Taxi Licenses	-1,000.00	-1,000.00	-1,000.00	-1,000.00
10010010	51135	ND Trans Network Co License	-9,000.00	-9,000.00	-9,000.00	-9,000.00
10010010	51140	ND Mobile Home Park Licneses	-11,495.00	-11,495.00	-11,495.00	-11,495.00
10010010	51510	ND Plumbing Contractor License	-1,300.00	-1,300.00	-1,300.00	-1,300.00
10010010	51520	ND Electrical Contractor Licns	-17,500.00	-17,500.00	-17,500.00	-17,500.00
10010010	51530	ND HVAC Contractor Licenses	-13,000.00	-13,000.00	-13,000.00	-13,000.00
10010010	51990	ND Other Licenses	-4,000.00	-4,000.00	-4,000.00	-4,000.00
10010010	53010	ND Income Tax	-10,100,000.00	-10,201,000.00	-10,303,010.00	-10,406,040.00
10010010	53020	ND Replacement Tax	-2,884,600.00	-2,914,900.00	-2,945,503.00	-2,976,412.00
10010010	54620	ND Annexation Fees	-10,000.00	-10,000.00	-10,000.00	-10,000.00
10010010	54670	ND Liquor Application Fees	-5,600.00	-5,600.00	-5,600.00	-5,600.00
10010010	55030	ND Ordinance Violations	-150,000.00	-150,000.00	-150,000.00	-150,000.00
10010010	55040	ND Associate Court Fines	-150,000.00	-150,000.00	-150,000.00	-150,000.00
10010010	55050	ND Liquor Fines and Penalties	-10,000.00	-10,000.00	-10,000.00	-10,000.00
10010010	55990	ND Other Penalties				



CITY OF BLOOMINGTON, IL
 PROJECTION 20245 / BUDGET ENTRY FUTURE YRS REPORT

ORG	OBJECT PROJ	DESC	2025	2026	2027	2028
			-20,000.00	-20,000.00	-20,000.00	-20,000.00
10010010	56010	ND Interest Income	-1,800,000.00	-1,800,000.00	-1,800,000.00	-1,800,000.00
10010010	57412	ND Card Rebates-Rev Shares	-20,000.00	-20,000.00	-20,000.00	-20,000.00
10010010	57990	ND Other Miscellaneous Revenue	-45,000.00	-45,000.00	-45,000.00	-45,000.00
10010010	61190	ND Other Salaries	-2,500,000.00	-2,500,000.00	-2,500,000.00	-2,500,000.00
10010010	70690	ND Other Purchased Services	-1,500,000.00	-1,500,000.00	-1,500,000.00	-1,500,000.00
10010010	79196	ND Contributn to Fund Balance	134,413.33	.00	.00	.00
	TOTAL Non Departmental		-95,859,584.27	-101,447,140.57	-98,254,442.91	-99,994,531.70
	TOTAL REVENUE		-91,993,997.60	-97,447,140.57	-94,254,442.91	-95,994,531.70
	TOTAL EXPENSE		-3,865,586.67	-4,000,000.00	-4,000,000.00	-4,000,000.00
	GRAND TOTAL		-95,859,584.27	-101,447,140.57	-98,254,442.91	-99,994,531.70



ADMINISTRATION

10011110



Purpose

The City of Bloomington operates under the Council-Manager form of government. The City's legislative authority is vested in a ten-member Council which is comprised of the Mayor and nine City Council members who are elected from their respective wards. Under this organizational structure, the Mayor and Council appoint a City manager to act as the chief operating officer. The City Council sets policy direction, and the City Manager is responsible for implementing those policies in an efficient and effective manner.

The purpose of the Administration Department is to provide professional leadership in the management and execution of policies and objectives formulated by City Council, development, and recommendation of alternative solutions to community problems for Council consideration, and planning and development of new programs to meet future needs of the city. The professional Administration staff provides strategic planning support, guidance, communication, and leadership to assure that quality municipal services are provided to members of the community through excellent customer service.

Authorization

As chief executive officer of the City, the City Manager is responsible for the overall management of City operations, including implementation of policy decisions and legislative actions taken by the City Council, oversight of the City budget and supervision of all City departments. The City Manager has the right to recommend that the City Council adopt certain measures or take certain actions that he/she deems appropriate and in the best interest of the municipality.

The City Manager supervises the administration of the affairs of the City and appoints specified offices established by Section 2-29 of the City Code. The Administration Division and its related activities have been codified in the City's Code under Chapter 2: Sections 38 – 41. The City Manager's duties have also been codified in State Statute 65 ILCS 5/5 (several sections including, but not limited to: 3.7, 1-4, 1-11, 3-6, 3-7).

FY 2024 Budget & Program Highlights

- Servant Leadership – Our city team will first seek to serve and support our residents, the community, and fellow co-workers in the work that we do.
- Implementation of City Council goals and directives.
- Communications – We will focus on providing the tools and support to “tell the City's story” and keep the community informed through the multitude of new and traditional media avenues available today.
- Community and Diversity – We will support initiatives which focus on celebrating diversity in the community and how our differences make this community stronger.
- Downtown – Support the development of the streetscape plan to transform the downtown core.

What we accomplished in FY 2023

- Created the city's first Arts and Entertainment department and named its director
- Broke ground on the Library expansion
- Downtown Streetscape plan passed
- Continued city department moves to enhance operational efficiencies
- Continued focus on downtown development including the CIE Dev. agreement which includes residential units.

Challenges

FY 2024 and beyond

- Recovering from the pandemic both financially and operationally while identifying opportunities to operate more efficiently.
- Implementing new ways to make interaction with city government easier and more efficient to include electronic means.
- Find alternative sources of funding for the capital improvement needs outlined in the Five-Year Capital Improvement Plan.
- Provide value-added City services with limited resources.
- Monitor any further reductions in state shared revenue that will impact staff levels and services.

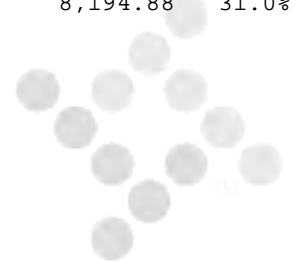
CITY OF BLOOMINGTON, IL
 NEXT YEAR / CURRENT YEAR BUDGET ANALYSIS

PROJECTION: 20244 FY 2024 BUDGET MASTER LEVEL 4

ACCOUNTS FOR:

Administration	2022 ACTUAL	2023 ORIG BUD	2023 REVISED BUD	2023 ACTUAL	2023 PROJECTION	2024 ADOPTED	PCT CHANGE
10011110 57540							
10011110 61100							
10011110 61110							
10011110 61130							
10011110 61150							
10011110 61190							
10011110 62100							
10011110 62101							
10011110 62102							
10011110 62104							
10011110 62106							
10011110 62108							
10011110 62109							
10011110 62110							
10011110 62111							
10011110 62113							
10011110 62114							
10011110 62115							
10011110 62116							
10011110 62120							
10011110 62130							
10011110 62140							
10011110 62150							
10011110 62160							
10011110 62200							
10011110 62210							
10011110 62990							
10011110 70220							
10011110 70420							
10011110 70430							
10011110 70520							
10011110 70530							
10011110 70540							
10011110 70611							
10011110 70612							
10011110 70630							
10011110 70631							
10011110 70632							
10011110 70641							
10011110 70641	70000						
10011110 70690							
10011110 70702							
10011110 70703							

142



CITY OF BLOOMINGTON, IL
 NEXT YEAR / CURRENT YEAR BUDGET ANALYSIS

PROJECTION: 20244 FY 2024 BUDGET MASTER LEVEL 4

ACCOUNTS FOR:

Administration	2022 ACTUAL	2023 ORIG BUD	2023 REVISED BUD	2023 ACTUAL	2023 PROJECTION	2024 ADOPTED	PCT CHANGE
10011110 70704 Prop Prem	3,128.10	5,119.17	5,119.17	5,119.17	5,119.17	5,802.73	13.4%
10011110 70711 WC Prem Pr	.00	.00	.00	.00	29,311.49	.00	.0%
10011110 70712 WC Claim	24,025.93	29,311.49	29,311.49	29,311.49	1,954.10	28,170.20	-3.9%
10011110 70713 Liab Claim	2,224.62	1,954.10	1,954.10	1,954.10	1,954.10	1,909.84	-2.3%
10011110 70714 Prop Claim	2,224.62	1,954.10	1,954.10	1,954.10	4,992.29	1,909.84	-2.3%
10011110 70720 Ins Admin	4,554.96	4,992.29	4,992.29	4,992.29	.00	4,876.76	-2.3%
10011110 70725 LssCtl Sv	.00	.00	.00	.00	.00	.00	.0%
10011110 71010 Off Supp	1,611.80	3,000.00	3,000.00	430.15	1,000.00	2,000.00	-33.3%
10011110 71010 70000 Off Supp	.00	.00	.00	.00	.00	.00	.0%
10011110 71013 Com Supp	.00	.00	.00	.00	.00	.00	.0%
10011110 71017 Postage	128.89	250.00	250.00	649.63	250.00	250.00	.0%
10011110 71070 Fuel	.00	.00	.00	.00	.00	.00	.0%
10011110 71190 Other Supp	651.96	1,000.00	1,000.00	134.37	1,000.00	1,000.00	.0%
10011110 71340 Telecom	19,037.62	18,000.00	18,000.00	13,053.74	18,000.00	18,000.00	.0%
10011110 71410 Books	.00	200.00	200.00	.00	.00	.00	-100.0%
10011110 71420 Periodicls	.00	.00	.00	.00	.00	.00	.0%
10011110 72110 CO Office	.00	.00	.00	.00	.00	.00	.0%
10011110 73401 Lease Prin	.00	.00	.00	.00	.00	.00	.0%
10011110 73701 Lease Int	.00	.00	.00	.00	.00	.00	.0%
10011110 79110 Com Relatn	41,010.07	54,750.00	54,750.00	49,381.27	53,050.00	90,550.00	65.4%
10011110 79125 MLKJR Evnt	252.00	27,000.00	14,000.00	11,456.59	27,000.00	27,000.00	92.9%
10011110 79990 Othr Exp	1,934.91	1,600.00	1,600.00	4,688.29	1,000.00	5,000.00	212.5%
10011110 79992 CouncilExp	12,923.54	28,819.00	28,819.00	24,640.74	28,819.00	29,319.00	1.7%
10011110 79997 PCHOLDING	.00	.00	.00	.00	.00	.00	.0%
TOTAL Administration	1,122,346.64	1,255,269.74	1,280,269.74	1,013,667.44	1,250,927.35	1,423,321.17	11.2%
TOTAL REVENUE	.00	.00	.00	.00	.00	.00	.0%
TOTAL EXPENSE	1,122,346.64	1,255,269.74	1,280,269.74	1,013,667.44	1,250,927.35	1,423,321.17	11.2%
GRAND TOTAL	1,122,346.64	1,255,269.74	1,280,269.74	1,013,667.44	1,250,927.35	1,423,321.17	11.2%

143





CITY OF BLOOMINGTON, IL
 PROJECTION 20245 / BUDGET ENTRY FUTURE YRS REPORT

ORG	OBJECT PROJ	DESC	2025	2026	2027	2028
10011110 Administration						
10011110 61100		Salary FT	763,670.84	786,580.97	810,178.39	834,483.75
10011110 61110		Salary PT	55,200.00	55,200.00	55,200.00	55,200.00
10011110 62100		Dental Enh	1,807.65	1,861.88	1,917.74	1,975.27
10011110 62110		Group Life	408.00	408.00	408.00	408.00
10011110 62111		Enh Vision	483.00	483.00	483.00	483.00
10011110 62113		BCBS 60/12	66,504.01	68,499.13	70,554.10	72,670.73
10011110 62114		BCBS HSA	12,896.63	13,283.53	13,682.03	14,092.50
10011110 62116		HSA City	1,900.00	1,900.00	1,900.00	1,900.00
10011110 62120		IMRF	51,779.13	53,332.50	54,932.48	56,580.45
10011110 62130		FICA	43,085.93	44,378.51	45,709.86	47,081.16
10011110 62140		Medicare	11,479.35	11,823.73	12,178.44	12,543.80
10011110 62990		Othr Ben	24,240.00	24,240.00	24,240.00	24,240.00
10011110 70220		Oth PT Sv	140,000.00	140,000.00	140,000.00	140,000.00
10011110 70430		MFD Lease	1,000.00	1,000.00	1,000.00	1,000.00
10011110 70611		PrintBind	750.00	750.00	750.00	750.00
10011110 70612		Imaging	400.00	400.00	400.00	400.00
10011110 70631		Dues	15,562.00	15,562.00	15,562.00	15,562.00
10011110 70632		Pro Develop	22,400.00	22,400.00	22,400.00	22,400.00
10011110 70690		Purch Serv	7,000.00	7,000.00	7,000.00	7,000.00
10011110 70702		WC Prem	5,126.22	5,280.01	5,438.41	5,601.56
10011110 70703		Liab Prem	8,440.72	8,693.94	8,954.76	9,223.40
10011110 70704		Prop Prem	5,976.81	6,156.11	6,340.80	6,531.02
10011110 70712		WC Claim	29,015.31	29,885.77	30,782.34	31,705.81
10011110 70713		Liab Claim	1,967.14	2,026.15	2,086.94	2,149.55
10011110 70714		Prop Claim	1,967.14	2,026.15	2,086.94	2,149.55
10011110 70720		Ins Admin	5,023.06	5,173.75	5,328.96	5,488.83
10011110 71010		Off Supp	2,000.00	2,000.00	2,000.00	2,000.00
10011110 71017		Postage	250.00	250.00	250.00	250.00
10011110 71190		Other Supp	1,000.00	1,000.00	1,000.00	1,000.00
10011110 71340		Telecom	18,000.00	18,000.00	18,000.00	18,000.00
10011110 79110		Com Relatn	90,550.00	90,550.00	90,550.00	90,550.00
10011110 79125		MLKJR Evnt	27,000.00	27,000.00	27,000.00	27,000.00
10011110 79990		Othr Exp	5,000.00	5,000.00	5,000.00	5,000.00
10011110 79992		CouncilExp	29,319.00	29,319.00	29,319.00	29,319.00
TOTAL Administration			1,451,201.94	1,481,464.13	1,512,634.19	1,544,739.38
TOTAL REVENUE			.00	.00	.00	.00
TOTAL EXPENSE			1,451,201.94	1,481,464.13	1,512,634.19	1,544,739.38
GRAND TOTAL			1,451,201.94	1,481,464.13	1,512,634.19	1,544,739.38

144



Purpose

The City Clerk Department manages the legislative processes of more than 20 City boards & commissions including its primary board, the City Council. The Department is responsible for the administration and supervision of 30+ City license/permits. The Department supports, facilitates, and assists in many Citywide projects, as well as oversees the City Code, all City records, and ensures transparency for all through making sure the City complies with the Freedom of Information Act and the Open Meetings Act.

FY 2024 Budget & Program Highlights

Citywide Document Storage Solutions – The City's customized Laserfiche database provides a searchable document database for internal users. The program's reporting mechanism equips staff to better monitor contracts and key documents while notifying them of crucial upcoming dates or areas where special attention may be needed. The program also promotes transparency as it can be directly linked to JustFOIA for fulfillment of Freedom of Information Act (FOIA) requests.

- **Freedom of Information Act (FOIA) Database** – JustFOIA is an active database and software program used by the City to accept and fulfill FOIA requests. JustFOIA allows for FOIA request tracking, content storage, and history capabilities for all users. Implementation of the system has allowed for improved efficiency and reporting, as well as has simplified procedures for internal and external users and has taken transparency to a new level.
- **Continued Maintenance of the City Code** – Due to continued delay caused by COVID-19 during FY 2022 and FY 2023, the recodification project is still in process. In FY 2024, the recodification project will hopefully end resulting in adoption of a completely new City Code. Continued, timely maintenance will be very important.
- **Retention and Disposal of Documents** – Transparency and accessibility are key! The City continues its conversion to fully electronic and paperless documents.
- **Professional Development** – Having a well-trained staff is crucial when you have a busy workload and work in an environment that is everchanging. Increased efficiencies, leading by example, and providing the highest level of customer service can be extremely difficult when trying to also create a work-life balance considerate of your own health. Professional Development opportunities help staff work and live better and happier lives.

Goals/Objectives for Fiscal Year 2024

- **Professional Development** – Continue to train Citywide Staff to comply with the Open Meetings Act, the Local Records Act, and Freedom of Information Act. Regularly offer professional development opportunities to promote growth and heightened interest in longevity at the City -- A well-trained and happy staff are important and are a necessity in keeping up with workload while aiming to be a productive, efficient, and effective City.
- **Transparency & Ease of Doing Business** – The City Clerk Department is committed to continuing to work with all City departments to move documents, forms, filing systems, etc. online using a variety programs (JustFOIA, SeamlessDocs, Granicus, eCode360, etc.).

- **Records/Data Management Solutions** – Continue to assist all City departments in converting paper records to electronic and then moving electronic data into the City's customized Laserfiche database to promote long-term secure retention, as well as promote transparency through increased accessibility.
- **Codification** – The City Code will be recodified, and an entirely new Code will be adopted. The updated Code will be compliant with all federal, state, and other applicable laws. It will also be congruent throughout and all issues identified through the exhaustive codification process will be addressed fully.

What we accomplished in FY 2023

- **Built-Out City Clerk Portion of City Website** – Built out City Clerk Department site to include frequently used categories, links to online applications, meet the department info, and a Video Gaming Waitlist.
- **Continued Work on Citywide Recodification Project** – Continued maintenance of the City's existing Code via the fully searchable eCode360 online database is an ongoing job, as is addressing issues within the Code. The Clerk Department continued to work diligently to prepare for a full recodification and adoption of a new Code in FY2024.
- **Continued Roll Out of the Laserfiche Document Database** – In partnership with Information Technology, the City Clerk Department rolled out a new, custom document database Citywide in 2021. The database provides a single, centralized location for document storage and improves transparency by enabling better access to documents. The database also ensures better monitoring of contracts and associated deadlines. In 2022 the Clerk Department continued to work with other departments to implement use of and further improve the new database.
- **Implemented NEW Electronic Boards (eboards) Throughout the Government Center Including Exterior Facing Boards on Washington and Front Streets** – The City partnered with Mclean County to purchase and install electronic display boards through the Government Center. The boards provide information regarding the navigating the building, upcoming events, and even meeting agendas. The exterior facing board on Washington Street displays City meeting agendas and the exterior facing board on Front Street displays County meeting agendas. The two exterior facing boards increase transparency and help both municipalities to comply with the Open Meetings Act (OMA). Together all the eboards promote information to all who visit the Government Center.
- **Created Internal Boards & Commissions Liaison SharePoint Including a NEW Electronic Affidavit of Postings Process** – The City Clerk Department and Information Technology Department worked together to roll out a new Boards & Commissions Liaison SharePoint site. The site provides one location for all B&C resources and further encourages continuity of process and templates amongst B&Cs. The SharePoint site also offers training links and materials for liaisons and B&C members seeking additional education or answers to questions. To further ensure the City's compliance with the Open Meetings Act (OMA), the City Clerk Department in partnership with the City Services Hub rolled out a new electronic affidavit process where staff verifying that all required OMA meeting postings have been timely made by liaisons.
- **Added Liquor Commission & Technology Commission to Peak** – Peak is legislative management software used to pull together meeting agendas and packets. The City Clerk Department first began using Peak during the summer of 2022 for Council and Committee of the Whole meetings. Both meetings had previously used legislative management software, but for the first time ever the Liquor Commission and the Technology Commission were added. The Clerk Department looks to roll Peak out for all Boards & Commissions in 2023. This will place all Boards & Commissions on a single platform, therefore, promoting continuity, transparency, and ease of access.
- **Partnered w/Information Technology Department in the Data Governance Project** – The Data Governance Project is a Citywide effort to best manage and maintain the City's data. Because the City Clerk acts as the City's records keeper and the fact that managing and maintaining data directly relates to the management and maintenance of physical records, the City Clerk Department partnered with the Information Technology Department on this project. Managing and maintaining physical and electronic records is key to ensuring ease of access of documents/data and, ultimately, transparency.

- **Continued Moving Citywide Records to Electronic Format** – The City Clerk Department continued to work Citywide with all departments to move records from paper to electronic format. The move to electronic records improves access to records and inevitably increases the City's ability to best be transparent.
- **Increased Public Outreach Through Offering of Annual City Clerk Open House** – The City Clerk Department oversees more than 30 City license and, to provide licensees an opportunity to meet and discuss opportunities for future improvement, the City Clerk Department will host its first ever Annual City Clerk Open House in December of 2022. The Department is excited about the event, which will provide business licensees an open house to come in and visit w/Department staff about opportunities and ideas they may have for future years improvements.

Challenges

- **Changing Laws** – With laws always evolving it is a challenge, and so governing laws must always remain a focus for staff. We must monitor and continually train Staff on them. Primary focus of laws being the Open Meetings Act, the Local Records Act, the Freedom of Information Act, the City's Code, and many, many other laws.
- **Evolving Boards & Commissions** – The constant turnover of board/commission members is an ongoing job. It's crucial to make sure board/commission member and staff liaisons are prepared, equipped, and ready to serve.
- **Heavy Workload** – The Clerk Department is a very busy Department assisting every other department at the City, as well as managing 20+ boards/commission, 30+ license/permits, all City records, the City Code, and all FOIA (Freedom of Information Act) requests. Demands are heavy for a small department. Staff must stay current on all City topics, Council items, procedures, laws, PAC findings, etc. to be able to provide the highest level of service.
- **Increasing FOIA Requests** – The Department utilizes an electronic system called JustFOIA to assist in managing FOIAs; however, year after year the number of requests increases significantly, as does the complexity of the requests. The management and facilitations of the FOIA process requires a lot of staff time and effort.
- **Document Management** – The City Clerk is the keeper of all City records. Records maintenance is an important and daunting task. The Department, working in conjunction with the Information Technology Department and all other City departments, works hard to manage the endless inflow of documentation and the management of it thereafter.
- **Management of Business Licenses** – The Department manages more than 30 City license/permits that make up a noteworthy amount of income for the City. The administration and supervision of 30+ license/permits can be an overwhelming and challenging task.

Fun Facts

The City Clerk is a mighty team only made up of 4 staff.



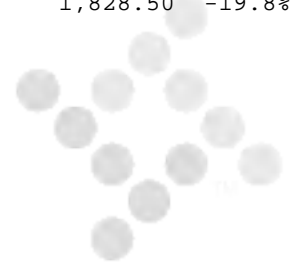
CITY OF BLOOMINGTON, IL
 NEXT YEAR / CURRENT YEAR BUDGET ANALYSIS

PROJECTION: 20244 FY 2024 BUDGET MASTER LEVEL 4

ACCOUNTS FOR:

City Clerk	2022 ACTUAL	2023 ORIG BUD	2023 REVISED BUD	2023 ACTUAL	2023 PROJECTION	2024 ADOPTED	PCT CHANGE	
10011310 54661		Solicitor	-500.00	-500.00	-500.00	-340.00	-500.00	.0%
10011310 54720		Copies	-37.25	-100.00	-100.00	-14.04	-25.00	-75.0%
10011310 57985		Cash StOvr	.00	.00	.00	20.00	.00	.0%
10011310 61100		Salary FT	364,643.88	328,996.00	328,996.00	190,008.15	253,613.25	-15.3%
10011310 61130		Salary SN	9,436.00	4,000.00	4,000.00	1,242.00	4,000.00	275.0%
10011310 61150		Salary OT	325.45	1,000.00	1,000.00	261.86	400.00	300.0%
10011310 61190		Othr Salry	6,069.76	.00	.00	2,307.70	2,307.70	.0%
10011310 62100		Dental Enh	2,339.48	1,844.00	1,844.00	951.66	1,450.29	-15.6%
10011310 62110		Group Life	380.80	340.00	340.00	190.16	257.60	-20.0%
10011310 62111		Enh Vision	617.71	528.00	528.00	231.85	353.20	-29.7%
10011310 62113		BCBS 60/12	35,478.32	28,427.00	28,427.00	9,159.32	13,354.94	-3.9%
10011310 62114		BCBS HSA	12,617.20	13,027.00	13,027.00	4,632.07	3,894.79	-100.0%
10011310 62116		HSA City	1,900.00	1,900.00	1,900.00	.00	1,200.00	-36.8%
10011310 62120		IMRF	42,508.83	32,004.00	32,004.00	17,403.52	24,020.01	-40.1%
10011310 62130		FICA	21,945.47	19,515.00	19,515.00	11,396.60	14,794.38	-8.8%
10011310 62140		Medicare	5,132.32	4,566.00	4,566.00	2,665.28	3,439.35	-8.8%
10011310 62200		Hlth Fac	150.00	150.00	150.00	.00	.00	-100.0%
10011310 62330		LIUNA Pen	925.30	936.00	936.00	716.40	936.00	.0%
10011310 62990		Othr Ben	5,614.47	6,840.00	6,840.00	3,753.34	4,801.86	-52.6%
10011310 70095		CC Fees	30.00	.00	.00	.00	.00	.0%
10011310 70220		Oth PT Sv	4,681.00	35,000.00	35,000.00	1,955.00	15,000.00	-42.9%
10011310 70420		Rentals	4,362.12	5,000.00	5,000.00	3,271.59	4,362.12	-100.0%
10011310 70420	65000	Rentals	637.91	.00	.00	.00	.00	.0%
10011310 70430		MFD Lease	1,800.78	2,000.00	2,000.00	1,464.54	2,300.00	15.0%
10011310 70530		RepMaint O	469.55	250.00	250.00	.00	250.00	-100.0%
10011310 70530	65000	RepMaint O	4,065.00	.00	.00	.00	.00	.0%
10011310 70610		Advertise	10,808.80	15,000.00	15,000.00	4,746.01	5,000.00	-66.7%
10011310 70611		PrintBind	372.13	250.00	250.00	446.89	500.00	.0%
10011310 70612		Imaging	143,153.03	50,000.00	50,000.00	8,188.89	50,000.00	50.0%
10011310 70631		Dues	1,566.87	2,000.00	2,000.00	1,236.00	2,000.00	.0%
10011310 70632		Pro Develp	4,952.75	5,000.00	5,000.00	2,410.10	5,000.00	100.0%
10011310 70632	65000	Pro Develp	1,171.20	.00	.00	.00	.00	.0%
10011310 70641		Temp Sv	6,846.13	4,000.00	4,000.00	715.20	2,500.00	.0%
10011310 70641	65000	Temp Sv	15,030.08	.00	.00	.00	.00	.0%
10011310 70690		Purch Serv	.00	.00	.00	190.93	200.00	.0%
10011310 70690	65000	Purch Serv	14,270.00	.00	.00	.00	.00	.0%
10011310 70702		WC Prem	2,169.64	2,156.31	2,156.31	2,156.31	2,156.31	-13.5%
10011310 70703		Liab Prem	2,823.23	2,858.26	2,858.26	2,858.26	3,072.60	7.5%
10011310 70704		Prop Prem	1,848.02	2,338.86	2,338.86	2,338.86	2,175.69	-7.0%
10011310 70712		WC Claim	14,186.44	13,377.87	13,377.87	13,377.87	13,377.87	-21.1%
10011310 70713		Liab Claim	1,313.56	891.86	891.86	891.86	715.72	-19.7%
10011310 70714		Prop Claim	1,313.56	1,003.34	1,003.34	1,003.34	715.72	-28.7%
10011310 70720		Ins Admin	2,893.97	2,280.89	2,280.89	2,280.89	1,828.50	-19.8%

148





CITY OF BLOOMINGTON, IL
 NEXT YEAR / CURRENT YEAR BUDGET ANALYSIS

PROJECTION: 20244 FY 2024 BUDGET MASTER LEVEL 4

ACCOUNTS FOR:

City Clerk	2022 ACTUAL	2023 ORIG BUD	2023 REVISED BUD	2023 ACTUAL	2023 PROJECTION	2024 ADOPTED	PCT CHANGE
10011310 70790 Other Ins	.00	150.00	150.00	.00	150.00	150.00	.0%
10011310 71010 Off Supp	6,089.14	10,000.00	10,000.00	2,562.36	4,000.00	4,000.00	-60.0%
10011310 71010 65000 Off Supp	7,830.93	.00	.00	.00	.00	.00	.0%
10011310 71013 65000 Com Supp	229.95	.00	.00	.00	.00	.00	.0%
10011310 71017 Postage	1,670.02	1,500.00	1,500.00	646.21	1,000.00	1,000.00	-33.3%
10011310 71190 Other Supp	4,591.70	2,000.00	2,000.00	552.25	2,000.00	2,000.00	.0%
10011310 71190 65000 Other Supp	28,470.86	.00	.00	.00	.00	.00	.0%
10011310 71340 Telecom	6,916.33	5,500.00	5,500.00	4,328.99	5,500.00	5,500.00	.0%
10011310 79150 Bad Debt	.00	.00	.00	.30	.30	.00	.0%
10011310 79990 Othr Exp	18.00	.00	.00	.00	.00	.00	.0%
TOTAL City Clerk	806,249.41	606,030.39	606,030.39	302,208.52	452,988.18	525,292.16	-13.3%
TOTAL REVENUE	-537.25	-600.00	-600.00	-334.04	-505.00	-525.00	-12.5%
TOTAL EXPENSE	806,786.66	606,630.39	606,630.39	302,542.56	453,493.18	525,817.16	-13.3%
GRAND TOTAL	806,249.41	606,030.39	606,030.39	302,208.52	452,988.18	525,292.16	-13.3%





CITY OF BLOOMINGTON, IL
 PROJECTION 20245 / BUDGET ENTRY FUTURE YRS REPORT

ORG	OBJECT PROJ	DESC	2025	2026	2027	2028
10011310 City Clerk						
10011310 54661		Solicitor	-500.00	-500.00	-500.00	-500.00
10011310 54720		Copies	-25.00	-25.00	-25.00	-25.00
10011310 61100		Salary FT	287,014.65	295,625.09	304,493.84	313,628.66
10011310 61130		Salary SN	15,450.00	15,913.50	16,390.91	16,882.63
10011310 61150		Salary OT	4,120.00	4,243.60	4,370.91	4,502.04
10011310 62100		Dental Enh	1,602.68	1,650.76	1,700.28	1,751.29
10011310 62110		Group Life	272.00	272.00	272.00	272.00
10011310 62111		Enh Vision	371.00	371.00	371.00	371.00
10011310 62113		BCBS 60/12	28,138.57	28,982.73	29,852.21	30,747.78
10011310 62116		HSA City	1,200.00	1,200.00	1,200.00	1,200.00
10011310 62120		IMRF	19,742.01	20,334.27	20,944.30	21,572.63
10011310 62130		FICA	18,338.12	18,888.26	19,454.91	20,038.56
10011310 62140		Medicare	4,290.98	4,419.71	4,552.30	4,688.87
10011310 62330		LIUNA Pen	936.00	936.00	936.00	936.00
10011310 62990		Othr Ben	3,240.00	3,240.00	3,240.00	3,240.00
10011310 70220		Oth PT Sv	20,000.00	20,000.00	20,000.00	20,000.00
10011310 70430		MFD Lease	2,300.00	2,300.00	2,300.00	2,300.00
10011310 70610		Advertise	5,000.00	5,000.00	5,000.00	5,000.00
10011310 70611		PrintBind	250.00	250.00	250.00	250.00
10011310 70612		Imaging	75,000.00	75,000.00	75,000.00	75,000.00
10011310 70631		Dues	2,000.00	2,000.00	2,000.00	2,000.00
10011310 70632		Pro Develp	10,000.00	10,000.00	10,000.00	10,000.00
10011310 70641		Temp Sv	2,500.00	2,500.00	2,500.00	2,500.00
10011310 70702		WC Prem	1,922.04	1,979.70	2,039.09	2,100.26
10011310 70703		Liab Prem	3,164.78	3,259.72	3,357.52	3,458.24
10011310 70704		Prop Prem	2,240.96	2,308.18	2,377.43	2,448.75
10011310 70712		WC Claim	10,873.58	11,199.79	11,535.78	11,881.86
10011310 70713		Liab Claim	737.19	759.31	782.09	805.55
10011310 70714		Prop Claim	737.19	759.31	782.09	805.55
10011310 70720		Ins Admin	1,883.36	1,939.86	1,998.05	2,057.99
10011310 70790		Other Ins	150.00	150.00	150.00	150.00
10011310 71010		Off Supp	4,000.00	4,000.00	4,000.00	4,000.00
10011310 71017		Postage	1,000.00	1,000.00	1,000.00	1,000.00
10011310 71190		Other Supp	2,000.00	2,000.00	2,000.00	2,000.00
10011310 71340		Telecom	5,500.00	5,500.00	5,500.00	5,500.00
TOTAL City Clerk			535,450.11	547,457.79	559,825.71	572,564.66
TOTAL REVENUE			-525.00	-525.00	-525.00	-525.00
TOTAL EXPENSE			535,975.11	547,982.79	560,350.71	573,089.66
GRAND TOTAL			535,450.11	547,457.79	559,825.71	572,564.66

150



HUMAN RESOURCES

10011410



Purpose

The Human Resource department is comprised of a staff of 13 full-time employees who focus on seven (7) primary functional areas. Functional areas are Compensation and Benefits, Employee and Labor Relations, Recruitment and Onboarding, Training and Development, Employee Wellness, Employee Safety/Risk Management, and Payroll.

FY 2024 Budget & Program Highlights

It is the goal of the Human Resources department to maximize the City's Human Capital potential through positive employee/labor relations, improved onboarding, and talent management, branding of the City as an employer of choice to maximize recruitment potential and use of technology to streamline and stabilize processes.

Goals/Objectives for Fiscal Year 2024

Compensation and Benefits

- Explore ways to enhance benefits and cost savings with new broker Holmes Murphy.
- Implement "Creative Benefits" program. Thoughts to include Alternative Work Schedules, Employee Referral Program, On-the-spot Recognition, Community Service Day, "FREE" pass to City amenities.
- Conduct RFP for our total compensation program for non-union employees.
- Conduct RFP for our Employee Assistance Program benefit.

Employee and Labor Relations

- Continue collective bargaining negotiations and prepare for upcoming negotiations with groups whose contracts will expire April 30th, 2023.
- Explore new ways of using technology for more effective communication with employees.
- UKG Kronos Update (Dimensions) – major update – will remove the Workforce module. altogether, so lots of rebuild behind the scenes. Plan to begin work on upgrade after first of the year.

Recruitment and Onboarding

- Conduct RFP for consultant to assist with building our brand image as an employer of choice.
- Seek an "Employer of Choice" award for national recognition.
- Continue to promote recruitment efforts to diversify our applicant pool.
- Work with Bloomington Fire and Police Departments to enhance staffing efforts and implement a 'grow-your-own' scholarship program.
- Explore On-boarding module with NeoGov platform.
- Continue to grow our Summer Youth Enrichment Program.

Training and Development

- New Employee Orientation/Onboarding reworked and personalized.
- HR College in Spring 2023 with a possible partnership with IT.
- Add additional modules to our Supervisory Training Program with Heartland Community College.
- Develop and implement a Communication/Customer Service Program for all employees.
- Develop and implement Diversity, Equity, Inclusion and Belonging training for all employees.

Employee Wellness

- 4-6 seminars and 4 wellness challenges to be offered, like we've done in the past.
- Continue to promote EAP bi-monthly presentations and live orientations.
- Wellness Fair, Screenings, and Breakfast - planning to get that back in-person in Spring '23.
- Disperse \$250 wellness incentive to all employees who complete the Spring 2023 screenings.
- Conduct onsite cholesterol and glucose screenings (via fingerstick) in November for Diabetes Month. These serve as a 6-month follow up to our annual biometric screenings, held each April.
- Explore ways to expand our Gym Membership Benefit to incentivize employees to exercise for good health and well-being, based on changing employee needs post-COVID.

Employee Safety & Risk Management

- Implement mandated CDL Training Program for our probationary employees who require a CDL.
- AED Expansion Initiative - Working to place AED units in select non- Fire/Police vehicles across multiple Departments; 40 in Total.
- Working to partner with a firm to conduct/update City Wide Functional Job Analyses for 75 plus positions.
- Chlorine Scrubber/Anhydrous Ammonia WTP project to mitigate the potential catastrophic release of chlorine and protect the surrounding community; will trigger an *OSHA Process Safety Management of Highly Hazardous Chemicals* formal *Process Hazards Analysis*.
- Implement more robust fentanyl testing practices to mitigate potential for Officer exposure.
- Partnership with County to upgrade Security at Gov. Center.
- Successful Property/Casualty/Workers Compensation Insurance Renewal – Continues to be a challenging and dynamic market.
- Streamline/improve Emergency Action Protocols at Arena.

What we accomplished in FY 2023

Compensation and Benefits

- Continued to explore ways to enhance benefits to better retain employees in a challenging labor environment, while achieving potential cost savings.
- Conducted RFP for health insurance broker/benefit renewal for July 1, 2022.
- Implemented direct relationship with BCBS for medical and prescription coverage, Standard Life for Life.
- Conducted successful open enrollment period for health insurance period of 1/1/2023-12/31/2023.

Employee and Labor Relations

- Completed Collective Bargaining Negotiations with 6 bargaining units:
 - AFSCME Local 699
 - Laborers Local 362 Support Staff
 - Laborers Local 362 Parking Enforcement
 - Laborers Local 362 Inspectors
 - PBPA Public Service Dispatchers (previously Telecommunicators)
 - IATSE Local 193 Stagehand
- Conducted multiple investigations in response to allegations of inappropriate workplace conduct and potential policy and SOP violations.
- Prepared revisions for Employee Handbook.

Recruitment and Onboarding

- Conducted recruitment for Director of Arts and Entertainment and staffed this new department.
- Staffed over 65 Full-Time vacancies (internal and external) due to turnover, department reorganizations and growth of our FTE's.
- Sponsored a summer Youth Enrichment Program for 3rd year in a row to provide youth with paid municipal employment experience.
- Hired a full-time Recruiter to expand effort recruit applicants and diversify our applicant pool.
- Attended various recruitment events at local, state, and national level.
- Began RFP to hire consultant to help us build our brand image as an employer of choice.

Training and Development

- Continued to move employee training content to Target Solutions, the City's online training platform. Topics vary, from new hire orientation materials, to Sexual Harassment, Safety, and Supervisory training content.
- Trained part-time employees, Board & Commission members, and City Council on the City's Sexual Harassment policy, in compliance with state requirements.
- Continued a partnership with Heartland Community College to offer Supervisors across the City training on pertinent topics, specific to the City's needs.
- Hired a full-time Workforce Development Coordinator to lead training and professional development efforts City-wide.

Employee Wellness

- Once again, received high recognition from the American Heart Association for the City's Wellness programs for employees.
- Conducted 4 citywide wellness challenges. Offered monthly individual consultations with a personal trainer and dietitian and conducted virtual educational seminars.
- 95 employees participated in biometric screenings, which included blood pressure, weight, and a venipuncture blood draw.

Employee Safety & Risk Management

- Continued to identify and develop strategies to mitigate potential for losses.
- Continued to oversee/manage PMA Claim Team to ensure desired service level is met.
- Continued to drive Safety Committees and ongoing projects/initiatives/identified opportunities.
- Successful Property/Casualty Workers Compensation Insurance Renewal.
- Fitness initiative Fire & Police – Partnership with Carle Health to develop custom, duty specific program. Trainers assess COB exercise facilities to make recommendations on equipment to achieve program goals.



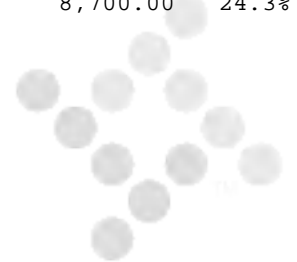
CITY OF BLOOMINGTON, IL
 NEXT YEAR / CURRENT YEAR BUDGET ANALYSIS

PROJECTION: 20244 FY 2024 BUDGET MASTER LEVEL 4

ACCOUNTS FOR:

Human Resources		2022 ACTUAL	2023 ORIG BUD	2023 REVISED BUD	2023 ACTUAL	2023 PROJECTION	2024 ADOPTED	PCT CHANGE
10011410	57990							
	Misc Rev	-607.37	-1,000.00	-1,000.00	-1,219.33	-1,046.89	-1,000.00	.0%
10011410	61100							
	Salary FT	781,795.76	834,505.00	834,505.00	681,619.77	896,153.78	1,002,684.00	20.2%
10011410	61130							
	Salary SN	31,539.28	87,880.00	87,880.00	42,080.34	65,000.00	90,000.00	2.4%
10011410	61150							
	Salary OT	6,223.07	6,000.00	6,000.00	6,611.13	7,124.03	7,000.00	16.7%
10011410	61190							
	Othr Salry	.00	.00	.00	427.19	.00	.00	.0%
10011410	62100							
	Dental Enh	2,878.20	3,133.00	3,133.00	2,572.09	3,645.45	4,079.00	30.2%
10011410	62102							
	Vision Ins	.49	.00	.00	.23	.23	.00	.0%
10011410	62108							
	ENHBCBSPPO	86.98	.00	.00	30.63	30.63	.00	.0%
10011410	62109							
	ENH HMO	34.05	.00	.00	44.70	44.70	.00	.0%
10011410	62110							
	Group Life	708.67	748.00	748.00	611.91	817.60	884.00	18.2%
10011410	62111							
	Enh Vision	743.30	868.00	868.00	662.90	918.65	1,002.00	15.4%
10011410	62113							
	BCBS 60/12	25,218.06	50,972.00	50,972.00	18,248.13	20,178.73	34,205.00	-32.9%
10011410	62114							
	BCBS HSA	57,112.31	51,357.00	51,357.00	55,004.84	79,299.45	80,302.00	56.4%
10011410	62115							
	RHS Contrb	5,065.05	6,000.00	6,000.00	4,297.45	5,820.31	6,000.00	.0%
10011410	62116							
	HSA City	11,500.00	9,600.00	9,600.00	.00	11,900.00	11,900.00	24.0%
10011410	62120							
	IMRF	89,019.36	88,464.00	88,464.00	63,228.39	79,051.04	68,464.00	-22.6%
10011410	62130							
	FICA	48,060.11	54,400.00	54,400.00	43,141.12	56,029.59	66,977.00	23.1%
10011410	62140							
	Medicare	11,249.44	12,728.00	12,728.00	10,100.55	13,166.80	15,668.00	23.1%
10011410	62200							
	Hlth Fac	.00	.00	.00	150.00	150.00	.00	.0%
10011410	62210							
	Tuit Reimb	40,014.47	60,000.00	60,000.00	21,441.33	50,000.00	60,000.00	.0%
10011410	62330							
	LIUNA Pen	25.35	.00	.00	20.81	20.81	.00	.0%
10011410	62990							
	Othr Ben	8,260.00	16,060.00	16,060.00	10,130.37	10,860.00	43,660.00	171.9%
10011410	70210							
	Oth Med Sv	135,940.15	132,400.00	132,400.00	114,110.76	128,700.00	148,400.00	12.1%
10011410	70430							
	MFD Lease	2,161.80	2,000.00	2,000.00	1,814.79	2,200.00	2,200.00	10.0%
10011410	70607							
	Recruite	95,596.53	80,000.00	80,000.00	78,980.58	82,000.00	115,000.00	43.8%
10011410	70610							
	Advertise	658.34	.00	.00	.00	.00	.00	.0%
10011410	70611							
	PrintBind	360.00	2,000.00	2,000.00	468.95	2,000.00	2,000.00	.0%
10011410	70630							
	Travel	.00	.00	.00	100.22	.00	.00	.0%
10011410	70631							
	Dues	3,470.00	2,952.00	2,952.00	5,426.83	3,581.00	3,616.00	22.5%
10011410	70632							
	Pro Develop	13,108.22	21,384.00	21,384.00	16,704.47	14,000.00	40,000.00	87.1%
10011410	70639							
	City Train	2,955.00	22,000.00	22,000.00	30,966.98	10,500.00	38,925.00	76.9%
10011410	70641							
	Temp Sv	.00	.00	.00	888.00	1,000.00	.00	.0%
10011410	70690							
	Purch Serv	136,796.00	121,500.00	121,500.00	92,713.84	129,500.00	159,500.00	31.3%
10011410	70702							
	WC Prem	5,555.37	5,916.87	5,916.87	5,916.87	5,916.87	7,134.36	20.6%
10011410	70703							
	Liab Prem	7,228.87	7,843.01	7,843.01	7,843.01	7,843.01	11,747.27	49.8%
10011410	70704							
	Prop Prem	4,731.85	6,417.80	6,417.80	6,417.80	6,417.80	8,318.15	29.6%
10011410	70712							
	WC Claim	36,335.45	36,724.89	36,724.89	36,724.89	36,724.89	40,373.63	9.9%
10011410	70713							
	Liab Claim	3,364.39	2,448.33	2,448.33	2,448.33	2,448.33	2,737.20	11.8%
10011410	70714							
	Prop Claim	3,364.39	2,754.37	2,754.37	2,754.37	2,754.37	2,737.20	-.6%
10011410	70720							
	Ins Admin	6,890.24	6,258.73	6,258.73	6,258.73	6,258.73	6,990.78	11.7%
10011410	71010							
	Off Supp	6,310.80	6,000.00	6,000.00	5,115.05	6,000.00	6,000.00	.0%
10011410	71017							
	Postage	2,524.05	2,000.00	2,000.00	1,736.30	2,500.00	2,500.00	25.0%
10011410	71340							
	Telecom	6,289.21	7,000.00	7,000.00	5,614.64	7,000.00	8,700.00	24.3%

155





CITY OF BLOOMINGTON, IL
 NEXT YEAR / CURRENT YEAR BUDGET ANALYSIS

PROJECTION: 20244 FY 2024 BUDGET MASTER LEVEL 4

ACCOUNTS FOR:

Human Resources	2022 ACTUAL	2023 ORIG BUD	2023 REVISED BUD	2023 ACTUAL	2023 PROJECTION	2024 ADOPTED	PCT CHANGE
10011410 71410 Books	1,036.41	.00	.00	2,346.37	750.00	750.00	.0%
10011410 79110 Com Relatn	180.00	.00	.00	.00	.00	.00	.0%
10011410 79120 Emp Relatn	34,536.61	22,500.00	22,500.00	21,323.77	28,700.00	36,200.00	60.9%
TOTAL Human Resources	1,628,320.26	1,771,815.00	1,771,815.00	1,405,880.10	1,785,959.91	2,135,654.59	20.5%
TOTAL REVENUE	-607.37	-1,000.00	-1,000.00	-1,219.33	-1,046.89	-1,000.00	.0%
TOTAL EXPENSE	1,628,927.63	1,772,815.00	1,772,815.00	1,407,099.43	1,787,006.80	2,136,654.59	20.5%
GRAND TOTAL	1,628,320.26	1,771,815.00	1,771,815.00	1,405,880.10	1,785,959.91	2,135,654.59	20.5%



**CITY OF BLOOMINGTON, IL
 PROJECTION 20245 / BUDGET ENTRY FUTURE YRS REPORT**

ORG	OBJECT PROJ	DESC	2025	2026	2027	2028
10011410	Human Resources					
10011410 57990		Misc Rev	-1,000.00	-1,000.00	-1,000.00	-1,000.00
10011410 61100		Salary FT	1,032,764.52	1,063,747.46	1,095,659.88	1,128,529.68
10011410 61130		Salary SN	92,700.00	95,481.00	98,345.43	101,295.79
10011410 61150		Salary OT	7,210.00	7,426.30	7,649.09	7,878.56
10011410 62100		Dental Enh	4,201.37	4,327.41	4,457.23	4,590.95
10011410 62110		Group Life	884.00	884.00	884.00	884.00
10011410 62111		Enh Vision	1,002.00	1,002.00	1,002.00	1,002.00
10011410 62113		BCBS 60/12	35,231.15	36,288.08	37,376.73	38,498.03
10011410 62114		BCBS HSA	82,711.06	85,192.39	87,748.16	90,380.61
10011410 62115		RHS Contrb	6,000.00	6,000.00	6,000.00	6,000.00
10011410 62116		HSA City	11,900.00	11,900.00	11,900.00	11,900.00
10011410 62120		IMRF	70,517.92	72,633.46	74,812.46	77,056.84
10011410 62130		FICA	68,986.31	71,055.90	73,187.58	75,383.20
10011410 62140		Medicare	16,138.04	16,622.18	17,120.85	17,634.47
10011410 62210		Tuit Reimb	60,000.00	60,000.00	60,000.00	60,000.00
10011410 62990		Othr Ben	43,660.00	43,660.00	43,660.00	43,660.00
10011410 70210		Oth Med Sv	155,000.00	165,000.00	175,000.00	175,000.00
10011410 70430		MFD Lease	2,200.00	2,200.00	2,200.00	2,200.00
10011410 70607		Recruite	125,000.00	130,000.00	130,000.00	135,000.00
10011410 70611		PrintBind	2,000.00	2,000.00	2,000.00	2,000.00
10011410 70631		Dues	4,000.00	4,200.00	4,300.00	4,400.00
10011410 70632		Pro Develop	41,000.00	43,000.00	45,000.00	47,000.00
10011410 70639		City Train	21,000.00	23,000.00	23,000.00	23,000.00
10011410 70690		Purch Serv	150,000.00	155,000.00	160,000.00	160,000.00
10011410 70702		WC Prem	7,348.39	7,568.84	7,795.91	8,029.79
10011410 70703		Liab Prem	12,099.69	12,462.68	12,836.56	13,221.66
10011410 70704		Prop Prem	8,567.70	8,824.73	9,089.47	9,362.15
10011410 70712		WC Claim	41,584.84	42,832.39	44,117.36	45,440.88
10011410 70713		Liab Claim	2,819.31	2,903.89	2,991.01	3,080.74
10011410 70714		Prop Claim	2,819.31	2,903.89	2,991.01	3,080.74
10011410 70720		Ins Admin	7,200.51	7,416.52	7,639.02	7,868.19
10011410 71010		Off Supp	6,000.00	6,000.00	6,000.00	6,000.00
10011410 71017		Postage	2,500.00	2,500.00	2,500.00	2,500.00
10011410 71340		Telecom	9,500.00	9,500.00	10,000.00	10,000.00
10011410 71410		Books	800.00	850.00	900.00	950.00
10011410 79120		Emp Relatn	37,500.00	38,500.00	40,000.00	40,000.00
	TOTAL Human Resources		2,171,846.12	2,241,883.12	2,307,163.75	2,361,828.28
	TOTAL REVENUE		-1,000.00	-1,000.00	-1,000.00	-1,000.00
	TOTAL EXPENSE		2,172,846.12	2,242,883.12	2,308,163.75	2,362,828.28
	GRAND TOTAL		2,171,846.12	2,241,883.12	2,307,163.75	2,361,828.28



FINANCE-BILLING & COLLECTIONS/CASHIERS (THE HUB) 10011510 10011520 10011530



Purpose

The mission of the Finance Department is to promote the fiscal stability of the City by recommending policies and sustainable strategies to decision makers, implementing best practices in financial management and reporting, and providing accurate and unbiased information to the City's stakeholders. To execute this Mission, the Finance Department establishes financial management standards and monitors compliance to these standards based on federal, state, and local law, and generally accepted accounting standards. Additionally, the Department strives to present the data to the public in a format that is understandable and holds meaning for the community.

Main functions of the Finance Department are:

- Fiscal administration, reporting and compliance
- Budget development and monitoring
- Accounting and auditing services
- Debt and treasury management
- Local Business Tax Administration
- Long-term fiscal planning
- Utility Billing* (water, sewer, storm water and refuse monthly billing)
- Collections* - Payment Processing
- These functions and the related staff are the primary components of the City's Customer Service Department known as The Hub, a one-stop-shop where residents can conduct business with the City.

FY 2024 Budget & Program Highlights

- Convert the filing of the City's required business tax returns, Food / Beverage, Local Motor Fuel Tax etc., to an online format. This will bring efficiencies in processing to both internal staff and our business community.
- Continue focus on automating accounting operations, importing of data etc. and standardizing processes where possible.
- Continue focus on providing excellent customer service in The Hub – with a goal of assisting / facilitating resident's doing business with the City.

Funding Source

The Finance Department is primarily funded by General Fund revenues. However, some services such as Food and Beverage Tax collection is provided to the Town of Normal for a fee and operating expenses for the Billing and Collections areas of the Department are funded by the City's Enterprise Funds.

What we accomplished in FY 2023

Finance/Accounting

- Completed the FY 2022 annual City audit with an unmodified opinion and completed other required annual Regulatory filings such as TIF reports, Annual Financial Reports, Treasurer's Report and Unclaimed Property Report.
- Received the GFOA Certificate of Achievement for Excellence in Financial Reporting.

Debt/Capital Management

- Strategically utilized surplus funds to pay cash for equipment for the General Fund, executing on a Council initiative.
- Executed a \$20M bond issuance related to the Library and O'Neil Pool remodel and renovations. Executed a Rating Agency Review whereby the City's 'Outlook' was upgraded from stable to positive.
- Coordinated the request for, and receipt of, \$6.7M in American Rescue Plan Act relief funds.

Budget

- Received the GFOA Certificate of Achievement for Excellence in the Comprehensive Annual Budgetary Award for the 11th consecutive year.
- Successfully assisted department heads in managing budgets resulting in the sound financial execution of City services and Fund stability.

Local Business Tax Administration

- Administered – collected \$15.3M in local taxes such as Local Motor Fuel, Food/Beverage, Packaged Liquor, Hotel/Motel/Short Term Rental, Vehicle Use and Amusement

Billing, Cashiers, The Hub

- Administered – billed over \$35.9 million in utility related activity (water, sewer, storm water, garbage)
- Focused on integrating / optimizing interdepartmental communications and processes related to Hub services and utility residential account maintenance and interactions (for +30K utility accounts).

Challenges:

Managing financial events that are out of the City's control always pose a challenge. These can take the form of an economic turmoil such as inflation to unfunded mandates by the State or Federal Government. Proper planning, sound reserves and cautious execution can help mitigate these threats.



CITY OF BLOOMINGTON, IL
 NEXT YEAR / CURRENT YEAR BUDGET ANALYSIS

PROJECTION: 20244 FY 2024 BUDGET MASTER LEVEL 4

ACCOUNTS FOR:

Finance	2022 ACTUAL	2023 ORIG BUD	2023 REVISED BUD	2023 ACTUAL	2023 PROJECTION	2024 ADOPTED	PCT CHANGE
10011510 53350 Tn of Nrml	-19,228.07	-41,152.65	-41,152.65	-30,048.30	-36,057.96	-36,057.96	-12.4%
10011510 57985 Cash StOvr	-50.00	.00	.00	-49.99	-49.99	.00	.0%
10011510 57990 Misc Rev	-12,404.52	.00	.00	-24,475.78	-25,600.48	.00	.0%
10011510 61100 Salary FT	716,766.46	733,738.00	733,738.00	630,435.96	822,550.37	858,410.00	17.0%
10011510 61130 Salary SN	182.68	.00	.00	.00	.00	.00	.0%
10011510 61150 Salary OT	21,404.22	15,000.00	15,000.00	7,810.81	10,513.14	15,000.00	.0%
10011510 61190 Othr Salry	.00	.00	.00	9,631.68	9,631.68	.00	.0%
10011510 62100 Dental Enh	2,624.64	2,582.00	2,582.00	2,022.16	2,751.26	2,917.00	13.0%
10011510 62110 Group Life	670.91	680.00	680.00	548.03	733.60	748.00	10.0%
10011510 62111 Enh Vision	944.28	945.00	945.00	761.81	1,022.37	1,046.00	10.7%
10011510 62113 BCBS 60/12	68,769.53	79,014.00	79,014.00	48,771.77	66,166.61	69,415.00	-12.1%
10011510 62114 BCBS HSA	33,276.78	26,939.00	26,939.00	32,822.23	43,907.91	44,311.00	64.5%
10011510 62115 RHS Contrb	2,076.96	2,160.00	2,160.00	1,683.18	2,244.24	2,500.00	15.7%
10011510 62116 HSA City	6,400.00	6,400.00	6,400.00	.00	6,200.00	6,200.00	-3.1%
10011510 62120 IMRF	81,755.34	71,959.00	71,959.00	67,821.16	91,599.86	59,223.00	-17.7%
10011510 62130 FICA	42,620.63	43,421.00	43,421.00	37,515.09	48,650.67	50,874.00	17.2%
10011510 62140 Medicare	9,967.73	10,159.00	10,159.00	8,773.66	11,377.86	11,901.00	17.1%
10011510 62330 LIUNA Pen	1,866.47	1,872.00	1,872.00	1,471.21	1,908.00	1,872.00	.0%
10011510 62990 Othr Ben	420.00	6,420.00	6,420.00	16,822.33	18,387.25	7,020.00	9.3%
10011510 70090 Audit Sv	83,760.00	86,270.00	86,270.00	96,972.50	86,270.00	88,858.10	3.0%
10011510 70093 Bank Fees	30,050.23	5,000.00	5,000.00	52,778.42	80,000.00	80,000.00	1500.0%
10011510 70220 Oth PT Sv	5,987.66	7,325.00	7,325.00	6,775.00	7,525.00	7,525.00	2.7%
10011510 70430 MFD Lease	3,805.89	3,000.00	3,000.00	2,444.51	3,500.00	3,500.00	16.7%
10011510 70610 Advertise	13,858.44	14,000.00	14,000.00	12,422.81	14,000.00	14,000.00	.0%
10011510 70611 PrintBind	625.00	2,000.00	2,000.00	65.00	1,200.00	1,200.00	-40.0%
10011510 70631 Dues	1,615.00	1,500.00	1,500.00	900.00	1,600.00	1,600.00	6.7%
10011510 70632 Pro Develop	4,049.96	2,000.00	2,000.00	3,567.57	5,000.00	5,000.00	150.0%
10011510 70641 Temp Sv	130,099.20	132,000.00	132,000.00	97,258.00	133,000.00	133,000.00	.8%
10011510 70660 Armord Car	8,103.28	8,040.00	8,040.00	8,040.00	8,100.00	8,100.00	.7%
10011510 70690 Purch Serv	46,638.17	45,000.00	45,000.00	35,020.19	43,856.00	43,856.00	-2.5%
10011510 70702 WC Prem	3,956.40	4,890.15	4,890.15	4,890.15	4,890.15	5,627.81	15.1%
10011510 70703 Liab Prem	5,148.23	6,482.05	6,482.05	6,482.05	6,482.05	9,266.62	43.0%
10011510 70704 Prop Prem	3,369.91	5,304.15	5,304.15	5,304.15	5,304.15	6,561.62	23.7%
10011510 70712 WC Claim	43,060.87	68,518.18	68,518.18	68,518.18	68,518.18	50,819.43	-25.8%
10011510 70713 Liab Claim	3,987.12	4,567.88	4,567.88	4,567.88	4,567.88	3,445.39	-24.6%
10011510 70714 Prop Claim	3,987.12	5,138.86	5,138.86	5,138.86	5,138.86	3,445.39	-33.0%
10011510 70720 Ins Admin	4,907.06	5,172.68	5,172.68	5,172.68	5,172.68	5,514.55	6.6%
10011510 71010 Off Supp	6,159.56	6,000.00	6,000.00	6,525.93	6,000.00	6,000.00	.0%
10011510 71017 Postage	6,440.88	6,000.00	6,000.00	6,180.65	6,000.00	6,000.00	.0%
10011510 71340 Telecom	4,453.74	4,200.00	4,200.00	4,537.27	6,000.00	6,000.00	42.9%
10011510 71420 Periodicls	610.00	600.00	600.00	610.00	600.00	600.00	.0%
10011510 79150 Bad Debt	139.19	.00	.00	84.00	84.00	.00	.0%
10011510 79990 Othr Exp	-1,795.32	1,000.00	1,000.00	75.00	1,000.00	1,000.00	.0%
TOTAL Finance	1,371,081.63	1,384,145.30	1,384,145.30	1,246,647.81	1,579,745.34	1,586,298.95	14.6%
TOTAL REVENUE	-31,682.59	-41,152.65	-41,152.65	-54,574.07	-61,708.43	-36,057.96	-12.4%
TOTAL EXPENSE	1,402,764.22	1,425,297.95	1,425,297.95	1,301,221.88	1,641,453.77	1,622,356.91	13.8%
GRAND TOTAL	1,371,081.63	1,384,145.30	1,384,145.30	1,246,647.81	1,579,745.34	1,586,298.95	14.6%

160



CITY OF BLOOMINGTON, IL
 PROJECTION 20245 / BUDGET ENTRY FUTURE YRS REPORT

ORG	OBJECT PROJ	DESC	2025	2026	2027	2028
10011510 Finance						
10011510 53350		Tn of Nrml	-36,057.96	-36,057.96	-36,057.96	-36,057.96
10011510 61100		Salary FT	884,162.30	910,687.17	938,007.78	966,148.02
10011510 61150		Salary OT	15,450.00	15,913.50	16,390.91	16,882.63
10011510 62100		Dental Enh	3,004.51	3,094.65	3,187.48	3,283.11
10011510 62110		Group Life	748.00	748.00	748.00	748.00
10011510 62111		Enh Vision	1,046.00	1,046.00	1,046.00	1,046.00
10011510 62113		BCBS 60/12	71,497.45	73,642.37	75,851.64	78,127.19
10011510 62114		BCBS HSA	45,640.33	47,009.54	48,419.83	49,872.42
10011510 62115		RHS Contrb	2,600.00	2,700.00	2,800.00	2,900.00
10011510 62116		HSA City	6,200.00	6,200.00	6,200.00	6,200.00
10011510 62120		IMRF	60,999.69	62,829.68	64,714.57	66,656.01
10011510 62130		FICA	52,400.22	53,972.23	55,591.39	57,259.14
10011510 62140		Medicare	12,258.03	12,625.77	13,004.54	13,394.68
10011510 62330		LIUNA Pen	1,872.00	1,872.00	1,872.00	1,872.00
10011510 62990		Othr Ben	7,020.00	7,020.00	7,020.00	7,020.00
10011510 70090		Audit Sv	91,523.84	94,269.56	97,097.65	100,010.57
10011510 70093		Bank Fees	80,000.00	80,000.00	80,000.00	80,000.00
10011510 70220		Oth PT Sv	7,525.00	7,525.00	7,525.00	7,525.00
10011510 70430		MFD Lease	3,500.00	3,500.00	3,500.00	3,500.00
10011510 70610		Advertise	14,000.00	14,000.00	14,000.00	14,000.00
10011510 70611		PrintBind	1,200.00	1,200.00	1,200.00	1,200.00
10011510 70631		Dues	1,600.00	1,600.00	1,600.00	1,600.00
10011510 70632		Pro Develp	5,000.00	5,000.00	5,000.00	5,000.00
10011510 70641		Temp Sv	133,000.00	133,000.00	133,000.00	133,000.00
10011510 70660		Armord Car	8,100.00	8,100.00	8,100.00	8,100.00
10011510 70690		Purch Serv	43,856.00	43,856.00	43,856.00	43,856.00
10011510 70702		WC Prem	5,796.64	5,970.54	6,149.66	6,334.15
10011510 70703		Liab Prem	9,544.61	9,830.95	10,125.88	10,429.66
10011510 70704		Prop Prem	6,758.47	6,961.22	7,170.06	7,385.16
10011510 70712		WC Claim	52,344.02	53,914.34	55,531.77	57,197.72
10011510 70713		Liab Claim	3,548.75	3,655.21	3,764.87	3,877.81
10011510 70714		Prop Claim	3,548.75	3,655.21	3,764.87	3,877.81
10011510 70720		Ins Admin	5,679.98	5,850.38	6,025.89	6,206.67
10011510 71010		Off Supp	6,000.00	6,000.00	6,000.00	6,000.00
10011510 71017		Postage	6,000.00	6,000.00	6,000.00	6,000.00
10011510 71340		Telecom	6,000.00	6,000.00	6,000.00	6,000.00
10011510 71420		Periodicls	600.00	600.00	600.00	600.00
10011510 79990		Othr Exp	1,000.00	1,000.00	1,000.00	1,000.00
TOTAL Finance			1,624,966.63	1,664,791.36	1,705,807.83	1,748,051.79
TOTAL REVENUE			-36,057.96	-36,057.96	-36,057.96	-36,057.96
TOTAL EXPENSE			1,661,024.59	1,700,849.32	1,741,865.79	1,784,109.75
GRAND TOTAL			1,624,966.63	1,664,791.36	1,705,807.83	1,748,051.79

161





CITY OF BLOOMINGTON, IL
 NEXT YEAR / CURRENT YEAR BUDGET ANALYSIS

PROJECTION: 20244 FY 2024 BUDGET MASTER LEVEL 4

ACCOUNTS FOR:

Collections	2022 ACTUAL	2023 ORIG BUD	2023 REVISED BUD	2023 ACTUAL	2023 PROJECTION	2024 ADOPTED	PCT CHANGE
10011520 61100 Salary FT	186,429.66	224,749.00	224,749.00	194,061.38	256,589.40	287,998.00	28.1%
10011520 61150 Salary OT	3,179.94	4,000.00	4,000.00	959.14	1,491.16	3,000.00	-25.0%
10011520 61190 Othr Salry	5,245.63	.00	.00	1,449.94	1,449.94	.00	.0%
10011520 62100 Dental Enh	936.49	1,848.00	1,848.00	800.62	1,098.19	1,548.00	-16.2%
10011520 62110 Group Life	268.49	340.00	340.00	262.85	369.60	408.00	20.0%
10011520 62111 Enh Vision	299.26	551.00	551.00	267.63	303.12	406.00	-26.3%
10011520 62113 BCBS 60/12	11,388.18	52,619.00	52,619.00	18,622.10	19,343.10	33,906.00	-35.6%
10011520 62114 BCBS HSA	8,049.35	6,547.00	6,547.00	4,661.82	6,834.66	6,292.00	-3.9%
10011520 62116 HSA City	1,300.00	1,300.00	1,300.00	.00	1,200.00	1,200.00	-7.7%
10011520 62120 IMRF	21,946.18	21,600.00	21,600.00	17,951.08	22,169.52	19,733.00	-8.6%
10011520 62130 FICA	11,521.52	12,355.00	12,355.00	11,537.79	15,331.17	16,936.00	37.1%
10011520 62140 Medicare	2,694.53	2,891.00	2,891.00	2,698.39	3,569.76	3,963.00	37.1%
10011520 62160 Work Comp	-9,805.42	.00	.00	.00	.00	.00	.0%
10011520 62200 Hlth Fac	150.00	.00	.00	.00	.00	.00	.0%
10011520 62330 LIUNA Pen	2,537.12	3,744.00	3,744.00	2,353.83	3,269.25	3,744.00	.0%
10011520 62990 Othr Ben	1,981.16	3,000.00	3,000.00	2,649.91	3,296.76	3,600.00	20.0%
10011520 70420 Rentals	.00	.00	.00	.00	.00	4,362.12	.0%
10011520 70632 Pro Develp	.00	2,500.00	2,500.00	2,323.66	2,500.00	2,500.00	.0%
10011520 70641 Temp Sv	10,654.00	4,000.00	4,000.00	.00	.00	.00	-100.0%
10011520 70642 Recdg Fee	3,149.00	5,000.00	5,000.00	5,031.25	5,000.00	5,000.00	.0%
10011520 70690 Purch Serv	234.34	500.00	500.00	.00	250.00	250.00	-50.0%
10011520 70702 WC Prem	1,437.76	1,638.19	1,638.19	1,638.19	1,638.19	1,905.63	16.3%
10011520 70703 Liab Prem	1,870.87	2,171.48	2,171.48	2,171.48	2,171.48	3,137.76	44.5%
10011520 70704 Prop Prem	1,224.63	1,776.88	1,776.88	1,776.88	1,776.88	2,221.82	25.0%
10011520 70712 WC Claim	9,400.93	10,163.45	10,163.45	10,163.45	10,163.45	10,780.75	6.1%
10011520 70713 Liab Claim	870.46	677.56	677.56	677.56	677.56	730.90	7.9%
10011520 70714 Prop Claim	870.46	762.26	762.26	762.26	762.26	730.90	-4.1%
10011520 70720 Ins Admin	1,783.23	1,732.84	1,732.84	1,732.84	1,732.84	1,867.28	7.8%
10011520 71010 Off Supp	953.15	2,500.00	2,500.00	3,935.46	4,000.00	2,500.00	.0%
10011520 71340 Telecom	1,658.57	1,700.00	1,700.00	1,620.65	2,200.00	2,200.00	29.4%
10011520 79990 Othr Exp	.00	.00	.00	147.92	.00	.00	.0%
TOTAL Collections	282,229.49	370,666.66	370,666.66	290,258.08	369,188.29	420,921.16	13.6%
TOTAL REVENUE	.00	.00	.00	.00	.00	.00	.0%
TOTAL EXPENSE	282,229.49	370,666.66	370,666.66	290,258.08	369,188.29	420,921.16	13.6%
GRAND TOTAL	282,229.49	370,666.66	370,666.66	290,258.08	369,188.29	420,921.16	13.6%

162



**CITY OF BLOOMINGTON, IL
 PROJECTION 20245 / BUDGET ENTRY FUTURE YRS REPORT**

ORG	OBJECT PROJ	DESC	2025	2026	2027	2028
10011520 Collections						
10011520 61100		Salary FT	296,637.94	305,537.08	314,703.19	324,144.29
10011520 61150		Salary OT	3,090.00	3,182.70	3,278.18	3,376.53
10011520 62100		Dental Enh	1,594.44	1,642.27	1,691.54	1,742.29
10011520 62110		Group Life	408.00	408.00	408.00	408.00
10011520 62111		Enh Vision	406.00	406.00	406.00	406.00
10011520 62113		BCBS 60/12	34,923.18	35,970.88	37,050.00	38,161.50
10011520 62114		BCBS HSA	6,480.76	6,675.18	6,875.44	7,081.70
10011520 62116		HSA City	1,200.00	1,200.00	1,200.00	1,200.00
10011520 62120		IMRF	20,324.99	20,934.74	21,562.78	22,209.67
10011520 62130		FICA	17,444.08	17,967.40	18,506.42	19,061.62
10011520 62140		Medicare	4,081.89	4,204.35	4,330.48	4,460.39
10011520 62330		LIUNA Pen	3,744.00	3,744.00	3,744.00	3,744.00
10011520 62990		Othr Ben	3,600.00	3,600.00	3,600.00	3,600.00
10011520 70420		Rentals	4,362.12	4,362.12	4,362.12	4,362.12
10011520 70632		Pro Develop	2,500.00	2,500.00	2,500.00	2,500.00
10011520 70642		Recdg Fee	5,000.00	5,000.00	5,000.00	5,000.00
10011520 70690		Purch Serv	250.00	250.00	250.00	250.00
10011520 70702		WC Prem	1,962.79	2,021.68	2,082.33	2,144.80
10011520 70703		Liab Prem	3,231.89	3,328.85	3,428.71	3,531.58
10011520 70704		Prop Prem	2,288.48	2,357.13	2,427.85	2,500.68
10011520 70712		WC Claim	11,104.17	11,437.29	11,780.41	12,133.82
10011520 70713		Liab Claim	752.82	775.41	798.67	822.63
10011520 70714		Prop Claim	752.82	775.41	798.67	822.63
10011520 70720		Ins Admin	1,923.29	1,980.99	2,040.42	2,101.63
10011520 71010		Off Supp	2,500.00	2,500.00	2,500.00	2,500.00
10011520 71340		Telecom	2,200.00	2,200.00	2,200.00	2,200.00
		TOTAL Collections	432,763.66	444,961.48	457,525.21	470,465.88
		TOTAL REVENUE	.00	.00	.00	.00
		TOTAL EXPENSE	432,763.66	444,961.48	457,525.21	470,465.88
		GRAND TOTAL	432,763.66	444,961.48	457,525.21	470,465.88





CITY OF BLOOMINGTON, IL
 NEXT YEAR / CURRENT YEAR BUDGET ANALYSIS

PROJECTION: 20244 FY 2024 BUDGET MASTER LEVEL 4

ACCOUNTS FOR:

Billing	2022 ACTUAL	2023 ORIG BUD	2023 REVISED BUD	2023 ACTUAL	2023 PROJECTION	2024 ADOPTED	PCT CHANGE		
10011530 54116		Leak Protc	-47,537.04	-47,000.00	-47,000.00	-37,355.66	-49,500.00	-49,500.00	5.3%
10011530 61100		Salary FT	197,056.30	206,910.00	206,910.00	174,039.64	228,151.11	249,596.00	20.6%
10011530 61150		Salary OT	3,992.02	3,000.00	3,000.00	5,616.55	6,694.05	4,000.00	33.3%
10011530 61190		Othr Salry	3,341.26	.00	.00	.00	.00	.00	.0%
10011530 62100		Dental Enh	1,510.28	1,663.00	1,663.00	935.39	1,275.83	1,359.00	-18.3%
10011530 62110		Group Life	324.44	340.00	340.00	234.90	319.20	340.00	.0%
10011530 62111		Enh Vision	466.25	518.00	518.00	330.25	445.50	462.00	-10.8%
10011530 62113		BCBS 60/12	22,828.28	28,879.00	28,879.00	15,124.61	20,247.78	20,433.00	-29.2%
10011530 62114		BCBS HSA	12,680.51	13,094.00	13,094.00	8,031.84	11,177.66	12,584.00	-3.9%
10011530 62116		HSA City	2,600.00	1,300.00	1,300.00	.00	2,400.00	2,400.00	84.6%
10011530 62120		IMRF	23,259.76	19,885.00	19,885.00	16,448.71	20,259.51	17,197.00	-13.5%
10011530 62130		FICA	11,548.58	11,697.00	11,697.00	10,392.24	13,610.04	14,868.00	27.1%
10011530 62140		Medicare	2,700.85	2,737.00	2,737.00	2,430.51	3,183.06	3,479.00	27.1%
10011530 62200		Hlth Fac	186.00	.00	.00	.00	.00	.00	.0%
10011530 62330		LIUNA Pen	3,751.99	3,744.00	3,744.00	2,662.08	3,528.00	3,744.00	.0%
10011530 62990		Othr Ben	.00	4,200.00	4,200.00	2,492.15	2,992.15	4,200.00	.0%
10011530 70093		Bank Fees	40,372.81	45,000.00	45,000.00	26,955.05	37,500.00	37,500.00	-16.7%
10011530 70095		CC Fees	400,142.13	375,000.00	375,000.00	386,934.55	465,000.00	465,000.00	24.0%
10011530 70611		PrintBind	63,691.59	30,000.00	30,000.00	30,000.00	37,000.00	37,000.00	23.3%
10011530 70632		Pro Develp	1,349.00	1,000.00	1,000.00	.00	1,000.00	1,000.00	.0%
10011530 70641		Temp Sv	37,443.00	30,000.00	30,000.00	29,097.11	40,000.00	40,000.00	33.3%
10011530 70690		Purch Serv	163,927.50	144,000.00	144,000.00	131,769.82	170,000.00	160,000.00	11.1%
10011530 70702		WC Prem	1,302.87	1,453.34	1,453.34	1,453.34	1,453.34	1,660.21	14.2%
10011530 70703		Liab Prem	1,695.34	1,926.45	1,926.45	1,926.45	1,926.45	2,733.66	41.9%
10011530 70704		Prop Prem	1,109.73	1,576.38	1,576.38	1,576.38	1,576.38	1,935.69	22.8%
10011530 70712		WC Claim	8,518.93	9,016.63	9,016.63	9,016.63	9,016.63	9,392.35	4.2%
10011530 70713		Liab Claim	788.79	601.11	601.11	601.11	601.11	636.77	5.9%
10011530 70714		Prop Claim	788.79	676.25	676.25	676.25	676.25	636.77	-5.8%
10011530 70720		Ins Admin	1,615.93	1,537.31	1,537.31	1,537.31	1,537.31	1,626.80	5.8%
10011530 71010		Off Supp	709.35	1,500.00	1,500.00	1,590.06	1,500.00	1,500.00	.0%
10011530 71010	15000	Off Supp	33,323.48	.00	.00	.00	.00	.00	.0%
10011530 71017		Postage	105,356.57	100,000.00	100,000.00	100,000.00	110,000.00	110,000.00	10.0%
10011530 71340		Telecom	2,868.55	3,000.00	3,000.00	2,028.29	3,000.00	3,000.00	.0%
TOTAL Billing			1,103,713.84	997,254.47	997,254.47	926,545.56	1,146,571.36	1,158,784.25	16.2%
TOTAL REVENUE			-47,537.04	-47,000.00	-47,000.00	-37,355.66	-49,500.00	-49,500.00	5.3%
TOTAL EXPENSE			1,151,250.88	1,044,254.47	1,044,254.47	963,901.22	1,196,071.36	1,208,284.25	15.7%
GRAND TOTAL			1,103,713.84	997,254.47	997,254.47	926,545.56	1,146,571.36	1,158,784.25	16.2%

164





CITY OF BLOOMINGTON, IL
 PROJECTION 20245 / BUDGET ENTRY FUTURE YRS REPORT

ORG	OBJECT PROJ	DESC	2025	2026	2027	2028
10011530	Billing					
10011530 54116		Leak Protc	-49,500.00	-49,500.00	-49,500.00	-49,500.00
10011530 61100		Salary FT	257,083.88	264,796.40	272,740.29	280,922.50
10011530 61150		Salary OT	4,120.00	4,243.60	4,370.91	4,502.04
10011530 62100		Dental Enh	1,399.77	1,441.76	1,485.02	1,529.57
10011530 62110		Group Life	340.00	340.00	340.00	340.00
10011530 62111		Enh Vision	462.00	462.00	462.00	462.00
10011530 62113		BCBS 60/12	21,045.99	21,677.37	22,327.69	22,997.52
10011530 62114		BCBS HSA	12,961.52	13,350.37	13,750.88	14,163.40
10011530 62116		HSA City	2,400.00	2,400.00	2,400.00	2,400.00
10011530 62120		IMRF	17,712.91	18,244.30	18,791.63	19,355.38
10011530 62130		FICA	15,314.04	15,773.46	16,246.67	16,734.07
10011530 62140		Medicare	3,583.37	3,690.87	3,801.60	3,915.65
10011530 62330		LIUNA Pen	3,744.00	3,744.00	3,744.00	3,744.00
10011530 62990		Othr Ben	3,000.00	3,000.00	3,000.00	3,000.00
10011530 70093		Bank Fees	37,500.00	37,500.00	37,500.00	37,500.00
10011530 70095		CC Fees	465,000.00	465,000.00	465,000.00	465,000.00
10011530 70611		PrintBind	37,000.00	37,000.00	37,000.00	37,000.00
10011530 70632		Pro Develp	1,000.00	1,000.00	1,000.00	1,000.00
10011530 70641		Temp Sv	40,000.00	40,000.00	40,000.00	40,000.00
10011530 70690		Purch Serv	160,000.00	160,000.00	160,000.00	160,000.00
10011530 70702		WC Prem	1,710.02	1,761.32	1,814.16	1,868.58
10011530 70703		Liab Prem	2,815.67	2,900.14	2,987.15	3,076.76
10011530 70704		Prop Prem	1,993.76	2,053.57	2,115.18	2,178.63
10011530 70712		WC Claim	9,674.12	9,964.35	10,263.28	10,571.18
10011530 70713		Liab Claim	655.87	675.55	695.82	716.69
10011530 70714		Prop Claim	655.87	675.55	695.82	716.69
10011530 70720		Ins Admin	1,675.60	1,725.87	1,777.65	1,830.98
10011530 71010		Off Supp	1,500.00	1,500.00	1,500.00	1,500.00
10011530 71017		Postage	110,000.00	110,000.00	110,000.00	110,000.00
10011530 71340		Telecom	3,000.00	3,000.00	3,000.00	3,000.00
	TOTAL Billing		1,167,848.39	1,178,420.48	1,189,309.75	1,200,525.64
	TOTAL REVENUE		-49,500.00	-49,500.00	-49,500.00	-49,500.00
	TOTAL EXPENSE		1,217,348.39	1,227,920.48	1,238,809.75	1,250,025.64
	GRAND TOTAL		1,167,848.39	1,178,420.48	1,189,309.75	1,200,525.64

165



INFORMATION TECHNOLOGY

10011610



Purpose

The Information Technology department provides the following inventory of programs and services for all City departments:

- Shared Common Technology Infrastructure
 - Network infrastructure, including local area networks, wide area networks, fiber backbone connections throughout the city, wireless point-to-point networks (for remote connectivity) and wireless networks for client access
 - Roughly 120 Physical and virtual (cloud) servers and over 400TB of storage technology to support enterprise applications, video, and file storage
 - End user desktop, laptop and tablet computers, printers and other peripherals, productivity software and many applications specific to a department or end user
- City-wide Enterprise Business Applications
 - Financials, Human Resources, Payroll, Utility Billing, Public Safety, Parks, Public Works, Community Development, GIS, Web Services, Email, Parking Management, Physical Access Control, Video Surveillance, City Web Sites, Resident Engagement Applications, Smart City technology, Social Media, and other departmentally specific applications
- Information Security
 - Enterprise Data Backup/Redundancy/Recovery, Disaster Recovery, Business Continuity, Cybersecurity Oversight, Management and Communication of Security Policies and Procedures
- IT Strategic Plan development, planning and communication.
- Manage and communicate the use of standard Information Technology principles and best practices.
- Unified Communications
 - LAN/WAN network design and implementation, Internet connectivity and security, Structured Cabling Systems, City-wide Voice over Internet Protocol (VoIP) telephone system, Cellular phones for roughly 250 City users, Mobile Computing Devices, Mobile data network supporting Fire, Police, Community Development, Water, and other operational departments Email

FY 2024 Budget & Program Highlights

- Fill a new Security Administrator position to work within the City to monitor, recommend and implement enhanced security best practices to decrease our security risk. This position will also work with other governmental agencies and partners to understand and meet the various mandates and requirements we required to meet.
- Additional Tier 1 and Tier 2 support resources to increase our level of service and provide more responsive and proactive support.

- Continued implementation of video surveillance technologies in strategic locations throughout the City.
- Begin analysis and implementation of Enterprise Asset Management (EAM) module. Includes work orders, inventory fleet management, facilities management.
- Continued replacement of aging City servers, desktop and laptop computers, network equipment, network printers and storage.
- Implement or upgrade multiple new or replacement applications city-wide to improve departmental efficiencies and advocate for sun-setting obsolete software.
- Add technology to increase resident outreach and communication through website and social media

What we accomplished in FY 2023

- Leveraging ITIL best practices, we have continued to build out our Information Technology Service Management (ITSM) methodologies to include contract and software management tracking.
- Completed the IT Department Organizational structure redesign based on the Demand-Develop-Service operating model after thorough analysis and evaluation. This will IT to prioritize and consolidate business needs in the most efficient manner for the City.
- We have hired for all vacancies and new positions in the department. This was accomplished with both internal promotions and great external hires.
- Completed the second Business Vision diagnostic that reflected both IT Satisfaction and IT Value are up from 2020 for our internal stakeholders.
- Implemented a new Information Technology Financial Model (ITFM) to better evaluate and communicate IT spending to the various audiences within our organization.
- Completed several key high-priority initiatives outlined in our IT Strategic Plan.
- Completed core network infrastructure upgrades to both the City Hall and Government Center datacenters.
- Completed the update of our on-premises storage environment to increase support, performance, and resilience.
- Implemented a new Enterprise Backup Strategy that leverages on-premises and cloud storage, as well as off-site media. This ensures timely backup of our critical data and allows us to meet several record retention and data security requirements.
- Began work on the new Data Governance Policy. This is a multi-year initiative to better understand the data we use and keep. This policy will then enable us to manage the life cycle of that data more efficiently.
- Began the upgrade and migration of the MUNIS ERP system from on-premises to Tyler SaaS (cloud). Key benefits include substantial improvements to the areas of System Administration, Disaster Recovery, and license flexibility.
- Completed several network fiber infrastructure upgrades and repairs, including Creativity Center to BCPA, City Hall to Facilities, and Lake Bloomington water treatment plant.
- Implemented the new OpenGov Resident Service platform for Economic and Community Development to improve online customer service and payment options. We are continuing to migrate additional services to this platform from other City departments.
- Implemented a new security awareness training campaign for all City staff to learn about how to identify potentially malicious or suspicious activity. This system manages the continual training and simulated phishing attacks for staff.

Challenges

- Technological Pervasiveness and Staffing Level – Almost every initiative, or project, within the City organization includes a technological component. Most initiatives depend heavily on technology for their success. The importance of technology in key projects and initiatives throughout all City departments continues to demand more IT staff time. While new initiatives require more staff time, the current systems also continue to need to be maintained. With current staffing levels, this increased workload continues to challenge IT resources.
- We continue to see challenges in attracting IT talent due to competition with large area entities.
- Cybersecurity Preparedness – The possibility of data security breach is ever present. Staff continues to seek ways of mitigating these risks. The threat landscape is changing at an incredible pace, which will require new and innovative approaches for protecting the City's resources. This will include leveraging our partnerships with Federal and State agencies that specialize in the education, detection, and response to these risks.
- Aging Infrastructure – During FY 2023, significant progress was made in upgrading key components of the City's network infrastructure. There are more core and distributed network components to be replaced, however, and staff will be continuing this process. Scheduled replacement of end user computing equipment will also be accomplished.
- Exponential Data Growth – IT expects the City's data volume to grow exponentially this year due to ever increasing various forms of video and high-resolution photography. Police body-worn and in-car cameras, high resolution GIS images, video surveillance and the sewer video inventory project are examples. Managing and protecting this data will require more infrastructure and management, both on premise and cloud based. We are exploring additional ways to promote better data retention and management policies including the development of new Data Governance policies.
- MUNIS Upgrade – The MUNIS ERP system is scheduled for a major upgrade in FY23/FY24 as we move this service to the hosted model. IT staff will evaluate the future design of the MUNIS system to ensure it will meet the current needs of the City and provide efficient access to all staff and residents. This includes the evaluation of many modules within the platform and comparing them to leading industry solutions.
- Managing Expectation in Technology Adoption – The Information Technology department is always in the middle of multiple implementations. Each project's implementation is important as it is typically replacing a paper-based system or improving efficiency of an existing electronic system. The limited IT staff requires prioritization and management of the schedule while also finding ways to use outside resources wherever possible. We will reference the IT Strategic Plan for guiding principles and initiatives to prioritize our work and are implementing Project Portfolio best practices to track the progress of the various initiatives.

Fun Facts

The 19 full-time and 1 contracted employee currently staffing the Information Technology department is responsible for managing and maintaining over 3,000 individual computing and communications devices and approximately 100 different software applications, located in over 40 locations throughout the Bloomington/Normal area.


CITY OF BLOOMINGTON, IL
 NEXT YEAR / CURRENT YEAR BUDGET ANALYSIS

PROJECTION: 20244 FY 2024 BUDGET MASTER LEVEL 4

ACCOUNTS FOR:

Information Technology			2022 ACTUAL	2023 ORIG BUD	2023 REVISED BUD	2023 ACTUAL	2023 PROJECTION	2024 ADOPTED	PCT CHANGE
10011610	54410	CS Charge	-13,048.23	-20,000.00	-20,000.00	-6,770.70	-7,500.00	-7,500.00	-62.5%
10011610	54990	Othr Chgs	-152,213.55	-155,000.00	-155,000.00	-95,585.01	-132,000.00	-132,000.00	-14.8%
10011610	57114	Equip Sale	.00	.00	.00	-1,077.00	-1,077.00	.00	.0%
10011610	57420	PropDamCln	-765.00	.00	.00	.00	.00	.00	.0%
10011610	57990	Misc Rev	.00	.00	.00	-35.00	-35.00	.00	.0%
10011610	61100	Salary FT	662,171.09	1,379,531.00	1,379,531.00	780,358.20	1,058,554.66	1,442,608.00	4.6%
10011610	61150	Salary OT	1,556.22	5,000.00	5,000.00	133.82	2,000.00	5,000.00	.0%
10011610	62100	Dental Enh	2,505.95	7,969.00	7,969.00	2,719.63	3,876.68	6,222.00	-21.9%
10011610	62110	Group Life	604.80	1,292.00	1,292.00	654.79	929.60	1,292.00	.0%
10011610	62111	Enh Vision	721.11	2,290.00	2,290.00	818.46	1,136.54	1,743.00	-23.9%
10011610	62113	BCBS 60/12	25,921.46	251,159.00	251,159.00	36,419.80	65,339.67	132,977.00	-47.1%
10011610	62114	BCBS HSA	58,583.29	65,269.00	65,269.00	59,182.05	76,366.83	82,000.00	25.6%
10011610	62115	RHS Contrb	5,809.94	5,500.00	5,500.00	3,967.23	5,901.18	7,000.00	27.3%
10011610	62116	HSA City	7,700.00	7,700.00	7,700.00	-700.00	12,400.00	12,400.00	61.0%
10011610	62120	IMRF	75,070.39	133,062.00	133,062.00	71,245.44	97,938.54	98,156.00	-26.2%
10011610	62130	FICA	37,985.11	78,101.00	78,101.00	45,511.01	64,153.39	84,095.00	7.7%
10011610	62140	Medicare	8,883.52	18,272.00	18,272.00	10,643.76	15,105.89	19,673.00	7.7%
10011610	62200	Hlth Fac	.00	250.00	250.00	.00	.00	.00	-100.0%
10011610	62990	Othr Ben	7,223.78	12,600.00	12,600.00	9,443.42	10,800.00	13,200.00	4.8%
10011610	70220	Oth PT Sv	157,476.26	125,000.00	125,000.00	119,254.81	182,000.00	175,000.00	40.0%
10011610	70430	MFD Lease	7,490.19	3,000.00	3,000.00	1,321.98	2,000.00	2,000.00	-33.3%
10011610	70510	RepMaint B	16,566.16	40,000.00	40,000.00	16,512.21	20,000.00	65,000.00	62.5%
10011610	70510	15000 RepMaint B	3,498.73	.00	.00	150.00	.00	.00	.0%
10011610	70520	RepMaint V	.00	350.00	350.00	3.00	350.00	400.00	14.3%
10011610	70530	RepMaint O	1,427,498.82	1,595,044.17	1,761,836.17	1,781,892.41	2,097,512.73	2,002,632.85	13.7%
10011610	70611	PrintBind	.00	100.00	100.00	.00	100.00	100.00	.0%
10011610	70630	Travel	.00	.00	.00	698.49	700.00	.00	.0%
10011610	70631	Dues	390.00	14,500.00	14,500.00	1,900.00	2,000.00	2,300.00	-84.1%
10011610	70632	Pro Develop	589.21	12,000.00	12,000.00	8,030.12	12,000.00	20,000.00	66.7%
10011610	70641	Temp Sv	339,091.29	100,000.00	100,000.00	142,366.01	277,500.00	200,000.00	100.0%
10011610	70702	WC Prem	5,011.05	9,618.47	9,618.47	9,618.47	9,618.47	9,453.99	-1.7%
10011610	70703	Liab Prem	6,520.58	12,749.60	12,749.60	12,749.60	12,749.60	15,566.72	22.1%
10011610	70704	Prop Prem	4,268.22	10,432.77	10,432.77	10,432.77	10,432.77	11,022.67	5.7%
10011610	70712	WC Claim	37,402.55	67,287.12	67,287.12	67,287.12	67,287.12	58,604.27	-12.9%
10011610	70713	Liab Claim	3,463.20	4,485.81	4,485.81	4,485.81	4,485.81	3,973.17	-11.4%
10011610	70714	Prop Claim	3,463.20	5,046.53	5,046.53	5,046.53	5,046.53	3,973.17	-21.3%
10011610	70720	Ins Admin	6,215.13	10,174.20	10,174.20	10,174.20	10,174.20	9,263.73	-8.9%
10011610	71010	Off Supp	299,609.59	300,000.00	300,000.00	150,059.83	300,000.00	315,000.00	5.0%
10011610	71010	15000 Off Supp	5,928.27	.00	.00	.00	.00	.00	.0%
10011610	71017	Postage	14.39	300.00	300.00	4.80	100.00	100.00	-66.7%
10011610	71070	Fuel	288.70	400.00	400.00	177.81	369.72	510.90	27.7%
10011610	71340	Telecom	174,003.74	190,000.00	190,000.00	154,143.52	216,000.00	225,000.00	18.4%
10011610	72120	CO Comp Eq	137,296.76	940,000.00	773,208.00	501,354.66	773,208.00	895,000.00	15.8%

169





CITY OF BLOOMINGTON, IL
 NEXT YEAR / CURRENT YEAR BUDGET ANALYSIS

PROJECTION: 20244 FY 2024 BUDGET MASTER LEVEL 4

ACCOUNTS FOR:

Information Technology	2022 ACTUAL	2023 ORIG BUD	2023 REVISED BUD	2023 ACTUAL	2023 PROJECTION	2024 ADOPTED	PCT CHANGE
10011610 73401 Lease Prin	399,325.15	337,707.74	337,707.74	274,080.57	338,109.82	246,394.52	-27.0%
10011610 73701 Lease Int	25,236.78	14,616.17	14,616.17	12,371.60	14,618.80	6,155.75	-57.9%
10011610 79150 Bad Debt	.00	.00	.00	1.00	.00	.00	.0%
10011610 79990 Othr Exp	39.00	500.00	500.00	8.00	.00	.00	-100.0%
TOTAL Information Services	3,789,396.85	5,586,307.58	5,586,307.58	4,201,055.22	5,630,254.55	6,034,317.74	8.0%
TOTAL REVENUE	-166,026.78	-175,000.00	-175,000.00	-103,467.71	-140,612.00	-139,500.00	-20.3%
TOTAL EXPENSE	3,955,423.63	5,761,307.58	5,761,307.58	4,304,522.93	5,770,866.55	6,173,817.74	7.2%
GRAND TOTAL	3,789,396.85	5,586,307.58	5,586,307.58	4,201,055.22	5,630,254.55	6,034,317.74	8.0%





CITY OF BLOOMINGTON, IL
 PROJECTION 20245 / BUDGET ENTRY FUTURE YRS REPORT

ORG	OBJECT PROJ	DESC	2025	2026	2027	2028
10011610	Information Technology					
10011610 54410		CS Charge	-7,500.00	-7,500.00	-7,500.00	-7,500.00
10011610 54990		Othr Chgs	-132,000.00	-132,000.00	-132,000.00	-132,000.00
10011610 61100		Salary FT	1,485,886.24	1,530,462.83	1,576,376.71	1,623,668.01
10011610 61150		Salary OT	5,150.00	5,304.50	5,463.64	5,627.54
10011610 62100		Dental Enh	6,408.66	6,600.92	6,798.95	7,002.92
10011610 62110		Group Life	1,292.00	1,292.00	1,292.00	1,292.00
10011610 62111		Enh Vision	1,743.00	1,743.00	1,743.00	1,743.00
10011610 62113		BCBS 60/12	136,966.31	141,075.30	145,307.56	149,666.79
10011610 62114		BCBS HSA	84,460.00	86,993.80	89,603.61	92,291.72
10011610 62115		RHS Contrb	7,000.00	7,000.00	7,000.00	7,000.00
10011610 62116		HSA City	12,400.00	12,400.00	12,400.00	12,400.00
10011610 62120		IMRF	101,100.68	104,133.70	107,257.71	110,475.44
10011610 62130		FICA	86,617.85	89,216.39	91,892.88	94,649.66
10011610 62140		Medicare	20,263.19	20,871.09	21,497.22	22,142.13
10011610 62990		Othr Ben	13,200.00	13,200.00	13,200.00	13,200.00
10011610 70220		Oth PT Sv	180,000.00	185,000.00	190,000.00	195,000.00
10011610 70430		MFD Lease	2,000.00	2,000.00	2,000.00	2,000.00
10011610 70510		RepMaint B	50,000.00	50,000.00	50,000.00	50,000.00
10011610 70520		RepMaint V	412.00	424.36	437.09	450.20
10011610 70530		RepMaint O	2,010,032.85	2,015,432.85	2,020,832.85	2,023,232.85
10011610 70611		PrintBind	100.00	100.00	100.00	100.00
10011610 70631		Dues	2,300.00	2,300.00	2,300.00	2,300.00
10011610 70632		Pro Develp	20,000.00	20,000.00	20,000.00	20,000.00
10011610 70641		Temp Sv	200,000.00	200,000.00	200,000.00	200,000.00
10011610 70702		WC Prem	9,737.61	10,029.74	10,330.63	10,640.55
10011610 70703		Liab Prem	16,033.72	16,514.73	17,010.17	17,520.48
10011610 70704		Prop Prem	11,353.35	11,693.95	12,044.77	12,406.11
10011610 70712		WC Claim	60,362.39	62,173.27	64,038.46	65,959.62
10011610 70713		Liab Claim	4,092.37	4,215.14	4,341.59	4,471.84
10011610 70714		Prop Claim	4,092.37	4,215.14	4,341.59	4,471.84
10011610 70720		Ins Admin	9,541.64	9,827.89	10,122.72	10,426.41
10011610 71010		Off Supp	325,000.00	340,000.00	355,000.00	370,000.00
10011610 71017		Postage	100.00	100.00	100.00	100.00
10011610 71070		Fuel	526.23	542.01	558.27	575.02
10011610 71340		Telecom	225,000.00	225,000.00	225,000.00	225,000.00
10011610 72120		CO Comp Eq	450,000.00	450,000.00	450,000.00	450,000.00
10011610 72130		CO Lcn Veh	.00	46,183.00	.00	.00
10011610 73401		Lease Prin	151,405.15	24,578.06	.00	.00
10011610 73701		Lease Int	1,635.79	69.68	.00	.00
	TOTAL Information Technology		5,556,713.40	5,561,193.35	5,578,891.42	5,666,314.13
	TOTAL REVENUE		-139,500.00	-139,500.00	-139,500.00	-139,500.00
	TOTAL EXPENSE		5,696,213.40	5,700,693.35	5,718,391.42	5,805,814.13
	GRAND TOTAL		5,556,713.40	5,561,193.35	5,578,891.42	5,666,314.13



171



Purpose

The goal of the Legal Department is to provide the City of Bloomington with high quality legal, procurement, and contracting services. Through its staff, the Legal Department facilitates the various operations of the City and helps to protect its interests. The Legal Department staff provides legal opinions to City officials on matters of federal, state, and local law and represents the City in court and before administrative agencies. The Department also aids various City boards and commissions. The Department aids in the collection of accounts receivable due to the City, assists with the negotiation of City contracts and intergovernmental agreements, handles collective bargaining matters, prepares City ordinances and resolutions, and prosecutes violations of the City Code. Finally, the Legal Department's procurement and contract personnel assist with City purchasing, bids and contracts.

FY 2024 Budget & Program Highlights

- Prosecuting ordinance and related violations in Administrative Court
- Representing the City in litigation and working on litigation prevention
- Advising the City in personnel matters, collective bargaining negotiations and employment matters
- Providing training to City staff on legal, procurement and contracting matters

What we accomplished in FY 2023

I. SPECIAL LARGE FY 2023 PROJECTS

- Due to the new census, the City was required to re-apportion its wards to ensure equal participation. With the assistance of the City Clerk's office and the Public Works Department, new maps were created and ultimately approved by the City Council.
- Substantial resources from the Legal Department were dedicated early in the year to address the continuing impacts of the COVID-19 pandemic, as well as assisting with government programs like the American Rescue Plan Act.
- The Procurement Division within the Legal Department successfully implemented and updated the City's Procurement Manual. In addition to completing the new manual, the Department held 7 different trainings throughout the year on proper procurement procedures.
- Litigation
 - The Legal Department is involved in various litigation matters, including demolition actions, collections, preservation matters, and property maintenance claims.
- Collections
 - The Legal Department continued assistance with the implementation of the collection of certain debts through the State of Illinois Debt Recovery Program.

II. ECONOMIC DEVELOPMENT & LAND USE

- The Legal Department assisted with the vetting and work associated with various property proposals.

- o The Legal Department assisted with several large developments, including QuikTrip and the redevelopment of CII East.
- o The Legal Department continued its program to provide routine guidance to the Zoning Board of Appeals and Plan Commission.

III. LABOR & ARBITRATIONS

- o The Legal Department is involved in the negotiation of several collective bargaining agreements.
- o The Legal Department has been involved in numerous employment disciplinary issues and reviews.

IV. ADMINISTRATIVE COURT

- o The Legal Department continued enforcement actions in the City's Administrative Court system.
- o The Legal Department has prosecuted ordinance violation cases including nuisance abatement actions and housing code violations.
- o In FY 2022, a total of 482 behavioral ordinance citations were issued and 337 housing cases were filed. In addition, 305 circuit court cases were filed for collection. From these citations, the City collected a total of \$163,082 in fines and \$11,010 in court fees.
 - o The City has collected a total of \$98,081 in fines and \$7,544 in court fees thus far in FY 2023 (i.e., this constitutes 6 months of citation payments). To date in FY 2023, a total of 242 behavioral ordinance violation tickets have been issued of which 156 have been filed in Administrative Court for prosecution. There have been 179 property cases filed in Administrative Court for prosecution. To date, the Legal Department has filed an additional 228 circuit court cases for collection of debts and/or enforcement actions.

V. GENERAL POLICY / ORDINANCE UPDATES

- o The Legal Department drafted numerous ordinances and resolutions, including but not limited to the following topics:
 - o COVID-19 and related emergency policies and procedures;
 - o Clarification regarding holdover officers of the City;
 - o Added procedures for the approval of the City's entertainment facility contracts;
 - o Creation of a new Arts & Entertainment Department;
 - o Updating the fines for disorderly premises;
 - o Clarification regarding the City's amusement tax;
 - o Setting the boundaries of the City's 9 wards based on the census;
 - o Updating the process for the approval of lake leases;
 - o Updating the provisions of the City's short-term rental and hotel tax;
 - o Numerous other zoning and variance issues.

VI. LITIGATION

- o The Legal Department has represented the City in multiple lawsuits and administrative matters.
- o The Legal Department has assisted with the prosecution of underage liquor complaints.
- o The Legal Department has continued litigation oversight and reporting to the City Council.
- o The Legal Department has assisted in the acquisition and/or demolition of distressed properties.

VII. PROCUREMENT

- o The Procurement Division, within the Legal Department, continues to play a large role in securing goods, services, and projects on behalf of the City. It also helps prevent fraud, waste, and corruption by upholding the City's ordinances, policies, and procedures.
- o Procurement played an active role in the implementation of the Granicus Peak Agenda Management Software and provided training and provides on-going support.
- o Procurement continues to be an integral part of the creation, review, and support process for all the council and procurement memos.
- o Procurement has accomplished the execution of the new Procurement Policy Manual and provided many citywide trainings. Procurement has been committed to providing on-going Procurement Policy training, on-line PCard training, and is offering frequent refresher trainings.

- Procurement is in the process of implementing a PCard module within the City's ERP software to convert the cumbersome paper the PCard process and auditing to an electronic format, increased ease of digital receipt attachment, and allow for information to be more readily available.
- Procurement in conjunction with Finance is in the process of updating the 2005 Travel Policy and providing a fully on-line platform for processing travel requests.
- Procurement has successfully solicited and negotiated complex projects with continued involvement with project oversight and management.
- Through approximately six months of FY 2023, Procurement has been involved with 15 formal solicitations and 7 have been completed year to date (e.g., bids, RFPs, RFQs). This equates to approximately \$3,056,365 in purchases. For all of FY 2022, approximately 35 solicitations were administered with an approximate award amount of \$33,113,546.10.
- In FY 2022, Procurement reviewed and converted 465 requisitions and managed 588 purchase orders.
- Procurement reviewed and approved roughly 2,575 invoices for approximately \$106,270,678.88 in FY 2022.
- In FY 2022, the Procurement Division reviewed and audited approximately 6,160 credit card transactions by 203 City PCard holders in an approximate amount of \$1,441,790.95.
- Procurement manages citywide accounts including but not limited to Amazon, Warehouse Direct, Home Depot, Sam's Club, Fastenal, Staples, Rogards and Office Depot.
- The Procurement Division manages and maintains approximately 5,386 City vendors. Thus, creating and maintaining good professional vendor relationships.
- The Procurement Division compiled the City's Treasurer's Report which consisted of roughly 3064 vendors totaling \$152,494,840.95 payments made in FY22.
- This year the Procurement Division executed 259 1099-NECs, 102 1099-Gs and 3 1099-MISCs forms and successfully completed the necessary federal filings.
- Procurement, working with Contract Administration, has had to be more flexible and agile to adjust to the volatile market conditions including more research into best practices with the supply chain issues and increasing costs. Solicitations and agreements are being revised to tie to either the Consumer Price or Producer Price Index to protect the City from unreasonable and non-justified increases as well as de-escalation clauses to benefit the City when prices return to a more normal level.
- Procurement is continuously providing superior internal and external customer service to assist departments and outside parties with not only their purchasing needs, but often facilitate other City business being done the easiest, timely and efficient manner.

VIII. BOARDS & COMMISSIONS

- Attorneys from the Legal Department attend and provide legal counsel to several of the City's boards and commissions including:
 - Fire & Police Commission;
 - Human Relations Commission;
 - Traffic Commission;
 - Public Safety & Community Relations Board
 - Zoning Board of Appeals
 - Planning Commission;
 - Historic Preservation Commission; and
 - Liquor Commission

IX. CONTRACTS

- The function of Contract Administrator has historically been to participate in the drafting and review of City contracts as requested by City departments, and to then store completed contracts in accordance with the State's record retention requirements for public bodies.
 - With the Contract Administrator's transition to the Legal Department, the Contract Administrator seeks to expand the scope of involvement with City contracts to develop a process and framework intended to modernize the City's contracting process. With appropriate resources, this modernization would cultivate and further promote efficiencies throughout all City departments, deploy an extra set of safeguards and buying tools to

reduce City expenditures, and ultimately decrease overall risk to the City. This is achieved through:

- o Creation of a thorough and documented Standard Operating Procedure which will be distributed across all City departments, with periodic trainings to promote adherence.
- o Acquisition and deployment of a Contract Lifecycle Management software. The successful addition of said software would not only increase efficiencies in drafting, communication, and negotiation, it would give the City reporting capabilities that would allow for optimal contract management, resulting in cost savings through the monitoring of things like automatic renewals, contract end dates, annual cost increases, etc.
- o The overall goal of the role of the Contract Administrator is to provide City Departments with a service that allows our directors, managers, and other professionals to focus on their areas of expertise while alleviating the burden of getting through the "red tape."

X. GENERAL MATTERS

- o The legal staff continues to work on redacting exempt information from responsive FOIA documents and handling requests for review from the Illinois Attorney General's Office.
- o The Legal Department advises on City contracts and answers related procurement and finance questions on a routine basis.

The Legal Department provides routine guidance to the Police Department on its legal and enforcement issues.

Challenges

I. Overview of Legal Department

The number of legal issues facing the City is extensive and requires a substantial number of resources. Over the course of FY 2023, the City's Legal Department continued to devote a substantial amount of time and attention to addressing human resource issues, litigation matters and subpoena requests, collective bargaining, police protocols, administrative court, code development issues, procurement of City contracts and various administrative and legal compliance issues.

FY 2023 marks the third full fiscal year after the City transitioned from a hybrid approach of legal services, with one in-house attorney and other outside contractual attorneys, to more in-house reliant. As a result of the transition, the reliance on contractual attorneys in FY 2023 has decreased.

In some situations, outside counsel fees and resources were also required. This included work by hearing officers contracted by the City and specialty matters like environmental work.

II. Specific Challenges

(A) Employment & Labor

With 11 unions and over 1,100 full-time and seasonal employees, labor and employment issues are demanding and constant. This includes handling arbitrations, as well as, advising on employee grievance/disciplinary matters and attending step meetings and labor management conferences. To address these needs, the Legal Department pairs attorneys who concentrate in employment matters with the Human Resources Department. This equates to a significant portion of the Legal Department's resources.

(B) Assisting with FOIA Management

The large volume of requests made under the Illinois Freedom of Information Act continue to be a management challenge. Many documents that are requested require the exemption of confidential information to protect residents from violations of privacy (particularly identity theft) and for other authorized reasons, such as safeguarding fair trials. The Legal Department is charged with assisting with this process and handling all Request for Reviews of FOIA request responses from the Illinois Attorney General's Office (requestors can have the Attorney General's Office review the City's denial of their request).

(C) Maximizing Resources

Maximizing the limited City's legal resources is a primary challenge and goal of the Legal Department. This need to maximize resources is coupled with increased demand in several key areas, including code enforcement, labor and employment, and development issues. To accomplish this, the Legal Department established an administrative court with the goal of requiring less legal resources for prosecutions, ease of access for the constituents of the City and the ability to keep and collect more of the fines being levied. The administrative court is also helping the City reach the goal of ensuring code violations are properly addressed and remedied in as an efficient manner as possible.



CITY OF BLOOMINGTON, IL
 NEXT YEAR / CURRENT YEAR BUDGET ANALYSIS

PROJECTION: 20244 FY 2024 BUDGET MASTER LEVEL 4

ACCOUNTS FOR:

Legal	2022 ACTUAL	2023 ORIG BUD	2023 REVISED BUD	2023 ACTUAL	2023 PROJECTION	2024 ADOPTED	PCT CHANGE		
10011710 54420		Cnslt Chrg	-4,796.90	-4,500.00	-4,500.00	-3,790.82	-4,900.00	-5,000.00	11.1%
10011710 55045		AdmCrtFees	-11,010.99	-15,000.00	-15,000.00	-11,283.40	-12,850.00	-13,000.00	-13.3%
10011710 57990		Misc Rev	-831.80	-850.00	-850.00	-48.50	-350.00	-350.00	-58.8%
10011710 61100		Salary FT	904,924.69	1,024,633.00	1,024,633.00	754,967.78	993,561.19	1,021,231.00	-.3%
10011710 61150		Salary OT	352.07	3,500.00	3,500.00	2,541.62	1,750.00	3,500.00	.0%
10011710 61190		Othr Salry	14,098.58	.00	.00	4,678.34	4,678.34	.00	.0%
10011710 62100		Dental Enh	4,329.22	5,184.00	5,184.00	3,569.18	4,910.24	5,076.00	-2.1%
10011710 62110		Group Life	682.57	816.00	816.00	542.19	728.00	748.00	-8.3%
10011710 62111		Enh Vision	975.77	1,259.00	1,259.00	862.85	1,183.52	1,158.00	-8.0%
10011710 62113		BCBS 60/12	49,691.13	103,752.00	103,752.00	40,958.45	59,997.34	64,567.00	-37.8%
10011710 62114		BCBS HSA	54,718.16	46,104.00	46,104.00	52,594.69	69,996.25	69,353.00	50.4%
10011710 62115		RHS Contrb	2,346.41	3,000.00	3,000.00	1,977.39	2,636.52	3,000.00	.0%
10011710 62116		HSA City	10,200.00	7,000.00	7,000.00	.00	10,000.00	10,000.00	42.9%
10011710 62120		IMRF	108,861.43	98,809.00	98,809.00	70,021.58	96,568.92	69,483.00	-29.7%
10011710 62130		FICA	51,844.50	57,471.00	57,471.00	42,579.61	57,614.58	57,242.00	-.4%
10011710 62140		Medicare	12,498.79	13,981.00	13,981.00	10,342.88	13,474.59	13,980.00	.0%
10011710 62200		Hlth Fac	150.00	150.00	150.00	150.00	150.00	150.00	.0%
10011710 62990		Othr Ben	26,022.08	9,600.00	9,600.00	7,767.59	6,467.58	9,420.00	-1.9%
10011710 70010		Out Legal	16,624.50	40,000.00	40,000.00	17,910.92	30,000.00	35,000.00	-12.5%
10011710 70095		CC Fees	811.40	700.00	700.00	651.05	800.00	850.00	21.4%
10011710 70220		Oth PT Sv	8,377.70	10,000.00	10,000.00	3,490.00	6,000.00	6,000.00	-40.0%
10011710 70430		MFD Lease	3,912.94	4,000.00	4,000.00	1,853.76	3,000.00	3,000.00	-25.0%
10011710 70610		Advertise	865.84	1,000.00	1,000.00	.00	500.00	1,000.00	.0%
10011710 70611		PrintBind	160.00	300.00	300.00	.00	300.00	300.00	.0%
10011710 70631		Dues	6,395.25	7,500.00	7,500.00	4,060.00	7,000.00	7,500.00	.0%
10011710 70632		Pro Develop	5,009.01	17,500.00	17,500.00	6,649.36	8,000.00	19,000.00	8.6%
10011710 70642		Recdng Fee	1,537.00	2,500.00	2,500.00	880.00	1,600.00	1,800.00	-28.0%
10011710 70690		Purch Serv	15,159.69	16,000.00	16,000.00	10,757.27	12,000.00	14,500.00	-9.4%
10011710 70702		WC Prem	4,604.39	6,729.39	6,729.39	6,729.39	6,729.39	6,601.06	-1.9%
10011710 70703		Liab Prem	5,991.42	8,920.03	8,920.03	8,920.03	8,920.03	10,869.15	21.9%
10011710 70704		Prop Prem	3,921.85	7,299.10	7,299.10	7,299.10	7,299.10	7,696.36	5.4%
10011710 70712		WC Claim	31,236.46	45,476.30	45,476.30	45,476.30	45,476.30	38,592.15	-15.1%
10011710 70713		Liab Claim	2,892.27	3,031.75	3,031.75	3,031.75	3,031.75	2,616.42	-13.7%
10011710 70714		Prop Claim	2,892.27	3,410.72	3,410.72	3,410.72	3,410.72	2,616.42	-23.3%
10011710 70720		Ins Admin	5,710.76	7,118.20	7,118.20	7,118.20	7,118.20	6,468.21	-9.1%
10011710 71010		Off Supp	3,455.81	4,250.00	4,250.00	2,498.03	3,200.00	2,500.00	-41.2%
10011710 71010	15000	Off Supp	30,077.88	.00	.00	.00	.00	.00	.0%
10011710 71010	70000	Off Supp	294.75	.00	.00	.00	.00	.00	.0%
10011710 71017		Postage	1,314.70	1,500.00	1,500.00	1,344.72	1,600.00	1,700.00	13.3%
10011710 71340		Telecom	7,158.73	7,000.00	7,000.00	4,793.14	6,000.00	6,180.00	-11.7%
10011710 71420		Periodicls	8,449.37	8,000.00	8,000.00	7,274.01	8,500.00	9,000.00	12.5%
10011710 79990		Othr Exp	903.75	1,000.00	1,000.00	306.50	1,000.00	1,030.00	3.0%
TOTAL Legal			1,392,813.45	1,558,144.49	1,558,144.49	1,122,885.68	1,477,102.56	1,495,377.77	-4.0%
TOTAL REVENUE			-16,639.69	-20,350.00	-20,350.00	-15,122.72	-18,100.00	-18,350.00	-9.8%
TOTAL EXPENSE			1,409,453.14	1,578,494.49	1,578,494.49	1,138,008.40	1,495,202.56	1,513,727.77	-4.1%
GRAND TOTAL			1,392,813.45	1,558,144.49	1,558,144.49	1,122,885.68	1,477,102.56	1,495,377.77	-4.0%



CITY OF BLOOMINGTON, IL
 PROJECTION 20245 / BUDGET ENTRY FUTURE YRS REPORT

ORG	OBJECT PROJ	DESC	2025	2026	2027	2028
10011710	Legal					
10011710	54420	Cnslt Chrg	-5,000.00	-5,000.00	-5,000.00	-5,000.00
10011710	55045	AdmCrtFees	-14,000.00	-14,500.00	-15,000.00	-15,500.00
10011710	57990	Misc Rev	-350.00	-350.00	-350.00	-350.00
10011710	61100	Salary FT	1,051,867.93	1,083,423.97	1,115,926.69	1,149,404.49
10011710	61150	Salary OT	3,605.00	3,713.15	3,824.54	3,939.28
10011710	62100	Dental Enh	5,228.28	5,385.13	5,546.68	5,713.08
10011710	62110	Group Life	748.00	748.00	748.00	748.00
10011710	62111	Enh Vision	1,158.00	1,158.00	1,158.00	1,158.00
10011710	62113	BCBS 60/12	66,504.01	68,499.13	70,554.10	72,670.73
10011710	62114	BCBS HSA	66,504.01	68,499.13	70,554.10	72,670.73
10011710	62115	RHS Contrb	3,000.00	3,000.00	3,000.00	3,000.00
10011710	62116	HSA City	10,000.00	10,000.00	10,000.00	10,000.00
10011710	62120	IMRF	71,567.49	73,714.51	75,925.95	78,203.73
10011710	62130	FICA	58,959.26	60,728.04	62,549.88	64,426.38
10011710	62140	Medicare	14,399.40	14,831.38	15,276.32	15,734.61
10011710	62200	Hlth Fac	150.00	150.00	150.00	150.00
10011710	62990	Othr Ben	9,420.00	9,420.00	9,420.00	9,420.00
10011710	70010	Out Legal	35,000.00	36,050.00	37,131.50	38,245.45
10011710	70095	CC Fees	875.00	901.25	928.29	956.14
10011710	70220	Oth PT Sv	6,000.00	6,000.00	6,000.00	6,000.00
10011710	70430	MFD Lease	3,000.00	3,000.00	3,000.00	3,000.00
10011710	70610	Advertise	1,000.00	1,000.00	1,000.00	1,000.00
10011710	70611	PrintBind	300.00	300.00	300.00	300.00
10011710	70631	Dues	7,725.00	7,956.75	8,195.45	8,441.32
10011710	70632	Pro Develp	20,085.00	20,687.55	21,308.18	21,947.42
10011710	70642	Recdg Fee	1,900.00	2,000.00	2,100.00	2,200.00
10011710	70690	Purch Serv	17,000.00	17,510.00	18,035.30	18,576.36
10011710	70702	WC Prem	6,799.09	7,003.07	7,213.16	7,429.55
10011710	70703	Liab Prem	11,195.23	11,531.08	11,877.02	12,233.33
10011710	70704	Prop Prem	7,927.25	8,165.07	8,410.02	8,662.32
10011710	70712	WC Claim	39,749.91	40,942.41	42,170.68	43,435.80
10011710	70713	Liab Claim	2,694.91	2,775.76	2,859.03	2,944.80
10011710	70714	Prop Claim	2,694.91	2,775.76	2,859.03	2,944.80
10011710	70720	Ins Admin	6,662.26	6,862.13	7,067.99	7,280.03
10011710	71010	Off Supp	2,600.00	2,678.00	2,758.34	2,841.09
10011710	71017	Postage	1,800.00	1,854.00	1,909.62	1,966.91
10011710	71340	Telecom	6,365.40	6,556.36	6,753.05	6,955.64
10011710	71420	Periodicls	9,017.65	9,288.18	9,566.82	9,853.83
10011710	79990	Othr Exp	1,060.90	1,092.73	1,125.51	1,159.27
	TOTAL Legal		1,535,213.89	1,580,350.54	1,626,853.25	1,674,763.09
	TOTAL REVENUE		-19,350.00	-19,850.00	-20,350.00	-20,850.00
	TOTAL EXPENSE		1,554,563.89	1,600,200.54	1,647,203.25	1,695,613.09
	GRAND TOTAL		1,535,213.89	1,580,350.54	1,626,853.25	1,674,763.09

178



PARKS ADMINISTRATION

10014105



Purpose

The Parks Administration Division is the "center" of the Department. This Division consists of the Director, Assistant Director, Business Manager, Office Manager, Marketing Manager, Marketing Associate, Project Manager and two Support Staff positions.

Some of the major responsibilities of the division are as follows:

- Sets priorities, allocates resources and provides direction and support to all the other divisions within the Department.
- Parks Administration oversees operating budgets for Parks Maintenance, Recreation, SOAR, Aquatics, Bloomington Ice, Golf, and Zoo.
- Administration provides administrative support, customer service, long-range capital improvement and budget planning.
- Reports for City Council's consideration are prepared and approved by the Park Administration Division.

FY 2024 Budget & Program Highlights

- Continue to review and look at additional revenues to increase or implement new revenue streams.
- Continue to provide a quality product/service for the residents of Bloomington.
- Move forward with the Department's long-range planning after the adoption of the Comprehensive Master Plan.
- Continue to find ways to work with other entities (government, non-profit organizations, public/private partnerships) to cut costs and provide better services to the residents of Bloomington.
- Continue to seek out grants for potential capital projects and equipment.

What we accomplished in FY 2023

- Construction is underway for the O'Neil Pool project. Construction should near completion in FY2023.
- Successfully negotiated IHSA team and girls individual wrestling agreement to host both events for the next 5 years.
- Secured IHSA cheer competition for the next 5 years.
- Secured IHSA dance competition for the next 5 years.
- Operations of the Arena and BCPA were successfully transitioned to new Arts and Entertainment Department.
- Continued to increase digital marketing presence for Parks and Recreation divisions through social media, email marketing, website content management.
- New construction of \$1.2M South America exhibit at Miller Park Zoo.

- Installation of Market Street and Route 9 City sign and landscaping.
- Construction of the Sullivan Rohrscheib Educational Theater.

Challenges

- The Parks, Recreation and Cultural Arts Department continues to look for ways to lower subsidies in all divisions even further as the budget is challenging year after year.
- The Parks, Recreation and Cultural Arts Department continues to look for ways to expand programming and events with limited options of available space.
- The department faced staffing challenges with several full-time and seasonal vacancies.

Fun Facts

In April of 1968 the City of Bloomington formed the Bloomington Parks and Recreation Department, known today as The Parks, Recreation and Cultural Arts Department. In April of 2023 the Department will be 55 years old.



CITY OF BLOOMINGTON, IL
 NEXT YEAR / CURRENT YEAR BUDGET ANALYSIS

PROJECTION: 20244 FY 2024 BUDGET MASTER LEVEL 4

ACCOUNTS FOR:

Parks Administration			2022 ACTUAL	2023 ORIG BUD	2023 REVISED BUD	2023 ACTUAL	2023 PROJECTION	2024 ADOPTED	PCT CHANGE
10014105	54430	Fac Rntl	-90,420.00	-70,000.00	-70,000.00	-58,995.00	-65,000.00	-70,000.00	.0%
10014105	54910	ActPgm Inc	.00	-4,500.00	-4,500.00	-2,966.00	-2,966.00	-3,000.00	-33.3%
10014105	57035	Concession	-495.30	-1,500.00	-1,500.00	-469.50	-469.50	-1,000.00	-33.3%
10014105	57114	Equip Sale	-2,000.00	.00	.00	.00	.00	.00	.0%
10014105	57540	Comm Proj	-2,200.00	-2,050.00	-2,050.00	.00	-2,106.25	-2,050.00	.0%
10014105	57985	Cash StOvr	-102.19	.00	.00	.00	.00	.00	.0%
10014105	57990	Misc Rev	-5,389.25	-4,380.00	-4,380.00	-556.26	-4,380.00	-4,380.00	.0%
10014105	61100	Salary FT	555,846.49	645,601.00	645,601.00	468,564.30	631,426.04	648,007.00	.4%
10014105	61130	Salary SN	.00	7,800.00	7,800.00	.00	.00	7,500.00	-3.8%
10014105	61150	Salary OT	199.12	500.00	500.00	121.43	250.00	500.00	.0%
10014105	61190	Othr Salry	20,768.63	.00	.00	.00	.00	.00	.0%
10014105	62100	Dental Enh	1,477.99	1,474.00	1,474.00	962.00	1,307.56	1,741.00	18.1%
10014105	62109	ENH HMO	8,728.32	13,122.00	13,122.00	.00	.00	.00	-100.0%
10014105	62110	Group Life	545.50	544.00	544.00	433.58	590.38	612.00	12.5%
10014105	62111	Enh Vision	451.15	462.00	462.00	275.28	370.80	474.00	2.6%
10014105	62113	BCBS 60/12	16,213.55	14,024.00	14,024.00	13,341.75	18,178.31	26,884.00	91.7%
10014105	62114	BCBS HSA	25,270.05	12,685.00	12,685.00	21,938.97	30,721.63	31,004.00	144.4%
10014105	62115	RHS Contrb	4,962.91	6,000.00	6,000.00	1,811.63	2,777.83	3,000.00	-50.0%
10014105	62116	HSA City	4,500.00	4,500.00	4,500.00	.00	4,300.00	4,300.00	-4.4%
10014105	62120	IMRF	64,995.19	50,351.00	50,351.00	43,209.55	59,920.27	44,482.00	-11.7%
10014105	62130	FICA	34,147.95	31,377.00	31,377.00	27,855.16	35,384.47	38,944.00	24.1%
10014105	62140	Medicare	7,986.30	7,343.00	7,343.00	6,514.50	8,629.30	9,112.00	24.1%
10014105	62330	LIUNA Pen	1,560.23	1,872.00	1,872.00	1,440.00	1,728.00	1,872.00	.0%
10014105	62990	Othr Ben	24,925.14	4,800.00	4,800.00	2,991.52	3,591.52	5,400.00	12.5%
10014105	70220	Oth PT Sv	30.50	.00	.00	.00	.00	.00	.0%
10014105	70430	MFD Lease	5,086.06	4,000.00	4,000.00	2,601.99	4,000.00	4,000.00	.0%
10014105	70610	Advertise	14.10	1,000.00	1,000.00	750.00	500.00	500.00	-50.0%
10014105	70631	Dues	434.00	1,000.00	1,000.00	434.00	350.00	2,500.00	150.0%
10014105	70632	Pro Develop	594.00	2,000.00	4,000.00	3,267.02	3,500.00	4,500.00	12.5%
10014105	70690	Purch Serv	90.00	.00	.00	.00	.00	.00	.0%
10014105	70702	WC Prem	2,934.16	3,214.62	3,214.62	3,214.62	3,214.62	4,089.91	27.2%
10014105	70703	Liab Prem	3,818.04	4,261.08	4,261.08	4,261.08	4,261.08	6,734.34	58.0%
10014105	70704	Prop Prem	2,499.20	3,486.77	3,486.77	3,486.77	3,486.77	4,768.53	36.8%
10014105	70712	WC Claim	19,185.28	19,943.70	19,943.70	19,943.70	19,943.70	23,137.92	16.0%
10014105	70713	Liab Claim	1,776.41	1,329.58	1,329.58	1,329.58	1,329.58	1,568.67	18.0%
10014105	70714	Prop Claim	1,776.41	1,495.78	1,495.78	1,495.78	1,495.78	1,568.67	4.9%
10014105	70720	Ins Admin	3,639.19	3,400.35	3,400.35	3,400.35	3,400.35	4,007.60	17.9%
10014105	71010	Off Supp	2,205.58	2,000.00	2,000.00	895.64	2,000.00	3,000.00	50.0%
10014105	71190	Other Supp	99.00	1,000.00	1,000.00	454.20	1,000.00	1,700.00	70.0%
10014105	71340	Telecom	5,743.50	5,800.00	5,800.00	3,649.71	5,800.00	5,800.00	.0%
10014105	79150	Bad Debt	.00	.00	.00	46.00	46.00	.00	.0%
TOTAL Parks Administration			721,897.21	773,956.88	775,956.88	575,703.35	778,582.24	811,277.64	4.6%
TOTAL REVENUE			-100,606.74	-82,430.00	-82,430.00	-62,986.76	-74,921.75	-80,430.00	-2.4%
TOTAL EXPENSE			822,503.95	856,386.88	858,386.88	638,690.11	853,503.99	891,707.64	3.9%
GRAND TOTAL			721,897.21	773,956.88	775,956.88	575,703.35	778,582.24	811,277.64	4.6%

**CITY OF BLOOMINGTON, IL
 PROJECTION 20245 / BUDGET ENTRY FUTURE YRS REPORT**

ORG	OBJECT PROJ	DESC	2025	2026	2027	2028
10014105 Parks Administration						
10014105 54430		Fac Rntl	-72,500.00	-75,000.00	-77,500.00	-80,000.00
10014105 54910		ActPgm Inc	-3,000.00	-3,000.00	-3,000.00	-3,000.00
10014105 57035		Concession	-500.00	-500.00	-500.00	-500.00
10014105 57540		Comm Proj	-2,050.00	-2,050.00	-2,050.00	-2,050.00
10014105 57990		Misc Rev	-4,380.00	-4,380.00	-4,380.00	-4,380.00
10014105 61100		Salary FT	667,447.21	687,470.63	708,094.75	729,337.59
10014105 61130		Salary SN	7,725.00	7,956.75	8,195.45	8,441.32
10014105 61150		Salary OT	515.00	530.45	546.36	562.75
10014105 62100		Dental Enh	1,793.23	1,847.03	1,902.44	1,959.51
10014105 62110		Group Life	612.00	612.00	612.00	612.00
10014105 62111		Enh Vision	474.00	474.00	474.00	474.00
10014105 62113		BCBS 60/12	27,690.52	28,521.24	29,376.87	30,258.18
10014105 62114		BCBS HSA	31,934.12	32,892.14	33,878.91	34,895.28
10014105 62115		RHS Contrb	3,000.00	3,000.00	3,000.00	3,000.00
10014105 62116		HSA City	4,300.00	4,300.00	4,300.00	4,300.00
10014105 62120		IMRF	45,816.46	47,190.95	48,606.68	50,064.88
10014105 62130		FICA	40,112.32	41,315.69	42,555.16	43,831.82
10014105 62140		Medicare	9,385.36	9,666.92	9,956.93	10,255.64
10014105 62330		LIUNA Pen	1,872.00	1,872.00	1,872.00	1,872.00
10014105 62990		Othr Ben	5,400.00	5,400.00	5,400.00	5,400.00
10014105 70430		MFD Lease	4,000.00	4,000.00	4,000.00	4,000.00
10014105 70610		Advertise	500.00	500.00	500.00	500.00
10014105 70631		Dues	2,500.00	2,500.00	2,500.00	2,500.00
10014105 70632		Pro Develp	4,500.00	4,500.00	4,500.00	4,500.00
10014105 70702		WC Prem	4,212.60	4,338.98	4,469.15	4,603.22
10014105 70703		Liab Prem	6,936.37	7,144.46	7,358.80	7,579.56
10014105 70704		Prop Prem	4,911.59	5,058.94	5,210.71	5,367.03
10014105 70712		WC Claim	23,832.06	24,547.02	25,283.43	26,041.93
10014105 70713		Liab Claim	1,615.73	1,664.20	1,714.13	1,765.55
10014105 70714		Prop Claim	1,615.73	1,664.20	1,714.13	1,765.55
10014105 70720		Ins Admin	4,127.82	4,251.66	4,379.21	4,510.58
10014105 71010		Off Supp	2,000.00	2,000.00	2,000.00	2,000.00
10014105 71190		Other Supp	1,000.00	1,000.00	1,000.00	1,000.00
10014105 71340		Telecom	6,000.00	6,000.00	6,000.00	6,000.00
TOTAL Parks Administration			833,399.12	857,289.26	881,971.11	907,468.39
TOTAL REVENUE			-82,430.00	-84,930.00	-87,430.00	-89,930.00
TOTAL EXPENSE			915,829.12	942,219.26	969,401.11	997,398.39
GRAND TOTAL			833,399.12	857,289.26	881,971.11	907,468.39



PARKS MAINTENANCE

10014110



Purpose

The Parks Maintenance division helps support the many educational and recreational opportunities throughout Bloomington. Parks Maintenance consists of the forestry, horticulture, utility, and maintenance divisions. The Forestry division is responsible for all trees on City property. Park staff takes pride in providing a safe, functional, and clean environment in all parks, trail areas and public buildings.

The Department also assumed the responsibility of maintaining all City rights-of-way and provides physical support to all City Departments and field maintenance support to more than 20 athletic groups. The Parks Division also assists both school districts with playground installation.

FY 2024 Budget & Program Highlights

- Continue to provide a quality park experience for all visitors
- Provide high quality maintenance that is both cost effective and timely
- Route 9 and Veterans Parkway Landscaping northwest crossover
- Continued strong City forestry program. Staff includes 3 ISA Certified Arborists
- Continued Aquatic vegetation management in City lakes and retention ponds; 5 locations
- Continued Support of City Departments
- Continued Beautification of Downtown Bloomington
- Continued timely and high-quality management of 1200 acres of turf on rotation
- Ecologically sound storm water management in the parks, right-of-way, and conservation areas
- Replacement of Constitution Trail: Locust to Chestnut, Hershey Road to Veterans Parkway, Hershey Road to Airport Road and Bunn Street to State Farm Park
- Continued prescribed burning program
- Installation of playground at Bittner Park
- Installation of playground at Fell Park
- New pickleball courts at Miller Park
- O'Neil Park and pool construction and improvements
- Vehicle Upgrades / Replacements – 3 mowing trucks, 1 cleaning van, 1 forestry chip truck, 1 4wd pickup with snowplow, 1 tree spade truck, and 1 administration vehicle
- Equipment Upgrades / Replacements – 2 zero turn mowers, sod cutter, RTV with snowplow

- Park Maintenance Center restrooms and building improvements
- Installation of monument style sign I74 / I55 interstate crossover
- Administration and management of \$200,000 State Farm Century of Good Grant for landscaping at O'Neil Pool and Park.

What we accomplished in FY 2023

- Downtown Bloomington beautification-continued work with Economic Development Department
- Downtown Bloomington parklet installation and landscaping
- Equipment Upgrades / Replacements – tractor with arm mower, utility tractor, brush chipper
- Vehicle Upgrades / Replacements – 2 crew cab trucks, forestry boom truck, 1 ton dump truck
- Seeding and farmed themed / silo shelter installation at Sweeney Park.
- 402 trees removed. 605 trees trimmed
- Planting of 525 Street and Park Trees - All removed trees in an eligible location were replanted. We continue to work to increase species diversity of our urban forest. 23 different species are used
- Continued Strong Beautification Program - Staff continued to plant and maintain flower beds and hanging baskets throughout the city
- Continued Conservation Management – Staff maintained 132 acres of native Illinois Prairie through prescribed burning and ecological mowing
- New restrooms at Ewing II Park
- Forestry work and prescribed burning for Public Works Department at Lake Bloomington
- Miller Park dock repairs
- Completed full park and playground inspections of entire park system.
- Median landscaping Route 9 and Veterans Parkway
- New roof on Miller Park Pavilion
- Continued strong turf and grounds maintenance program supporting 20 athletic groups and soccer complex
- Invasive plant removal and ecological mowing at The Grove Prairie and Tipton Park
- Cooperative nature area management and maintenance with Audubon Society at Ewing Park
- Tennis court repair at Stevenson Park and Rollingbrook Park
- City sign and landscaping at Market Street and Brock Drive
- Mowing and grounds maintenance at police range for BPD
- Mowing and grounds maintenance at 6 fire stations for BFD
- Mowing and grounds maintenance at 2 parking garages for Facilities
- Holiday decorating and banner installation Downtown Bloomington
- Start of construction at O'Neil Park
- Memorial tree and bench program
- Tree City USA and Growth Award for leadership in urban forestry
- Resurfacing of spray ground at Miller Park
- Resurfacing of tennis courts at McGraw Park.

Funding Source

General Fund & Fees

Challenges

- Personnel changes
- Acquiring seasonal staff
- Increased mowing and right of way locations - locations and acreages continue to increase every year
- Continued Demand for Services – From other departments, government entities, and outside groups
- Loss of east side staging location
- Addition of Community Development Department services
- Police Department range property mowing and maintenance
- Forestry record keeping with outdated software system
- Deteriorating road systems in Miller and Forrest Park
- Maintenance demands of aging facilities at Miller Park, Lincoln Leisure Center, and Miller Park Zoo.

Fun Facts

The City's current park system contains 38 parks, 6 public buildings, 3 spray parks, 2 swimming pools, 5 lakes, and 30 miles of trail. In addition, we have a skate park, a public ice-skating rink, 3 golf courses and a zoo.

What Else Do We Do?

- Mowing and maintenance of 995 acres of parkland
- Mowing of 160 right-of-way (ROW) locations totaling 225 acres
- Athletic field preparation for softball, baseball, football, soccer, lacrosse, and rugby
- Chemical and turf management program
- Management of 132 acres of native Illinois prairie
- Installation and maintenance of all public flower beds and baskets on City properties
- Holiday decorating at City Hall, Withers Park, Courthouse Square, Downtown Bloomington
- Swimming pool and spray park maintenance
- Aquatic vegetation management at City lakes and retention ponds
- Daily cleaning and setup of all parks and rental facilities
- Daily garbage pickup at park locations
- All playground and building maintenance
- Beautification of Downtown Bloomington and Adopt-a-Pot program maintenance
- Tree maintenance, which includes removal as needed, pruning, chemical treatment and replanting of all park and public right-of-way trees
- 24 hour 365 days a year storm damage and hazard tree response
- HVAC inspection and maintenance at 6 public buildings, the golf courses, and Miller Park Zoo
- In house landscape and park design for internal and outside agencies
- Forestry work, support, and consultations for Lake Bloomington



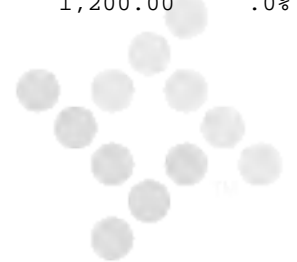
CITY OF BLOOMINGTON, IL
 NEXT YEAR / CURRENT YEAR BUDGET ANALYSIS

PROJECTION: 20244 FY 2024 BUDGET MASTER LEVEL 4

ACCOUNTS FOR:

Parks Maintenance			2022 ACTUAL	2023 ORIG BUD	2023 REVISED BUD	2023 ACTUAL	2023 PROJECTION	2024 ADOPTED	PCT CHANGE
10014110	54430	Fac Rntl	.00	.00	.00	-100.00	.00	.00	.0%
10014110	54990	Othr Chgs	-27,081.11	-25,000.00	-25,000.00	-5,817.20	-20,000.00	-20,000.00	-20.0%
10014110	57114	Equip Sale	-11,430.00	-5,000.00	-5,000.00	.00	.00	.00	-100.0%
10014110	57310	Donations	-19,773.00	-10,000.00	-10,000.00	-17,250.00	-15,000.00	-12,000.00	20.0%
10014110	57990	Misc Rev	-30,280.00	-30,000.00	-30,000.00	-1,677.20	-5,000.00	-5,000.00	-83.3%
10014110	61100	Salary FT	1,582,116.96	1,584,564.00	1,584,564.00	1,218,921.01	1,582,356.53	1,779,717.00	12.3%
10014110	61130	Salary SN	321,577.06	390,000.00	390,000.00	260,066.62	309,497.37	414,552.00	6.3%
10014110	61150	Salary OT	39,612.80	39,449.00	39,449.00	35,383.29	38,715.96	46,895.00	18.9%
10014110	61190	Othr Salry	.00	.00	.00	32,658.20	23,713.80	.00	.0%
10014110	62100	Dental Enh	7,863.93	7,752.00	7,752.00	5,043.42	6,935.38	7,197.00	-7.2%
10014110	62109	ENH HMO	6,948.63	6,680.00	6,680.00	4,756.83	6,361.79	6,420.00	-3.9%
10014110	62110	Group Life	1,469.67	1,496.00	1,496.00	1,080.11	1,456.00	1,564.00	4.5%
10014110	62111	Enh Vision	2,263.15	2,315.00	2,315.00	1,512.78	2,070.93	2,090.00	-9.7%
10014110	62113	BCBS 60/12	172,958.80	189,339.00	189,339.00	98,762.97	139,173.49	141,237.00	-25.4%
10014110	62114	BCBS HSA	81,058.11	79,047.00	79,047.00	65,702.29	86,974.20	87,773.00	11.0%
10014110	62115	RHS Contrb	5,984.46	7,500.00	7,500.00	6,340.14	9,455.75	10,000.00	33.3%
10014110	62116	HSA City	13,400.00	11,500.00	11,500.00	.00	14,300.00	14,300.00	24.3%
10014110	62120	IMRF	216,363.60	189,244.00	189,244.00	142,197.05	175,715.04	143,598.00	-24.1%
10014110	62130	FICA	114,884.59	121,621.00	121,621.00	91,625.24	126,997.03	132,075.00	8.6%
10014110	62140	Medicare	26,868.05	28,451.00	28,451.00	21,428.61	29,700.40	30,900.00	8.6%
10014110	62150	UnEmpl Ins	15,148.75	15,000.00	15,000.00	23,021.21	25,000.00	20,000.00	33.3%
10014110	62160	Work Comp	87.10	.00	.00	.00	.00	.00	.0%
10014110	62170	UniformAll	18,000.00	18,000.00	18,000.00	19,350.00	18,900.00	19,800.00	10.0%
10014110	62990	Othr Ben	2,620.00	2,750.00	2,750.00	2,630.00	2,750.00	2,750.00	.0%
10014110	70420	Rentals	321.04	2,500.00	2,500.00	5,863.90	6,000.00	5,000.00	100.0%
10014110	70430	MFD Lease	1,146.46	1,200.00	1,200.00	699.84	1,200.00	1,200.00	.0%
10014110	70510	RepMaint B	61,884.60	50,000.00	50,000.00	36,953.12	50,000.00	100,000.00	100.0%
10014110	70520	RepMaint V	48,344.59	58,000.00	58,000.00	61,821.51	70,000.00	62,060.00	7.0%
10014110	70540	RepMt Othr	22,440.39	34,000.00	34,000.00	35,223.15	34,000.00	37,450.00	10.1%
10014110	70542	RepMaintNF	76,523.90	55,000.00	55,000.00	62,584.16	55,000.00	65,000.00	18.2%
10014110	70590	Oth Repair	209,670.60	234,067.00	241,067.00	190,949.28	234,067.00	300,000.00	24.4%
10014110	70631	Dues	2,595.00	1,000.00	1,000.00	1,973.80	1,500.00	1,500.00	50.0%
10014110	70632	Pro Develop	684.82	1,000.00	1,000.00	2,149.00	4,500.00	5,000.00	400.0%
10014110	70641	Temp Sv	3,723.51	.00	.00	.00	.00	.00	.0%
10014110	70690	Purch Serv	6,286.42	15,000.00	15,000.00	8,318.50	15,000.00	35,000.00	133.3%
10014110	70702	WC Prem	11,417.22	13,339.84	13,339.84	13,339.84	13,339.84	14,199.99	6.4%
10014110	70703	Liab Prem	14,856.54	17,682.40	17,682.40	17,682.40	17,682.40	23,381.37	32.2%
10014110	70704	Prop In Pr	9,724.75	14,469.19	14,469.19	14,469.19	14,469.19	16,556.16	14.4%
10014110	70712	WC Claim	89,800.40	84,659.18	84,659.18	84,659.18	84,659.18	97,058.49	14.6%
10014110	70713	Liab Claim	8,314.85	5,643.95	5,643.95	5,643.95	5,643.95	6,580.24	16.6%
10014110	70714	Prop Claim	8,314.85	6,349.44	6,349.44	6,349.44	6,349.44	6,580.24	3.6%
10014110	70720	Ins Admin	14,160.59	14,110.58	14,110.58	14,110.58	14,110.58	13,914.21	-1.4%
10014110	71010	Off Supp	1,565.26	1,200.00	1,200.00	639.09	1,200.00	1,200.00	.0%

186





CITY OF BLOOMINGTON, IL
 NEXT YEAR / CURRENT YEAR BUDGET ANALYSIS

PROJECTION: 20244 FY 2024 BUDGET MASTER LEVEL 4

ACCOUNTS FOR:

Parks Maintenance			2022 ACTUAL	2023 ORIG BUD	2023 REVISED BUD	2023 ACTUAL	2023 PROJECTION	2024 ADOPTED	PCT CHANGE
10014110	71017	Postage	7.45	100.00	100.00	.00	100.00	100.00	.0%
10014110	71024	Janit Supp	5,983.51	6,000.00	6,000.00	9,471.62	7,000.00	7,500.00	25.0%
10014110	71030	UniformSup	4,955.24	5,293.00	5,293.00	3,532.04	5,293.00	7,500.00	41.7%
10014110	71070	Fuel	89,289.16	100,000.00	100,000.00	98,170.07	110,000.00	125,000.00	25.0%
10014110	71073	FuelNonCit	912.67	645.00	645.00	.00	645.00	645.00	.0%
10014110	71080	Maint Supp	12,212.78	8,000.00	8,000.00	13,445.75	15,000.00	10,000.00	25.0%
10014110	71085	Rock Salt	905.10	.00	.00	.00	.00	.00	.0%
10014110	71190	Other Supp	85,759.08	93,000.00	93,000.00	42,095.25	93,000.00	140,000.00	50.5%
10014110	71310	Natural Gs	18,703.72	14,000.00	14,000.00	15,391.65	14,000.00	21,000.00	50.0%
10014110	71320	Electricity	76,939.86	80,000.00	80,000.00	59,920.89	80,000.00	90,000.00	12.5%
10014110	71330	Water	87,191.58	90,000.00	90,000.00	83,387.27	90,000.00	100,000.00	11.1%
10014110	71340	Telecom	18,082.11	22,000.00	22,000.00	16,743.05	22,000.00	23,000.00	4.5%
10014110	71720	Wtr Chem	32,390.86	35,000.00	35,000.00	35,224.87	35,000.00	40,000.00	14.3%
10014110	72130	CO Lcn Veh	213,502.80	383,793.24	383,793.24	137,615.00	137,615.00	653,011.00	70.1%
10014110	72140	CO Other	239,376.43	288,132.00	288,132.00	179,730.00	270,055.00	295,000.00	2.4%
10014110	73401	Lease Prin	242,362.84	187,730.54	187,730.54	154,658.40	188,119.55	118,922.59	-36.7%
10014110	73701	Lease Int	13,550.38	7,237.86	7,237.86	6,069.21	7,240.40	2,964.63	-59.0%
TOTAL Parks Maintenance			4,274,562.91	4,554,861.22	4,561,861.22	3,424,520.37	4,263,863.20	5,250,191.92	15.1%
TOTAL REVENUE			-88,564.11	-70,000.00	-70,000.00	-24,844.40	-40,000.00	-37,000.00	-47.1%
TOTAL EXPENSE			4,363,127.02	4,624,861.22	4,631,861.22	3,449,364.77	4,303,863.20	5,287,191.92	14.1%
GRAND TOTAL			4,274,562.91	4,554,861.22	4,561,861.22	3,424,520.37	4,263,863.20	5,250,191.92	15.1%





CITY OF BLOOMINGTON, IL
 PROJECTION 20245 / BUDGET ENTRY FUTURE YRS REPORT

ORG	OBJECT PROJ	DESC	2025	2026	2027	2028
10014110		Parks Maintenance				
10014110 54990		Othr Chgs	-21,000.00	-22,000.00	-23,000.00	-24,000.00
10014110 57310		Donations	-12,500.00	-13,000.00	-13,500.00	-14,000.00
10014110 57990		Misc Rev	-5,000.00	-5,000.00	-5,000.00	-5,000.00
10014110 61100		Salary FT	1,833,108.51	1,888,101.77	1,944,744.82	2,003,087.16
10014110 61130		Salary SN	426,988.56	439,798.22	452,992.16	466,581.93
10014110 61150		Salary OT	48,301.85	49,750.91	51,243.43	52,780.74
10014110 62100		Dental Enh	7,412.91	7,635.30	7,864.36	8,100.29
10014110 62109		ENH HMO	6,612.60	6,810.98	7,015.31	7,225.77
10014110 62110		Group Life	1,564.00	1,564.00	1,564.00	1,564.00
10014110 62111		Enh Vision	2,090.00	2,090.00	2,090.00	2,090.00
10014110 62113		BCBS 60/12	145,474.11	149,838.33	154,333.48	158,963.49
10014110 62114		BCBS HSA	90,406.19	93,118.38	95,911.93	98,789.28
10014110 62115		RHS Contrb	10,000.00	10,000.00	10,000.00	10,000.00
10014110 62116		HSA City	14,300.00	14,300.00	14,300.00	14,300.00
10014110 62120		IMRF	147,905.94	152,343.12	156,913.41	161,620.81
10014110 62130		FICA	136,037.25	140,118.37	144,321.92	148,651.58
10014110 62140		Medicare	31,827.00	32,781.81	33,765.26	34,778.22
10014110 62150		UnEmpl Ins	20,000.00	20,000.00	20,000.00	20,000.00
10014110 62170		UniformAll	19,800.00	19,800.00	19,800.00	19,800.00
10014110 62990		Othr Ben	2,750.00	2,750.00	2,750.00	2,750.00
10014110 70420		Rentals	5,000.00	5,000.00	5,000.00	5,000.00
10014110 70430		MFD Lease	1,200.00	1,200.00	1,200.00	1,200.00
10014110 70510		RepMaint B	75,000.00	80,000.00	85,000.00	90,000.00
10014110 70520		RepMaint V	63,921.80	65,839.45	67,814.64	69,849.08
10014110 70540		RepMt Othr	38,573.50	39,730.71	40,922.63	42,150.30
10014110 70542		RepMaintNF	65,000.00	65,000.00	65,000.00	65,000.00
10014110 70590		Oth Repair	250,000.00	250,000.00	250,000.00	250,000.00
10014110 70631		Dues	1,500.00	1,500.00	1,500.00	1,500.00
10014110 70632		Pro Develp	5,000.00	5,000.00	5,000.00	5,000.00
10014110 70690		Purch Serv	20,000.00	25,000.00	25,000.00	25,000.00
10014110 70702		WC Prem	14,625.99	15,064.77	15,516.71	15,982.21
10014110 70703		Liab Prem	24,082.81	24,805.29	25,549.45	26,315.94
10014110 70704		Prop In Pr	17,052.85	17,564.43	18,091.37	18,634.11
10014110 70712		WC Claim	99,970.25	102,969.35	106,058.44	109,240.19
10014110 70713		Liab Claim	6,777.64	6,980.97	7,190.40	7,406.11
10014110 70714		Prop Claim	6,777.64	6,980.97	7,190.40	7,406.11
10014110 70720		Ins Admin	14,331.64	14,761.59	15,204.43	15,660.57
10014110 71010		Off Supp	1,200.00	1,200.00	1,200.00	1,200.00
10014110 71017		Postage	100.00	100.00	100.00	100.00
10014110 71024		Janit Supp	7,500.00	7,500.00	7,500.00	7,500.00
10014110 71030		UniformSup	7,500.00	7,500.00	7,500.00	7,500.00
10014110 71070		Fuel	128,750.00	132,612.50	136,590.88	140,688.60
10014110 71073		FuelNonCit	645.00	645.00	645.00	645.00
10014110 71080		Maint Supp	10,000.00	10,000.00	10,000.00	10,000.00
10014110 71190		Other Supp	100,000.00	100,000.00	100,000.00	100,000.00
10014110 71310		Natural Gs	21,000.00	21,000.00	21,000.00	21,000.00
10014110 71320		Electricity	90,000.00	90,000.00	90,000.00	90,000.00
10014110 71330		Water	100,000.00	100,000.00	100,000.00	100,000.00
10014110 71340		Telecom	23,000.00	23,000.00	23,000.00	23,000.00



188

**CITY OF BLOOMINGTON, IL
 PROJECTION 20245 / BUDGET ENTRY FUTURE YRS REPORT**

ORG	OBJECT PROJ	DESC	2025	2026	2027	2028
10014110	71720	Wtr Chem	40,000.00	40,000.00	40,000.00	40,000.00
10014110	72130	CO Lcn Veh	60,480.00	138,768.00	296,609.00	90,000.00
10014110	72140	CO Other	310,000.00	160,000.00	195,000.00	105,000.00
10014110	73401	Lease Prin	71,466.86	22,736.57	960.70	.00
10014110	73701	Lease Int	959.52	159.65	3.29	.00
	TOTAL Parks Maintenance		4,587,494.42	4,573,420.44	4,849,457.42	4,660,061.49
	TOTAL REVENUE		-38,500.00	-40,000.00	-41,500.00	-43,000.00
	TOTAL EXPENSE		4,625,994.42	4,613,420.44	4,890,957.42	4,703,061.49
	GRAND TOTAL		4,587,494.42	4,573,420.44	4,849,457.42	4,660,061.49



RECREATION

10014112



Purpose

The Recreation Division of Bloomington Parks & Recreation Department encompasses recreation programs, the Special Opportunities Available in Recreation (S.O.A.R.) program, aquatics, and the Bloomington Ice Center. There are separate budgets for each area. This budget covers year-round recreation programs for individuals of all ages in a variety of areas including arts, sports, special interest, camps, older adults, concerts, and special events. The Parks & Recreation website, www.bloomingtonparks.org, contains the seasonal program guides which list all the programs offered. The various programs offer physical, social, and mental benefits.

FY 2024 Budget & Program Highlights

- Continue to offer safe, quality programs for a variety of age groups.
- Offer updated free family special events and free concerts.
- Offer programs that benefit individuals mentally, socially and/or physically.
- Aid with those unable to pay full price for fee-based programs.
- Continue the After School Sports Program as an affordable opportunity for youth in grade school who otherwise might not be able to do participate.
- Provide a wide variety of introductory programs (sports, music, dance, special interest) for the residents of Bloomington, including some free events.
- Produce three program guides to promote the department programs and activities.
- Continue to operate the Lincoln Leisure Center & the Miller Park Adult Center.
- Offer affordable childcare programs to parents when schools are out of session.
- Increased the amount for Credit Card fees to include Zoo, Ice, SOAR & Recreation & Admin.

What we accomplished in FY 2023

- Adjusted programming to keep up with COVID regulations and have been successful in expanding capacity of offerings and participation.
- Provided a wide variety of introductory programs (sports, music, dance, special interest) for the residents of Bloomington, including some free events.
- New programs and events were added to the mix of popular usual programs throughout the year, including a car show for 4th of July, a new Christmas event, and expanded dance programming, have re-introduced older adult programming and trips.
- Distributed three program guides to promote the department programs and activities.
- Continued to operate the Lincoln Leisure Center.
- Continue to operate Miller Park Adult Center with new offerings for the older adults.
- Offered affordable childcare program to parents when schools are out of session for summer.
- Increased the amount for Credit Card fees to include Zoo, Ice, SOAR & Recreation.

Funding Source

General Fund with the remainder is made up of Activity Fees, Donation Fees, and Grants.

Performance Measurements

Recreation	FY 2022 Actual	FY 2023 Adopted Budget	FY 2023 Projected	FY 2024 Adopted Budget
Inputs:				
Number of Full Time Employees	4	4	4	4
Department Expenditures	\$851,774	\$1,118,866	\$930,780	\$1,344,236
Outputs:				
Programs Offered				
55+ programs offered	0	25	20	20
Adult programs offered	0	25	25	25
Teen programs offered	15	20	20	20
Youth programs offered	250	495	495	495
Parent/child & preschool programs	20	220	220	220
Special events offered	15	40	40	40
Total programs offered	300	1,000	1,000	1,000
Participation				
Registered for 55+ programs	0	2,100	1,200	1,800
Registered for adult programs	0	2,600	2,600	2,600
Registered for teen programs	50	150	150	150
Registered for youth Programs	3,500	5,000	4,000	4,500
Registered for p/c and preschool Programs	500	1,500	1,200	1,300
Registered for special events	1,000	5,000	4,000	4,500
Total participation	16,350	16,350	13,150	14,850
Revenues				
Total activity fees	\$220,595	\$261,000	\$261,000	\$267,224
Total # participants				
Total revenue	\$258,367	\$300,000	\$297,540	\$306,874

Challenges

- There is a need in the community for affordable programs that improve the quality of life. It's difficult to keep up with the demand when current staff is working at more than one capacity.
- There is a need for facilities on the east side of Bloomington. The only indoor locations owned by the department are west of Main Street while most of the community lives east of Main Street.
- Updates and maintenance are needed for Lincoln Leisure Center.
- Recruiting quality seasonal staff is an ongoing challenge for the division. We rely on many seasonals to be able to offer the quality programming all year round.

Fun Facts

The Recreation Division operates with 3 full-time staff members under the direction of the Assistant Director and Director of Bloomington Parks & Recreation. Programs are held at the Lincoln Leisure Center, Miller Park Adult Center, City Parks, and District 87 schools. Staff relies on schools as indoor facilities for other programs.

What Else Do We Do?

- Employ many teens and college students as sport instructors and assistants, day camp counselors, special interest class instructors and more.
- Contract with outside vendors (dance, gymnastics, sports & adult fitness) to provide some programs and activities.
- Promote community unity & pride amongst residents through events, & community outreach.



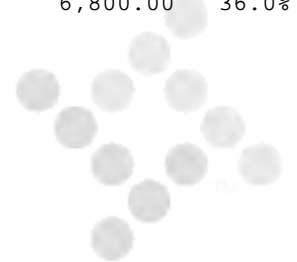
CITY OF BLOOMINGTON, IL
 NEXT YEAR / CURRENT YEAR BUDGET ANALYSIS

PROJECTION: 20244 FY 2024 BUDGET MASTER LEVEL 4

ACCOUNTS FOR:

Recreation	2022 ACTUAL	2023 ORIG BUD	2023 REVISED BUD	2023 ACTUAL	2023 PROJECTION	2024 ADOPTED	PCT CHANGE	
10014112 54430		Fac Rntl	.00	.00	-450.00	-340.00	-650.00	.0%
10014112 54910	-220,594.95	ActPgm Inc	-261,000.00	-261,000.00	-278,392.40	-261,000.00	-267,224.00	2.4%
10014112 57310	-12,772.16	Donations	-12,000.00	-12,000.00	-10,200.00	-10,200.00	-12,000.00	.0%
10014112 57990	.00	Misc Rev	-2,000.00	-2,000.00	.00	-1,000.00	-2,000.00	.0%
10014112 61100	222,394.07	Salary FT	268,164.00	268,164.00	150,534.04	195,944.07	295,864.00	10.3%
10014112 61130	140,756.73	Salary SN	222,324.00	222,324.00	153,858.21	172,624.96	217,155.00	-2.3%
10014112 61150	271.14	Salary OT	500.00	500.00	393.75	500.00	750.00	50.0%
10014112 62100	1,049.05	Dental Enh	1,106.00	1,106.00	697.72	940.90	1,361.00	23.1%
10014112 62110	234.52	Group Life	272.00	272.00	150.98	201.60	272.00	.0%
10014112 62111	323.43	Enh Vision	361.00	361.00	218.77	291.84	394.00	9.1%
10014112 62113	30,005.50	BCBS 60/12	34,761.00	34,761.00	19,909.60	26,640.83	40,726.00	17.2%
10014112 62115	1,631.52	RHS Contrb	1,800.00	1,800.00	1,254.24	1,672.32	1,800.00	.0%
10014112 62120	26,800.08	IMRF	27,959.00	27,959.00	14,660.00	17,972.11	21,353.00	-23.6%
10014112 62130	21,826.79	FICA	29,635.00	29,635.00	18,428.65	23,285.43	30,906.00	4.3%
10014112 62140	5,105.04	Medicare	6,933.00	6,933.00	4,310.10	5,558.43	7,232.00	4.3%
10014112 62150	1,080.50	UnEmpl Ins	.00	.00	.00	.00	.00	.0%
10014112 62990	2,000.00	Othr Ben	2,400.00	2,400.00	1,201.61	1,401.61	1,200.00	-50.0%
10014112 70093	409.06	Bank Fees	450.00	450.00	329.34	450.00	450.00	.0%
10014112 70095	54,041.18	CC Fees	45,000.00	45,000.00	33,707.71	55,000.00	57,000.00	26.7%
10014112 70420	.00	Rentals	2,000.00	2,000.00	126.54	2,500.00	3,200.00	60.0%
10014112 70430	523.72	MFD Lease	500.00	500.00	345.57	540.00	550.00	10.0%
10014112 70510	.00	RepMaint B	.00	.00	730.00	740.00	28,700.00	.0%
10014112 70520	4,250.62	RepMaint V	2,000.00	2,000.00	11,008.48	10,000.00	3,500.00	75.0%
10014112 70590	6.56	Oth Repair	.00	.00	.00	.00	.00	.0%
10014112 70610	19,047.63	Advertise	24,000.00	24,000.00	19,283.12	24,000.00	30,000.00	25.0%
10014112 70611	16,316.58	PrintBind	20,000.00	20,000.00	16,521.86	25,000.00	30,000.00	50.0%
10014112 70631	747.00	Dues	1,280.00	1,280.00	732.00	1,280.00	1,280.00	.0%
10014112 70632	1,927.59	Pro Develp	6,985.00	6,985.00	1,872.02	5,000.00	6,985.00	.0%
10014112 70640	.00	OffScorkpr	500.00	500.00	.00	.00	.00	-100.0%
10014112 70690	63,723.37	Purch Serv	90,000.00	90,000.00	68,079.50	90,000.00	100,000.00	11.1%
10014112 70702	2,552.30	WC Prem	2,913.59	2,913.59	2,913.59	2,913.59	3,106.07	6.6%
10014112 70703	3,321.15	Liab Prem	3,862.06	3,862.06	3,862.06	3,862.06	5,114.39	32.4%
10014112 70704	2,173.95	Prop In Pr	3,160.25	3,160.25	3,160.25	3,160.25	3,621.46	14.6%
10014112 70712	18,275.02	WC Claim	19,897.69	19,897.69	19,897.69	19,897.69	19,323.77	-2.9%
10014112 70713	1,692.13	Liab Claim	1,326.51	1,326.51	1,326.51	1,326.51	1,310.09	-1.2%
10014112 70714	1,692.13	Prop Claim	1,492.33	1,492.33	1,492.33	1,492.33	1,310.09	-12.2%
10014112 70720	3,165.57	Ins Admin	3,081.93	3,081.93	3,081.93	3,081.93	3,043.56	-1.2%
10014112 71010	543.41	Off Supp	1,000.00	1,000.00	479.77	1,000.00	1,000.00	.0%
10014112 71017	9,549.68	Postage	10,000.00	10,000.00	10,554.14	13,000.00	14,000.00	40.0%
10014112 71060	3,643.60	Food	5,000.00	5,000.00	5,097.31	10,000.00	16,000.00	220.0%
10014112 71070	1,356.28	Fuel	6,140.00	6,140.00	3,613.55	6,140.00	7,000.00	14.0%
10014112 71190	22,515.61	Other Supp	31,000.00	31,000.00	21,831.04	31,000.00	42,000.00	35.5%
10014112 71340	6,212.15	Telecom	5,000.00	5,000.00	5,543.29	6,500.00	6,800.00	36.0%

193





CITY OF BLOOMINGTON, IL
 NEXT YEAR / CURRENT YEAR BUDGET ANALYSIS

PROJECTION: 20244 FY 2024 BUDGET MASTER LEVEL 4

ACCOUNTS FOR:

Recreation			2022 ACTUAL	2023 ORIG BUD	2023 REVISED BUD	2023 ACTUAL	2023 PROJECTION	2024 ADOPTED	PCT CHANGE
10014112	72130	CO Lcn Veh	101,270.00	70,200.00	70,200.00	.00	.00	164,174.60	133.9%
10014112	85206	Fm SOAR	-25,000.00	-25,000.00	-25,000.00	-25,000.00	-25,000.00	-25,000.00	.0%
10014112	89206	To SOAR	165,862.00	165,862.00	165,862.00	165,862.00	165,862.00	175,754.00	6.0%
TOTAL Recreation			699,929.55	818,866.36	818,866.36	453,026.87	633,240.46	1,037,362.03	26.7%
TOTAL REVENUE			-258,367.11	-300,000.00	-300,000.00	-314,042.40	-297,540.00	-306,874.00	2.3%
TOTAL EXPENSE			958,296.66	1,118,866.36	1,118,866.36	767,069.27	930,780.46	1,344,236.03	20.1%
GRAND TOTAL			699,929.55	818,866.36	818,866.36	453,026.87	633,240.46	1,037,362.03	26.7%





CITY OF BLOOMINGTON, IL
 PROJECTION 20245 / BUDGET ENTRY FUTURE YRS REPORT

ORG	OBJECT PROJ	DESC	2025	2026	2027	2028
10014112 Recreation						
10014112	54430	Fac Rntl	-650.00	-650.00	-650.00	-650.00
10014112	54910	ActPgm Inc	-268,000.00	-268,000.00	-268,000.00	-268,000.00
10014112	57310	Donations	-12,000.00	-12,000.00	-12,000.00	-12,000.00
10014112	57990	Misc Rev	-2,000.00	-2,000.00	-2,000.00	-2,000.00
10014112	61100	Salary FT	304,739.92	313,882.12	323,298.58	332,997.54
10014112	61130	Salary SN	223,669.65	230,379.74	237,291.13	244,409.87
10014112	61150	Salary OT	772.50	795.68	819.55	844.13
10014112	62100	Dental Enh	1,401.83	1,443.88	1,487.20	1,531.82
10014112	62110	Group Life	272.00	272.00	272.00	272.00
10014112	62111	Enh Vision	394.00	394.00	394.00	394.00
10014112	62113	BCBS 60/12	41,947.78	43,206.21	44,502.40	45,837.47
10014112	62115	RHS Contrb	1,800.00	1,800.00	1,800.00	1,800.00
10014112	62120	IMRF	21,993.59	22,653.40	23,333.00	24,032.99
10014112	62130	FICA	31,833.18	32,788.18	33,771.82	34,784.98
10014112	62140	Medicare	7,448.96	7,672.43	7,902.60	8,139.68
10014112	62990	Othr Ben	1,200.00	1,200.00	1,200.00	1,200.00
10014112	70093	Bank Fees	475.00	475.00	500.00	500.00
10014112	70095	CC Fees	59,000.00	61,000.00	63,000.00	65,000.00
10014112	70420	Rentals	3,200.00	3,200.00	3,200.00	3,200.00
10014112	70430	MFD Lease	550.00	550.00	550.00	550.00
10014112	70510	RepMaint B	29,000.00	30,000.00	31,000.00	32,000.00
10014112	70520	RepMaint V	3,605.00	3,713.15	3,824.54	3,939.28
10014112	70610	Advertise	30,000.00	30,000.00	30,000.00	30,000.00
10014112	70611	PrintBind	31,000.00	32,000.00	33,000.00	34,000.00
10014112	70631	Dues	1,280.00	1,280.00	1,280.00	1,280.00
10014112	70632	Pro Develp	7,100.00	7,200.00	7,300.00	7,400.00
10014112	70690	Purch Serv	100,000.00	100,000.00	100,000.00	100,000.00
10014112	70702	WC Prem	3,199.25	3,295.23	3,394.09	3,495.91
10014112	70703	Liab Prem	5,267.82	5,425.85	5,588.63	5,756.29
10014112	70704	Prop In Pr	3,730.10	3,842.00	3,957.26	4,075.98
10014112	70712	WC Claim	19,903.49	20,500.59	21,115.61	21,749.08
10014112	70713	Liab Claim	1,349.39	1,389.87	1,431.57	1,474.51
10014112	70714	Prop Claim	1,349.39	1,389.87	1,431.57	1,474.51
10014112	70720	Ins Admin	3,134.87	3,228.92	3,325.78	3,425.56
10014112	71010	Off Supp	1,000.00	1,000.00	1,000.00	1,000.00
10014112	71017	Postage	14,500.00	15,000.00	15,500.00	16,000.00
10014112	71060	Food	16,500.00	17,000.00	17,500.00	18,000.00
10014112	71070	Fuel	7,210.00	7,426.30	7,649.09	7,878.56
10014112	71190	Other Supp	35,000.00	36,000.00	37,000.00	38,000.00
10014112	71340	Telecom	6,900.00	7,000.00	7,100.00	7,200.00
10014112	72130	CO Lcn Veh	.00	.00	.00	.00
10014112	85206	Fm SOAR	-25,000.00	-25,000.00	-25,000.00	-25,000.00
10014112	89206	To SOAR	180,812.00	185,197.00	189,669.00	194,230.00
TOTAL Recreation			894,889.72	925,951.42	957,739.42	990,224.16
TOTAL REVENUE			-307,650.00	-307,650.00	-307,650.00	-307,650.00
TOTAL EXPENSE			1,202,539.72	1,233,601.42	1,265,389.42	1,297,874.16



195



Purpose

The Aquatics Division of Bloomington Parks and Recreation operates two outdoor swimming pools (Holiday and O'Neil), Miller Park Paddleboats, and two Splash Pads (Miller Park and O'Neil Park).

The aquatics programming includes:

- Daily public open swim sessions
 - Season pass holder swim sessions
- Swim lessons offering life-saving skills
 - Group and private swim lessons
 - Lessons offered to ages 6 months to adult
- Safety training classes
 - Offering Lifeguard and Jr. Lifeguard programs
- Low to medium impact exercise programs
 - Early morning lap swim sessions
 - Aqua Zumba
- Miller Park Paddleboats
 - Have both 2-seater and 4-seater boats
 - 30-minute ride for family fun and additional exercise
- Pool rentals offered before and after regular scheduled public open swim sessions
 - Birthday parties, sport teams, church outings, scout groups, day camps



FY 2024 Budget & Program Highlights

Help make our City family friendly through access to affordable, family-oriented activities.

- Sell season passes at an individual rate which is more affordable for families.
- Work with non-profit organizations to offer them a discounted rate for daily admission.
- A place for health family fun and socializing.
- Staff provides the highest quality of surveillance, education, and guest experiences possible



Offer alternative choices for entertainment and recreation:

- Offer open swim daily, weather permitting, from Memorial Day through Labor Day.
- Offer family fun at Miller Park Paddleboats Friday-Sunday during Memorial Day through Labor Day.
- Continue to offer morning, evening, and weekend swim lessons from group lessons to private lessons for all ages.
- Aquatic staff will provide leisure and recreational opportunities for residents and guests.
- Offer pool rentals before and after regular public open swims.
- Multiple special events for family-oriented fun in the pool.



Funding Source

General Fund with the remainder from Activity Fees, Admission Fees, and Concession Revenues

What we accomplished in FY 2023

- Between group swim lessons, private swim lessons and lifeguard classes, we saw many new and returning participants in our programs. With the large number of participants going through our swimming classes, we were able to teach lifesaving skills to many members in the community.
- Staff continues to see loyal families returning year after year and new families discover the great opportunities of swimming that Bloomington offers.
- We continue to improve and provide better customer service to our guests.
- O'Neil Pool rejuvenation project is continuing. Site work began in August 2022.
- Holiday Pool will be receiving a few facility updates during the off season for our 2023 Season.
- A new concrete patio featuring a park grill for additional rentals.
- Holiday Tot Pool will have a new interactive water feature installed for our 2023 Season.
- Miller Park Paddleboats added an extra day of operations, Friday evenings to go along with Saturday and Sunday.
- Miller Park Paddleboats will have a new dock for the 2024 Season as well as 1 new paddleboat.
- Have awesome staff who help with recruiting others to work.
- Changed to a new end of summer schedule.

- When District 87 was in session, we were closed Monday-Thursday, and only open Friday – Sunday. Staff jumped at the chance to work and was never short staffed during our last couple weeks of the season



Performance Measurements

Aquatics	FY 2022 Actual	FY 2023 Adopted Budget	FY 2023 Projected	FY 2024 Adopted Budget
Inputs:				
Department Expenditures	\$205,806	\$631,197	\$575,437	\$1,093,398
Outputs:				
O'Neil Pool				
Daily Admission Attendance	0	0	0	73,000
Swim Lesson/Swim Team Attendance	0	0	0	29,138
Rental Attendance	0	0	0	5,750
Registered for Swim Lessons	0	0	0	1,000
Registered for Swim Team	0	0	0	50
Registered for Lifeguard Classes	0	0	0	8
Total O'Neil Attendance	0	0	0	108,946
Daily Admission Revenue	\$0	\$0	\$0	\$152,100
Rental Revenue	\$0	\$0	\$0	\$36,650
Season Pool Pass Revenue	\$0	\$0	\$0	\$225,300
Swim Lessons Revenue	\$0	\$0	\$0	\$35,000
Swim Team Revenue	\$0	\$0	\$0	\$4,500
Lifeguard Classes Revenue	\$0	\$0	\$0	\$710

Aquatics	FY 2022 Actual	FY 2023 Adopted Budget	FY 2023 Projected	FY 2024 Adopted Budget
Concessions & Misc. Revenue	\$0	\$0	\$0	\$32,200
Total O'Neil Revenue	\$0	\$0	\$0	\$486,600
Holiday Pool				
Daily Admission Attendance	16,667	18,916	18,542	18,041
Swim Lesson Attendance	10,670	13,633	11,905	12,069
Rental Attendance	2,140	1,655	3,195	2,330
Registered for Swim Lessons	687	781	762	743
Registered for Lifeguard Classes	8	8	8	8
Total Holiday Attendance	30,172	34,993	34,412	33,192
Daily Admission Revenue	\$35,619	\$33,679	\$33,349	\$31,380
Rental Revenue	\$8,431	\$6,841	\$11,659	\$11,700
Season Pool Pass Revenue	\$29,226	\$27,578	\$35,690	\$33,175
Swim Lesson Revenue	\$25,973	\$28,487	\$29,022	\$27,827
Lifeguard Classes Revenue	\$900	\$850	\$920	\$890
Concessions & Misc. Revenue	\$1,699	\$2,086	\$1,540	\$1,775
Total Holiday Revenue	\$101,848	\$99,521	\$112,180	\$106,747
Miller Park Paddle Boats				
Total Attendance	630	660	1,426	905
Total Revenue	\$2,522	\$2,587	\$2,913	\$2,900

Challenges

- Holiday Pool (the aluminum pool liner) has been serving the city for 52 years. Doing constant upkeep to keep the pool operational.
- Aluminum pool liners have a life span of 25 years.
- Memorial Day and Labor Day weekends were cooler making for low attendance.
- O'Neil Pool was closed for the 2022 Season due to construction

Fun Facts

The pools are open daily from Memorial Day weekend through Labor Day weekend. Normally one pool closes the middle of August each year while the other one stays open through Labor Day. We follow District 87 schedule and when they are in session, we only open on Friday evenings while being closed Monday-Thursday during the week. Miller Park Paddleboats opens the weekend before Memorial Day weekend and closes Labor Day weekend. Miller Park Paddleboats is a great family activity even on cooler summer days. In FY 23, Holiday Pool was open all season as O'Neil Pool goes through renovations with the hopes of opening in FY 24.




CITY OF BLOOMINGTON, IL
 NEXT YEAR / CURRENT YEAR BUDGET ANALYSIS

PROJECTION: 20244 FY 2024 BUDGET MASTER LEVEL 4

ACCOUNTS FOR:

ACCOUNTS FOR:			2022	2023	2023	2023	2023	2024	PCT
			ACTUAL	ORIG BUD	REVISED BUD	ACTUAL	PROJECTION	ADOPTED	CHANGE
10014120	54160	BtRnt Fee	-2,522.15	-2,587.00	-2,587.00	-2,913.42	-2,913.42	-2,900.00	12.1%
10014120	54910	ActPgm Inc	-26,878.25	-29,337.00	-29,337.00	-29,822.00	-29,822.00	-68,927.00	134.9%
10014120	54920	Admin Fee	-73,348.25	-68,098.00	-68,098.00	-80,950.75	-80,724.00	-490,305.00	620.0%
10014120	57030	SftDk Sale	.00	-500.00	-500.00	.00	.00	.00	-100.0%
10014120	57035	Concession	-1,483.23	-1,379.13	-1,379.13	-1,135.50	-1,135.50	-31,000.00	2147.8%
10014120	57050	Tx on Sale	.00	.00	.00	-12.00	.00	.00	.0%
10014120	57310	Donations	.00	.00	.00	.00	.00	-1,000.00	.0%
10014120	57985	Cash StOvr	8.68	.00	.00	-5.00	-5.00	.00	.0%
10014120	57990	Misc Rev	-1,013.12	-706.56	-706.56	-1,076.08	-1,076.08	-2,975.00	321.1%
10014120	61130	Salary SN	102,295.39	141,373.00	141,373.00	123,360.36	123,360.36	518,000.00	266.4%
10014120	61150	Salary OT	40.88	945.00	945.00	48.57	48.57	2,000.00	111.6%
10014120	62130	FICA	6,344.88	8,824.00	8,824.00	7,651.37	7,651.37	32,241.00	265.4%
10014120	62140	Medicare	1,483.98	2,064.00	2,064.00	1,789.40	1,789.40	7,541.00	265.4%
10014120	70095	CC Fees	513.35	600.00	600.00	.00	.00	.00	-100.0%
10014120	70510	RepMaint B	3,611.96	7,750.00	7,750.00	5,839.73	6,889.73	21,425.00	176.5%
10014120	70590	Oth Repair	16,004.78	70,000.00	70,000.00	7,219.35	25,000.00	75,000.00	7.1%
10014120	70590	49000 Oth Repair	3,800.00	.00	.00	.00	.00	.00	.0%
10014120	70631	Dues	.00	40.00	40.00	.00	.00	600.00	1400.0%
10014120	70632	Pro Develop	1,150.00	2,250.00	2,250.00	1,426.00	1,900.00	5,500.00	144.4%
10014120	70690	Purch Serv	837.50	4,350.00	4,350.00	4,452.50	4,452.50	10,400.00	139.1%
10014120	70702	WC Prem	610.22	744.31	744.31	744.31	744.31	2,823.23	279.3%
10014120	70703	Liab Prem	794.04	986.61	986.61	986.61	986.61	4,648.66	371.2%
10014120	70704	Prop Prem	519.76	807.32	807.32	807.32	807.32	3,291.68	307.7%
10014120	70712	WC Claim	4,008.48	4,664.91	4,664.91	4,664.91	4,664.91	15,992.34	242.8%
10014120	70713	Liab Claim	371.16	310.99	310.99	310.99	310.99	1,084.23	248.6%
10014120	70714	Prop Claim	371.16	349.87	349.87	349.87	349.87	1,084.23	209.9%
10014120	70720	Ins Admin	756.85	787.31	787.31	787.31	787.31	2,766.41	251.4%
10014120	71010	Off Supp	893.73	4,000.00	4,000.00	1,958.36	4,000.00	500.00	-87.5%
10014120	71024	Janit Supp	2,094.41	800.00	800.00	758.82	758.82	6,000.00	650.0%
10014120	71030	UniformSup	2,838.35	950.00	950.00	1,211.09	1,211.09	5,500.00	478.9%
10014120	71060	Food	602.48	600.00	600.00	612.00	612.00	18,000.00	2900.0%
10014120	71190	Other Supp	6,612.85	324,500.00	312,500.00	37,334.50	300,876.08	41,500.00	-86.7%
10014120	71310	Natural Gs	9,121.71	8,000.00	8,000.00	11,986.89	13,000.00	59,700.00	646.3%
10014120	71320	Electricity	8,786.43	8,000.00	8,000.00	15,080.57	18,000.00	83,000.00	937.5%
10014120	71330	Water	21,978.04	22,500.00	22,500.00	28,175.44	30,000.00	119,800.00	432.4%
10014120	71340	Telecom	3,850.85	4,000.00	4,000.00	3,449.51	5,200.00	15,500.00	287.5%
10014120	71720	Wtr Chem	5,512.47	11,000.00	11,000.00	9,318.37	10,035.30	39,500.00	259.1%
10014120	72120	CO Comp Eq	.00	.00	12,000.00	.00	12,000.00	.00	-100.0%
TOTAL Aquatics			100,569.39	528,589.63	528,589.63	154,409.40	459,760.54	496,290.78	-6.1%
TOTAL REVENUE			-105,236.32	-102,607.69	-102,607.69	-115,914.75	-115,676.00	-597,107.00	481.9%
TOTAL EXPENSE			205,805.71	631,197.32	631,197.32	270,324.15	575,436.54	1,093,397.78	73.2%
GRAND TOTAL			100,569.39	528,589.63	528,589.63	154,409.40	459,760.54	496,290.78	-6.1%

200



**CITY OF BLOOMINGTON, IL
 PROJECTION 20245 / BUDGET ENTRY FUTURE YRS REPORT**

ORG	OBJECT PROJ	DESC	2025	2026	2027	2028
10014120 Aquatics						
10014120 54160		BtRnt Fee	-2,900.00	-2,900.00	-3,000.00	-3,000.00
10014120 54910		ActPgm Inc	-68,927.00	-71,800.00	-71,800.00	-73,800.00
10014120 54920		Admin Fee	-490,305.00	-489,000.00	-495,000.00	-499,000.00
10014120 57035		Concession	-31,000.00	-32,000.00	-33,000.00	-34,000.00
10014120 57310		Donations	-1,000.00	-1,000.00	-1,000.00	-1,000.00
10014120 57990		Misc Rev	-3,000.00	-3,000.00	-3,000.00	-3,500.00
10014120 61130		Salary SN	533,540.00	549,546.20	566,032.59	583,013.56
10014120 61150		Salary OT	2,060.00	2,121.80	2,185.45	2,251.02
10014120 62130		FICA	33,208.23	34,204.48	35,230.61	36,287.53
10014120 62140		Medicare	7,767.23	8,000.25	8,240.25	8,487.46
10014120 70510		RepMaint B	21,425.00	15,550.00	16,050.00	16,200.00
10014120 70590		Oth Repair	75,000.00	32,000.00	37,000.00	37,000.00
10014120 70631		Dues	600.00	600.00	600.00	600.00
10014120 70632		Pro Develop	5,500.00	6,000.00	6,500.00	7,000.00
10014120 70690		Purch Serv	10,400.00	11,400.00	12,400.00	13,400.00
10014120 70702		WC Prem	2,907.93	2,995.16	3,085.02	3,177.57
10014120 70703		Liab Prem	4,788.12	4,931.77	5,079.72	5,232.11
10014120 70704		Prop Prem	3,390.43	3,492.15	3,596.91	3,704.82
10014120 70712		WC Claim	16,472.11	16,966.28	17,475.27	17,999.52
10014120 70713		Liab Claim	1,116.75	1,150.26	1,184.76	1,220.31
10014120 70714		Prop Claim	1,116.75	1,150.26	1,184.76	1,220.31
10014120 70720		Ins Admin	2,849.40	2,934.89	3,022.93	3,113.62
10014120 71010		Off Supp	500.00	500.00	500.00	500.00
10014120 71024		Janit Supp	6,000.00	6,000.00	6,000.00	6,000.00
10014120 71030		UniformSup	5,500.00	6,500.00	7,500.00	8,500.00
10014120 71060		Food	18,000.00	18,000.00	18,000.00	18,000.00
10014120 71190		Other Supp	38,000.00	21,500.00	21,500.00	21,500.00
10014120 71310		Natural Gs	61,000.00	63,000.00	65,000.00	67,000.00
10014120 71320		Electricity	85,000.00	87,000.00	89,000.00	91,000.00
10014120 71330		Water	121,000.00	123,000.00	125,000.00	127,000.00
10014120 71340		Telecom	15,500.00	15,500.00	15,500.00	15,500.00
10014120 71720		Wtr Chem	39,500.00	42,500.00	45,500.00	48,500.00
		TOTAL Aquatics	515,009.95	476,843.50	505,568.27	529,107.83
		TOTAL REVENUE	-597,132.00	-599,700.00	-606,800.00	-614,300.00
		TOTAL EXPENSE	1,112,141.95	1,076,543.50	1,112,368.27	1,143,407.83
		GRAND TOTAL	515,009.95	476,843.50	505,568.27	529,107.83

201



BLOOMINGTON CENTER FOR THE PERFORMING ARTS 10014125



Purpose

The BCPA has attracted audiences from 728 Illinois communities, 46 states, and 13 foreign countries, highlighting its value as an ever-growing tourist attraction and influence on the cultural life of the community. The facility also provides a significant community service as a venue for wedding receptions, fundraisers, social events, arts workshops, and community meetings. The annual performance series offers 25-30 performances, and this past year there were 44 total rentals and performances.

The Mission Statement of the Bloomington Center for the Performing Arts is:

"To create an environment where all forms of artistic expression are appreciated, encourages and seen as a contribution to the quality of life of our community."

Authorization

The City of Bloomington Parks & Recreation Department and its related activities have been codified in Chapter 19 & Chapter 31 of the City Code

FY 2024 Budget & Program Highlights

- The City allocates a portion of the Home Rule Sales Tax to the BCPA. In FY 2023, \$1.7 million of Home Rule Sales Tax will be allocated to the BCPA.
- The BCPA will make bond payments totaling \$840,206 (principal and interest) during FY 2024 to the General Obligation Series 2004 and General Obligation 2005 refinanced in 2018 bond issuances for renovation of the BCPA.
- Fundraising efforts, spearheaded by the Friends of the BCPA, including grant requests to private and corporate foundations, are ongoing in FY 2022 and will continue into FY 2023. Including a \$500,000.00 grant payment from the Illinois Arts Council Agency.
- The BCPA is a regional destination for excellent arts and cultural programming in central Illinois.
- The BCPA plans to expand arts education programs in the coming year to give area youth an opportunity to explore and develop creative outlets of expression.

Funding Source

Funding for BCPA programs and operations is provided, in part, by a portion of the ¼ of 1% Home Rule Sales Tax instituted for this purpose. Revenues generated in both the BCPA, and the Creativity Center come from sources including ticket sales, facility rentals, user fees, grants, sponsorships, memberships, class fees and donations. Specific grants coming through the Illinois Arts Council Agency. There has been a precipitous fall in federal, state, and local grant funding over the past five years, but with the formation of the Friends of the BCPA and the addition of the Development Manager's position, the BCPA plans to raise money to help offset some of the costs associated with providing diverse arts programming.

What we accomplished in FY 2023

- Attendance has not quite yet recovered to pre-pandemic levels, but attendance was up significantly compared to last fiscal year.
- With the creation of the Arts & Entertainment Department we will have more outreach opportunities bring exposure to our facilities.

Challenges

- Programming – We continue to monitor the national economy and local school funding to evaluate a proper balance of programming, and we continue to develop new partnerships to support our existing programming and minimize financial risk.

What does the BCPA do for Bloomington?

We are financially responsible in the management of our programs.

- The BCPA has 115 dedicated volunteers who work as ushers and in several other capacities. The volunteers staff over 40 public events at the BCPA annually, contributing approximately 8,630 hours (4 FTE) support to the program, a \$191,060 value to the BCPA
- We play a vital role in supporting and enhancing the Downtown area.
- Based on ticketed events, the Bloomington/Normal Area Convention and Visitors Bureau estimates the BCPA's economic impact on the community at \$1,086,711. Using an arts-specific economic calculator, Americans for the Arts estimates the BCPA's total impact at over \$5 million annually, including expenditures by patrons and the income by the 148 artist jobs supported by BCPA programming during the year.
- The BCPA's Student Spotlight Series attracts over 5,000 students from across Central Illinois each year. The Student Spotlight Series helps teachers meet Illinois Common Core Standards on a wide variety of subjects, including Performing Arts, English Language Arts, History, Science, and Math. The BCPA is also involved in education programs within the schools and works in conjunction with the Community Educators Group of McLean County.

What is the Creativity Center?

- The Creativity Center will be a place where a wide variety of community performing arts groups can come together as stakeholders. But it will also be a place where, through arts education, disenfranchised people can find their value and their voice. When people understand what it is to create, they will be less likely to destroy. Newcomers to the creative process can come to understand that they can have a positive impact on their community.
- BCPA staff and supporters continue to work on the development of a Creativity Center for arts education. We currently rent rehearsal, storage, and office space within the Creativity Center and BCPA to the Pantagraph Holiday Spectacular, Inc., BCAI School of Arts and The American Passion Play, Inc. as well as an improv acting workshop, private piano lessons, instruction in stringed instruments, dance classes and more. Local visual artists recognize the value of the building as a place where they can work on outdoor art before it gets moved to its permanent location.
- Plans are still underway for the privately funded renovation of the Creativity Center. Architects from Farnsworth Group were hired in early 2010 and completed the initial designs for the project, including a plan that will allow renovation of the building to be completed in phases as donations are received.

Over \$1 million has already been raised toward a \$5 million goal. In 2020, The Creativity Center project received a grant in the amount of \$2,000,000. The first payment of \$500,000 was received in FY '23.



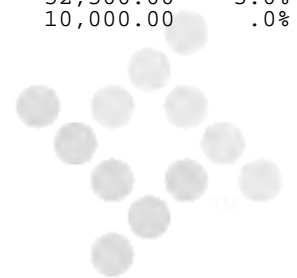
CITY OF BLOOMINGTON, IL
 NEXT YEAR / CURRENT YEAR BUDGET ANALYSIS

PROJECTION: 20244 FY 2024 BUDGET MASTER LEVEL 4

ACCOUNTS FOR:

BCPA	2022 ACTUAL	2023 ORIG BUD	2023 REVISED BUD	2023 ACTUAL	2023 PROJECTION	2024 ADOPTED	PCT CHANGE
10014125 50014 20000 Hm Rule Tx	-1,700,000.00	-1,700,000.00	-1,700,000.00	-1,700,000.00	-1,700,000.00	-1,700,000.00	.0%
10014125 53110 20000 Fed Grants	.00	-6,000.00	-6,000.00	.00	.00	.00	-100.0%
10014125 53120 20000 St Grants	-17,550.00	-17,600.00	-17,600.00	-18,900.00	-18,900.00	-17,600.00	.0%
10014125 54430 20000 Fac Rntl	-59,613.39	-120,000.00	-120,000.00	-91,633.00	-125,000.00	-127,500.00	6.3%
10014125 54430 20100 Fac Rntl	-15,185.00	-7,500.00	-7,500.00	-17,127.50	-13,500.00	-11,000.00	46.7%
10014125 54910 20000 ActPgm Inc	73.20	-5,000.00	-5,000.00	.00	.00	-2,500.00	-50.0%
10014125 54920 20000 Admin Fee	-359,154.57	-460,000.00	-460,000.00	-282,282.85	-380,000.00	-470,000.00	2.2%
10014125 54990 20000 Othr Chgs	-77,827.44	-40,000.00	-40,000.00	-5,191.30	-10,000.00	-10,000.00	-75.0%
10014125 57035 20000 Concession	-8,648.97	-20,000.00	-20,000.00	-11,119.42	-20,000.00	-22,000.00	10.0%
10014125 57036 20000 MerchComm	211.20	-2,000.00	-2,000.00	-516.00	-1,000.00	-2,000.00	.0%
10014125 57310 20000 Donations	-214.50	-2,000.00	-2,000.00	-143.00	-175.00	-200.00	-90.0%
10014125 57350 20000 Priv Grant	.00	-2,000.00	-2,000.00	.00	.00	.00	-100.0%
10014125 57390 20000 Othr Cont	-4,705.00	-10,000.00	-10,000.00	-3,306.75	-6,000.00	-10,000.00	.0%
10014125 57490 20000 Othr Reimb	-762.00	-1,200.00	-1,200.00	-896.62	-1,200.00	-1,200.00	.0%
10014125 57985 20000 Cash StOvr	419.60	.00	.00	.00	.00	.00	.0%
10014125 57990 20000 Misc Rev	-14,163.97	-1,000.00	-1,000.00	79.67	-250.00	-1,000.00	.0%
10014125 57992 20000 ATM Rev	-13,802.91	-14,900.00	-14,900.00	-12,548.10	-14,900.00	-15,500.00	4.0%
10014125 61100 20000 Salary FT	407,289.28	452,922.50	452,922.50	236,775.94	320,716.47	534,784.00	18.1%
10014125 61130 20000 Salary SN	145,747.35	201,670.00	201,670.00	111,399.98	165,000.00	189,000.00	-6.3%
10014125 61150 20000 Salary OT	6,741.87	12,000.00	12,000.00	1,032.54	3,000.00	12,500.00	4.2%
10014125 61190 20000 Othr Salry	9,629.95	.00	.00	2,910.67	2,910.67	.00	.0%
10014125 62100 20000 Dental Enh	1,732.58	1,748.50	1,748.50	952.53	1,300.00	2,137.00	22.2%
10014125 62109 20000 ENH HMO	4,443.66	6,680.00	6,680.00	.00	.00	.00	-100.0%
10014125 62110 20000 Group Life	475.67	544.00	544.00	266.11	375.00	544.00	.0%
10014125 62111 20000 Enh Vision	472.28	529.00	529.00	192.19	250.00	460.00	-13.0%
10014125 62113 20000 BCBS 60/12	38,082.32	34,376.00	34,376.00	20,907.41	28,000.00	54,999.00	60.0%
10014125 62114 20000 BCBS HSA	16,008.73	22,234.00	22,234.00	7,973.85	11,000.00	11,798.00	-46.9%
10014125 62116 20000 HSA City	1,950.00	1,950.00	1,950.00	.00	2,400.00	2,400.00	23.1%
10014125 62120 20000 IMRF	49,169.62	45,408.00	45,408.00	24,017.07	30,000.00	37,110.00	-18.3%
10014125 62130 20000 FICA	33,803.72	39,900.00	39,900.00	21,034.40	27,000.00	44,170.00	10.7%
10014125 62140 20000 Medicare	7,905.65	9,336.00	9,336.00	4,919.46	6,400.00	10,334.00	10.7%
10014125 62150 20000 UnEmpl Ins	1,863.25	.00	.00	24,344.75	40,000.00	.00	.0%
10014125 62170 20000 UniformAll	900.00	900.00	900.00	900.00	900.00	900.00	.0%
10014125 62330 20000 LIUNA Pen	936.45	936.00	936.00	718.02	936.00	936.00	.0%
10014125 62990 20000 Othr Ben	.00	2,400.00	2,400.00	.00	2,400.00	2,400.00	.0%
10014125 70095 20000 CC Fees	11,507.27	12,500.00	12,500.00	5,648.33	7,500.00	7,500.00	-40.0%
10014125 70095 20100 CC Fees	788.45	1,000.00	1,000.00	481.52	1,000.00	1,000.00	.0%
10014125 70218 20000 Artist Fee	357,588.67	325,000.00	325,000.00	218,985.89	325,000.00	350,000.00	7.7%
10014125 70220 20000 Oth PT Sv	4,689.20	30,000.00	30,000.00	4,463.00	20,000.00	20,000.00	-33.3%
10014125 70420 20000 Rentals	7,726.09	8,000.00	8,000.00	1,650.00	5,000.00	8,000.00	.0%
10014125 70430 20000 MFD Lease	2,540.74	2,000.00	2,000.00	1,312.11	2,000.00	2,000.00	.0%
10014125 70510 20000 RepMaint B	47,413.57	50,000.00	50,000.00	44,732.31	50,000.00	52,500.00	5.0%
10014125 70510 20100 RepMaint B	10,553.25	10,000.00	10,000.00	7,407.88	10,000.00	10,000.00	.0%

205





CITY OF BLOOMINGTON, IL
 NEXT YEAR / CURRENT YEAR BUDGET ANALYSIS

PROJECTION: 20244 FY 2024 BUDGET MASTER LEVEL 4

ACCOUNTS FOR:

BCPA	2022 ACTUAL	2023 ORIG BUD	2023 REVISED BUD	2023 ACTUAL	2023 PROJECTION	2024 ADOPTED	PCT CHANGE
10014125 70520 20000 RepMaint V	441.20	200.00	200.00	.00	200.00	300.00	50.0%
10014125 70530 20000 RepMaint O	225.70	3,000.00	3,000.00	214.00	3,000.00	3,000.00	.0%
10014125 70540 20000 RepMt Othr	24,536.23	15,000.00	15,000.00	6,248.51	15,000.00	15,000.00	.0%
10014125 70590 20000 Oth Repair	6,489.62	5,000.00	5,000.00	1,185.48	5,000.00	5,000.00	.0%
10014125 70610 20000 Advertise	63,705.57	75,000.00	75,000.00	60,160.66	75,000.00	77,500.00	3.3%
10014125 70611 20000 PrintBind	11,821.19	15,000.00	15,000.00	11,132.00	15,000.00	15,000.00	.0%
10014125 70631 20000 Dues	2,053.20	5,000.00	5,000.00	4,728.85	5,000.00	5,000.00	.0%
10014125 70632 20000 Pro Develop	3,546.90	6,000.00	6,000.00	1,850.51	6,000.00	7,000.00	16.7%
10014125 70641 20000 Temp Sv	31,504.42	45,000.00	45,000.00	927.80	25,000.00	30,000.00	-33.3%
10014125 70690 20000 Purch Serv	4,417.92	15,000.00	15,000.00	2,752.91	10,000.00	15,000.00	.0%
10014125 70690 20100 Purch Serv	1,212.63	.00	.00	735.00	.00	.00	.0%
10014125 70702 20000 WC Prem	3,876.46	4,100.85	4,100.85	4,100.85	4,100.85	4,548.44	10.9%
10014125 70703 20000 Liab Prem	5,044.20	5,435.81	5,435.81	5,435.81	5,435.81	7,489.36	37.8%
10014125 70704 20000 Prop Prem	3,301.82	4,448.03	4,448.03	4,448.03	4,448.03	5,303.16	19.2%
10014125 70712 20000 WC Claim	28,176.71	25,461.82	25,461.82	25,461.82	25,461.82	28,856.70	13.3%
10014125 70713 20000 Liab Claim	2,608.95	1,697.45	1,697.45	1,697.45	1,697.45	1,956.39	15.3%
10014125 70714 20000 Prop Claim	2,608.95	1,909.64	1,909.64	1,909.64	1,909.64	1,956.39	2.4%
10014125 70720 20000 Ins Admin	4,807.91	4,337.78	4,337.78	4,337.78	4,337.78	4,456.91	2.7%
10014125 71010 20000 Off Supp	7,628.92	5,000.00	5,000.00	1,848.29	3,500.00	5,000.00	.0%
10014125 71017 20000 Postage	6,514.93	10,000.00	10,000.00	4,296.35	7,500.00	10,000.00	.0%
10014125 71024 20000 Janit Supp	5,528.77	12,000.00	12,000.00	3,132.08	11,000.00	12,000.00	.0%
10014125 71024 20100 Janit Supp	171.05	1,500.00	1,500.00	2,217.70	2,500.00	1,750.00	16.7%
10014125 71030 20000 UniformSup	197.15	500.00	500.00	278.25	500.00	7,500.00	1400.0%
10014125 71060 20000 Food	3,320.34	15,000.00	15,000.00	5,398.55	7,000.00	8,000.00	-46.7%
10014125 71070 20000 Fuel	.00	.00	.00	52.52	100.00	.00	.0%
10014125 71080 20000 Maint Supp	.00	300.00	300.00	.00	300.00	300.00	.0%
10014125 71190 20000 Other Supp	8,874.43	15,000.00	15,000.00	4,983.71	15,000.00	33,000.00	120.0%
10014125 71310 20000 Natural Gs	22,202.07	28,000.00	28,000.00	12,625.49	28,000.00	29,000.00	3.6%
10014125 71320 20000 Electricity	101,272.91	110,000.00	110,000.00	99,845.57	110,000.00	116,000.00	5.5%
10014125 71330 20000 Water	13,922.21	15,000.00	15,000.00	12,413.17	15,000.00	15,000.00	.0%
10014125 71340 20000 Telecom	5,130.47	5,500.00	5,500.00	3,836.96	5,500.00	5,500.00	.0%
10014125 71340 20100 Telecom	11,364.86	13,000.00	13,000.00	9,456.14	13,000.00	13,000.00	.0%
10014125 71470 20000 AV Matr1	2,759.97	20,000.00	20,000.00	.00	15,000.00	20,000.00	.0%
10014125 71750 20000 Beverages	4,590.47	10,000.00	10,000.00	386.50	5,500.00	6,500.00	-35.0%
10014125 72140 20000 CO Other	.00	145,000.00	145,000.00	.00	145,000.00	37,500.00	-74.1%
10014125 79150 20000 Bad Debt	10,040.00	.00	.00	.00	.00	.00	.0%
10014125 79980 20000 SpProg Exp	882.67	10,000.00	10,000.00	4,517.60	10,000.00	11,000.00	10.0%
10014125 79990 20000 Othr Exp	194.11	500.00	500.00	739.64	1,000.00	1,000.00	100.0%
10014125 89301 20000 To GBI	560,750.48	560,204.98	560,204.98	560,204.98	560,204.98	560,860.47	.1%
10014125 89307 20000 To 04 MPBd	279,455.80	300,683.50	300,683.50	300,683.50	300,683.50	295,292.40	-1.8%
TOTAL BCPA	144,217.06	371,613.86	371,613.86	-236,314.81	235,043.00	380,542.22	2.4%
TOTAL REVENUE	-2,270,923.75	-2,409,200.00	-2,409,200.00	-2,143,584.87	-2,290,925.00	-2,390,500.00	-.8%
TOTAL EXPENSE	2,415,140.81	2,780,813.86	2,780,813.86	1,907,270.06	2,525,968.00	2,771,042.22	-.4%
GRAND TOTAL	144,217.06	371,613.86	371,613.86	-236,314.81	235,043.00	380,542.22	2.4%

206



CITY OF BLOOMINGTON, IL
 PROJECTION 20245 / BUDGET ENTRY FUTURE YRS REPORT

ORG	OBJECT PROJ	DESC	2025	2026	2027	2028
10014125	BCPA					
10014125 50014 20000		Hm Rule Tx	-1,700,000.00	-1,700,000.00	-1,700,000.00	-1,700,000.00
10014125 53120 20000		St Grants	-17,600.00	-17,600.00	-17,600.00	-17,600.00
10014125 54430 20000		Fac Rntl	-130,000.00	-132,500.00	-135,000.00	-137,500.00
10014125 54430 20100		Fac Rntl	-11,000.00	-11,000.00	-11,000.00	-11,000.00
10014125 54910 20000		ActPgm Inc	.00	.00	.00	.00
10014125 54920 20000		Admin Fee	-480,000.00	-490,000.00	-500,000.00	-510,000.00
10014125 54920 20100		Admin Fee	-2,500.00	-2,500.00	-2,500.00	-2,500.00
10014125 54990 20000		Othr Chgs	-10,000.00	-10,000.00	-10,000.00	-10,000.00
10014125 57035 20000		Concession	-24,000.00	-25,000.00	-26,000.00	-27,000.00
10014125 57036 20000		MerchComm	-2,000.00	-2,000.00	-2,000.00	-2,000.00
10014125 57310 20000		Donations	-200.00	-200.00	-200.00	-200.00
10014125 57390 20000		Othr Cont	-11,000.00	-11,500.00	-12,000.00	-12,500.00
10014125 57490 20000		Othr Reimb	-1,200.00	-1,200.00	-1,200.00	-1,200.00
10014125 57990 20000		Misc Rev	-1,000.00	-1,000.00	-1,000.00	-1,000.00
10014125 57992 20000		ATM Rev	-15,500.00	-15,500.00	-15,500.00	-15,500.00
10014125 61100 20000		Salary FT	550,827.52	567,352.35	584,372.92	601,904.10
10014125 61130 20000		Salary SN	194,670.00	200,510.10	206,525.40	212,721.17
10014125 61150 20000		Salary OT	12,875.00	13,261.25	13,659.09	14,068.86
10014125 62100 20000		Dental Enh	2,201.11	2,267.14	2,335.16	2,405.21
10014125 62110 20000		Group Life	544.00	544.00	544.00	544.00
10014125 62111 20000		Enh Vision	460.00	460.00	460.00	460.00
10014125 62113 20000		BCBS 60/12	56,648.97	58,348.44	60,098.89	61,901.86
10014125 62114 20000		BCBS HSA	12,151.94	12,516.50	12,891.99	13,278.75
10014125 62116 20000		HSA City	2,400.00	2,400.00	2,400.00	2,400.00
10014125 62120 20000		IMRF	38,223.30	39,370.00	40,551.10	41,767.63
10014125 62130 20000		FICA	45,495.10	46,859.95	48,265.75	49,713.72
10014125 62140 20000		Medicare	10,644.02	10,963.34	11,292.24	11,631.01
10014125 62170 20000		UniformAll	900.00	900.00	900.00	900.00
10014125 62330 20000		LIUNA Pen	936.00	936.00	936.00	936.00
10014125 62990 20000		Othr Ben	2,400.00	2,400.00	2,400.00	2,400.00
10014125 70095 20000		CC Fees	7,500.00	7,500.00	7,500.00	7,500.00
10014125 70095 20100		CC Fees	1,000.00	1,000.00	1,000.00	1,000.00
10014125 70218 20000		Artist Fee	365,000.00	380,000.00	395,000.00	410,000.00
10014125 70220 20000		Oth PT Sv	20,000.00	20,000.00	20,000.00	20,000.00
10014125 70420 20000		Rentals	8,000.00	8,000.00	8,000.00	8,000.00
10014125 70430		MFD Lease	2,000.00	2,000.00	2,000.00	2,000.00
10014125 70510 20000		RepMaint B	55,000.00	57,500.00	60,000.00	62,500.00
10014125 70510 20100		RepMaint B	10,000.00	10,000.00	10,000.00	10,000.00
10014125 70520 20000		RepMaint V	309.00	318.27	327.82	337.65
10014125 70530 20000		RepMaint O	3,000.00	3,000.00	3,000.00	3,000.00
10014125 70540 20000		RepMt Othr	15,000.00	15,000.00	15,000.00	15,000.00
10014125 70590 20000		Oth Repair	5,000.00	5,000.00	5,000.00	5,000.00
10014125 70610 20000		Advertise	80,000.00	82,500.00	85,000.00	87,500.00
10014125 70611 20000		PrintBind	15,000.00	15,000.00	15,000.00	15,000.00
10014125 70631 20000		Dues	5,000.00	5,000.00	5,000.00	5,000.00
10014125 70632 20000		Pro Develp	7,500.00	8,000.00	8,500.00	9,000.00
10014125 70641 20000		Temp Sv	35,000.00	37,500.00	40,000.00	42,500.00
10014125 70690 20000		Purch Serv	15,000.00	15,000.00	15,000.00	15,000.00
10014125 70702 20000		WC Prem	4,684.90	4,825.44	4,970.21	5,119.31

207





CITY OF BLOOMINGTON, IL
 PROJECTION 20245 / BUDGET ENTRY FUTURE YRS REPORT

ORG	OBJECT PROJ	DESC	2025	2026	2027	2028
10014125	70703 20000	Liab Prem	7,714.04	7,945.46	8,183.83	8,429.34
10014125	70704 20000	Prop Prem	5,462.25	5,626.12	5,794.90	5,968.75
10014125	70712 20000	WC Claim	29,722.41	30,614.08	31,532.50	32,478.48
10014125	70713 20000	Liab Claim	2,015.08	2,075.53	2,137.80	2,201.93
10014125	70714 20000	Prop Claim	2,015.08	2,075.53	2,137.80	2,201.93
10014125	70720 20000	Ins Admin	4,590.61	4,728.33	4,870.18	5,016.29
10014125	71010 20000	Off Supp	5,000.00	5,000.00	5,000.00	5,000.00
10014125	71017 20000	Postage	10,000.00	10,000.00	10,000.00	10,000.00
10014125	71024 20000	Janit Supp	12,000.00	12,000.00	12,000.00	12,000.00
10014125	71024 20100	Janit Supp	1,750.00	1,750.00	1,750.00	1,750.00
10014125	71030 20000	UniformSup	7,500.00	1,500.00	1,500.00	1,500.00
10014125	71060 20000	Food	8,000.00	8,000.00	8,000.00	8,000.00
10014125	71080 20000	Maint Supp	300.00	300.00	300.00	300.00
10014125	71190 20000	Other Supp	15,000.00	15,000.00	15,000.00	15,000.00
10014125	71310 20000	Natural Gs	30,000.00	31,000.00	32,000.00	33,000.00
10014125	71320 20000	Electricity	122,000.00	128,000.00	134,000.00	140,000.00
10014125	71330 20000	Water	15,000.00	15,000.00	15,000.00	15,000.00
10014125	71340 20000	Telecom	5,500.00	5,500.00	5,500.00	5,500.00
10014125	71340 20100	Telecom	13,000.00	13,000.00	13,000.00	13,000.00
10014125	71470 20000	AV Matrl	20,000.00	20,000.00	20,000.00	20,000.00
10014125	71750 20000	Beverages	7,000.00	7,500.00	8,000.00	8,500.00
10014125	72140 20000	CO Other	.00	.00	.00	.00
10014125	79980 20000	SpProg Exp	12,000.00	13,000.00	14,000.00	15,000.00
10014125	79990 20000	Othr Exp	1,000.00	1,000.00	1,000.00	1,000.00
10014125	89301 20000	To GBI	560,714.07	561,571.03	561,464.90	562,240.77
10014125	89307 20000	To 04 MPBd	.00	.00	.00	.00
	TOTAL BCPA		76,654.40	118,418.86	166,102.48	215,576.76
	TOTAL REVENUE		-2,406,000.00	-2,420,000.00	-2,434,000.00	-2,448,000.00
	TOTAL EXPENSE		2,482,654.40	2,538,418.86	2,600,102.48	2,663,576.76
	GRAND TOTAL		76,654.40	118,418.86	166,102.48	215,576.76

208



**CITY OF BLOOMINGTON, IL
 NEXT YEAR / CURRENT YEAR BUDGET ANALYSIS**
PROJECTION: 20244 FY 2024 BUDGET MASTER LEVEL 4
ACCOUNTS FOR:

			2022	2023	2023	2023	2023	2024	PCT
BCPA Capital Campaign			ACTUAL	ORIG BUD	REVISED BUD	ACTUAL	PROJECTION	ADOPTED	CHANGE
10014130	53120	20100 St Grants	.00	-500,000.00	-500,000.00	-506,078.00	.00	.00	-100.0%
10014130	56010	20000 Int Income	-41.49	.00	.00	-20.87	-25.00	.00	.0%
10014130	70051	A&E Cap	13,122.18	.00	.00	.00	.00	.00	.0%
10014130	72520	20100 Buildings	.00	500,000.00	500,000.00	.00	.00	.00	-100.0%
TOTAL BCPA Capital Campaign			13,080.69	.00	.00	-506,098.87	-25.00	.00	.0%
TOTAL REVENUE			-41.49	-500,000.00	-500,000.00	-506,098.87	-25.00	.00	.0%
TOTAL EXPENSE			13,122.18	500,000.00	500,000.00	.00	.00	.00	.0%
GRAND TOTAL			13,080.69	.00	.00	-506,098.87	-25.00	.00	.0%



MILLER PARK ZOO

10014136



Purpose

The Miller Park Zoo is primarily a zoological collection featuring over 600 animals from all over the world. The Miller Park Zoo is an accredited member of the Association of Zoos & Aquariums (AZA) and participates in many conservations breeding programs for rare and endangered animals. Many exhibits and programs are enjoyed by a wide range of guests. The Zoo features many large indoor and outdoor exhibits including Tropical America Rainforest, ZooLab, Katthoefer Animal Building, Wallaby Walk About, Children's Zoo, Flamingo Exhibit, and new DeBrazza Monkey Exhibit.

FY 2024 Budget & Program Highlights

- Staff will provide educational and recreational opportunities for residents and guests.
- "Green sustainable" concepts will be incorporated around the Zoo.
- Existing programs will be enhanced to increase attendance and awareness of the Zoo.
- Staff will provide the highest quality animal care, education, animal programs and guest experiences possible.
- The staff expects to welcome over 95,000 guests to the Zoo.
- Subsidy level based on a percentage will drop with the addition of the concession stand and parking lot. This aspect is the outcome of the Zoo's Master Plan.

Funding Source

- General Fund and Admission Fees
- Admission prices: \$6.95 for adults, \$4.95 for youth, & \$5.95 for seniors and military, under 3 are free

What we accomplished in FY 2023

- Celebrated the Zoo's 130th year in its rich history.
- Free admission was provided on every Friday in February
- Completed DeBrazza's Monkey exhibit. This exhibit was funded by State Grant for \$600,000.
- Rohrsheib Education Theater completed. This replaces Rainforest Theater. This entire project (~\$100,000) was funded by Miller Park Zoological Society.
- Children's Zoo expansion project including Mulefoot Hog Exhibit and Birthday Shelter. This project (~\$60,000) was completely funded by Miller Park Zoological Society.
- South America Phase I broke ground with a completion date of Spring 2023. This project (\$1,200,00) is being funded by State of Illinois Department of Natural Resources Public Museum Grant, Ewing Zoo Foundation, and Miller Park Zoological Society.
- Updated Logo, Mission and Vision Statements and Values
- A new Zoo Curator and Zoo Director were hired.

Challenges

- The Zoo is preparing for the upcoming AZA Accreditation recertification.
- The Zoo is preparing for certification of the new USDA standards.
- Funding the Master Plan will remain a challenge for the Zoo and Miller Park Zoological Society. Access to the Zoo's Master Plan can be viewed at <http://4.17.232.139/parks/Miller-Park-Zoo/about-the-zoo.htm>.
- COVID-19 restrictions

Fun Facts

- The Miller Park Zoological Society is a non-profit organization dedicated to supporting the rich history of the Miller Park Zoo through fundraising, education, and community outreach. The Society works closely with staff to make the Zoo a better place for the animals, guests, and staff. Two Miller Park Zoological Society employees are currently based at the Zoo and are compensated solely by the Zoological Society.
- The Ewing Zoo Foundation also provides support to the Zoo. This foundation has supported capital projects in the past and currently assists with funding acquisition and shipping costs for animals being added to the collection. This arrangement allows the Zoo to acquire animals and keep a diverse collection for its guests without utilizing operational funds.
- The Miller Park Zoo now manages nearly 600 animals. In 2009, the Zoo managed 300 animals. This number does not include the invertebrate collection.

CITY OF BLOOMINGTON, IL
NEXT YEAR / CURRENT YEAR BUDGET ANALYSIS

PROJECTION: 20244 FY 2024 BUDGET MASTER LEVEL 4

ACCOUNTS FOR:

Miller Park Zoo			2022 ACTUAL	2023 ORIG BUD	2023 REVISED BUD	2023 ACTUAL	2023 PROJECTION	2024 ADOPTED	PCT CHANGE
10014136	53120	St Grants	.00	.00	.00	-25,825.00	-25,825.00	.00	.0%
10014136	54430	Fac Rntl	-16,710.06	-13,000.00	-13,000.00	-30,994.67	-29,000.00	-20,000.00	53.8%
10014136	54870	Mini Golf	-8,994.00	-12,500.00	-12,500.00	-5,021.00	-5,021.00	-5,000.00	-60.0%
10014136	54910	ActPgm Inc	-109,034.94	-93,000.00	-93,000.00	-95,408.00	-93,000.00	-102,300.00	10.0%
10014136	54920	Admin Fee	-347,354.44	-415,000.00	-415,000.00	-324,560.70	-385,000.00	-385,000.00	-7.2%
10014136	57030	SftDk Sale	-410.12	.00	.00	.00	-8,500.00	-8,755.00	.0%
10014136	57035	Concession	-57,585.66	-85,000.00	-85,000.00	-46,480.54	-55,000.00	-57,000.00	-32.9%
10014136	57045	Gift Shop	-181,150.95	-180,000.00	-180,000.00	-155,133.66	-180,000.00	-185,000.00	2.8%
10014136	57050	Tx on Sale	-146.00	-100.00	-100.00	-180.00	-300.00	-310.00	210.0%
10014136	57310	Donations	-14,687.91	-7,500.00	-7,500.00	-3,752.30	-3,000.00	-3,000.00	-60.0%
10014136	57330	Zoo Contrb	-68,450.88	-63,300.00	-63,300.00	-38,021.00	-63,300.00	-63,300.00	.0%
10014136	57331	ZooCs Cont	-8,115.47	-11,000.00	-11,000.00	-7,599.99	-8,000.00	-8,500.00	-22.7%
10014136	57490	Othr Reimb	-88.86	-500.00	-500.00	-1,326.77	-300.00	-200.00	-60.0%
10014136	57901	AnimalFood	.00	-11,000.00	-11,000.00	-4,183.20	-5,000.00	-5,000.00	-54.5%
10014136	57985	Cash StOvr	-53.82	.00	.00	.36	.36	.00	.0%
10014136	57990	Misc Rev	-31,793.77	-37,900.00	-37,900.00	-25,917.40	-27,000.00	-27,500.00	-27.4%
10014136	61100	Salary FT	493,426.36	642,454.00	642,454.00	482,276.66	637,505.46	679,015.00	5.7%
10014136	61130	Salary SN	168,100.19	178,700.00	178,700.00	202,732.69	210,324.41	229,750.00	28.6%
10014136	61150	Salary OT	28,343.82	27,400.00	27,400.00	34,123.44	36,859.22	27,500.00	.4%
10014136	61190	Othr Salry	6,074.72	.00	.00	11,852.47	9,874.40	.00	.0%
10014136	62100	Dental Enh	3,294.81	4,442.00	4,442.00	2,378.95	3,314.63	3,305.00	-25.6%
10014136	62110	Group Life	573.83	748.00	748.00	526.40	711.20	748.00	.0%
10014136	62111	Enh Vision	794.94	1,158.00	1,158.00	648.72	901.80	858.00	-25.9%
10014136	62113	BCBS 60/12	82,426.07	134,366.00	134,366.00	54,839.81	73,896.38	75,870.00	-43.5%
10014136	62114	BCBS HSA	21,653.62	26,939.00	26,939.00	19,262.99	28,574.48	23,596.00	-12.4%
10014136	62115	RHS Contrb	2,488.44	3,000.00	3,000.00	1,513.53	1,922.66	1,800.00	-40.0%
10014136	62116	HSA City	3,200.00	3,200.00	3,200.00	.00	4,800.00	4,800.00	50.0%
10014136	62120	IMRF	61,985.79	64,378.00	64,378.00	49,674.97	59,476.06	47,906.00	-25.6%
10014136	62130	FICA	41,539.55	48,677.00	48,677.00	43,629.24	54,571.21	55,810.00	14.7%
10014136	62140	Medicare	9,715.00	11,391.00	11,391.00	10,203.56	12,763.04	13,057.00	14.6%
10014136	62150	UnEmpl Ins	2,626.01	.00	.00	11,341.51	3,753.51	.00	.0%
10014136	62170	UniformAll	.00	.00	.00	900.00	900.00	900.00	.0%
10014136	62990	Othr Ben	40,400.00	2,400.00	2,400.00	7,390.65	7,380.65	2,400.00	.0%
10014136	70040	Vet Sv	122,931.13	140,000.00	140,000.00	113,454.55	130,000.00	140,000.00	.0%
10014136	70095	CC Fees	513.35	1,250.00	1,250.00	.00	.00	.00	-100.0%
10014136	70430	MFD LEASE	1,254.90	1,350.00	1,350.00	1,257.86	1,350.00	1,350.00	.0%
10014136	70510	RepMaint B	11,195.82	9,840.00	9,840.00	11,630.84	11,500.00	35,000.00	255.7%
10014136	70520	RepMaint V	1,192.70	250.00	250.00	583.33	250.00	1,200.00	380.0%
10014136	70530	RepMaint O	567.31	1,000.00	1,000.00	310.39	300.00	300.00	-70.0%
10014136	70540	RepMt Othr	.00	.00	.00	52.97	52.97	.00	.0%
10014136	70590	Oth Repair	63,622.83	78,400.00	78,400.00	68,319.64	81,659.32	120,000.00	53.1%
10014136	70610	Advertise	16,455.51	17,000.00	17,000.00	19,865.47	17,000.00	22,000.00	29.4%
10014136	70631	Dues	8,780.28	12,845.00	16,845.00	16,365.24	12,845.00	15,000.00	-11.0%

CITY OF BLOOMINGTON, IL
 NEXT YEAR / CURRENT YEAR BUDGET ANALYSIS

PROJECTION: 20244 FY 2024 BUDGET MASTER LEVEL 4

ACCOUNTS FOR:

Miller Park Zoo			2022 ACTUAL	2023 ORIG BUD	2023 REVISED BUD	2023 ACTUAL	2023 PROJECTION	2024 ADOPTED	PCT CHANGE
10014136	70632	Pro Develop	1,697.19	10,900.00	4,900.00	2,580.63	5,000.00	12,000.00	144.9%
10014136	70690	Purch Serv	948.99	4,000.00	4,000.00	2,352.67	2,000.00	2,000.00	-50.0%
10014136	70702	WC Prem	4,344.81	4,887.82	4,887.82	4,887.82	4,887.82	5,848.04	19.6%
10014136	70703	Liab Prem	5,653.64	6,478.97	6,478.97	6,478.97	6,478.97	9,629.25	48.6%
10014136	70704	Prop In Pr	3,700.74	5,301.62	5,301.62	5,301.62	5,301.62	6,818.39	28.6%
10014136	70712	WC Claim	29,663.70	32,283.33	32,283.33	32,283.33	32,283.33	34,469.58	6.8%
10014136	70713	Liab Claim	2,746.64	2,152.22	2,152.22	2,152.22	2,152.22	2,336.92	8.6%
10014136	70714	Prop Claim	2,746.64	2,421.25	2,421.25	2,421.25	2,421.25	2,336.92	-3.5%
10014136	70720	Ins Admin	5,388.80	5,170.22	5,170.22	5,170.22	5,170.22	5,730.35	10.8%
10014136	71010	Off Supp	1,738.42	3,000.00	3,000.00	2,985.49	1,900.00	3,000.00	.0%
10014136	71017	Postage	.00	10.00	10.00	.00	.00	.00	-100.0%
10014136	71024	Janit Supp	7,092.03	8,500.00	8,500.00	11,626.25	11,700.00	12,000.00	41.2%
10014136	71026	Med Supp	77.49	100.00	100.00	124.81	200.00	500.00	400.0%
10014136	71030	UniformSup	10,033.98	6,900.00	6,900.00	6,738.17	6,900.00	7,000.00	1.4%
10014136	71040	Animal Fd	96,795.05	93,000.00	93,000.00	70,583.77	93,000.00	125,000.00	34.4%
10014136	71050	Zoo Supp	4,305.48	6,000.00	6,000.00	20,966.05	15,000.00	6,000.00	.0%
10014136	71053	GShop Purc	71,079.35	76,500.00	76,500.00	80,278.53	80,000.00	90,000.00	17.6%
10014136	71055	Zoo Conser	6,115.49	7,000.00	7,000.00	706.88	6,500.00	7,000.00	.0%
10014136	71060	Food	22,054.00	25,000.00	25,000.00	20,893.05	25,000.00	28,000.00	12.0%
10014136	71070	Fuel	481.51	803.00	803.00	897.32	1,000.00	1,080.75	34.6%
10014136	71080	Maint Supp	19.92	.00	.00	.00	.00	.00	.0%
10014136	71190	Other Supp	31,051.87	10,500.00	10,500.00	11,636.84	15,000.00	23,000.00	119.0%
10014136	71310	Natural Gs	6,665.51	6,000.00	6,000.00	10,346.84	10,000.00	15,000.00	150.0%
10014136	71320	Electricity	37,005.53	36,000.00	36,000.00	29,664.48	40,000.00	56,000.00	55.6%
10014136	71330	Water	72,951.33	70,000.00	70,000.00	62,934.34	72,000.00	86,400.00	23.4%
10014136	71340	Telecom	10,398.12	12,000.00	12,000.00	7,905.97	12,000.00	12,500.00	4.2%
10014136	71410	Books	.00	.00	.00	.00	.00	500.00	.0%
10014136	71720	Wtr Chem	1,064.01	1,250.00	1,250.00	232.18	1,250.00	1,300.00	4.0%
10014136	72130	CO Lcn Veh	.00	.00	.00	.00	.00	43,230.00	.0%
10014136	73401	Lease Prin	4,734.09	4,923.56	4,923.56	3,674.50	4,923.56	2,962.56	-39.8%
10014136	73701	Lease Int	411.30	221.86	221.86	184.57	221.86	38.93	-82.5%
10014136	79990	Othr Exp	365.12	500.00	500.00	68.99	500.00	500.00	.0%
10014136	89241	To Pk Ded	30,846.15	30,846.15	30,846.15	365,153.85	365,153.85	.00	-100.0%
TOTAL Miller Park Zoo			820,757.00	954,038.00	952,038.00	1,171,963.62	1,342,185.46	1,233,481.69	29.6%
TOTAL REVENUE			-844,576.88	-929,800.00	-929,800.00	-764,403.87	-888,245.64	-870,865.00	-6.3%
TOTAL EXPENSE			1,665,333.88	1,883,838.00	1,881,838.00	1,936,367.49	2,230,431.10	2,104,346.69	11.8%
GRAND TOTAL			820,757.00	954,038.00	952,038.00	1,171,963.62	1,342,185.46	1,233,481.69	29.6%

213



CITY OF BLOOMINGTON, IL
 PROJECTION 20245 / BUDGET ENTRY FUTURE YRS REPORT

ORG	OBJECT PROJ DESC	2025	2026	2027	2028
10014136	Miller Park Zoo				
10014136 54430	Fac Rntl	-20,600.00	-21,218.00	-21,850.00	-22,500.00
10014136 54870	Mini Golf	-6,000.00	-6,500.00	-7,000.00	-7,500.00
10014136 54910	ActPgm Inc	-104,300.00	-107,400.00	-109,500.00	-111,690.00
10014136 54920	Admin Fee	-390,000.00	-400,000.00	-410,000.00	-420,000.00
10014136 57030	SftDk Sale	-9,000.00	-9,250.00	-9,500.00	-9,800.00
10014136 57035	Concession	-59,000.00	-61,000.00	-63,000.00	-65,000.00
10014136 57045	Gift Shop	-190,000.00	-196,000.00	-202,000.00	-208,000.00
10014136 57050	Tx on Sale	-320.00	-330.00	-340.00	-350.00
10014136 57310	Donations	-3,000.00	-3,000.00	-3,000.00	-3,000.00
10014136 57330	Zoo Contrb	-63,300.00	-63,300.00	-63,300.00	-63,300.00
10014136 57331	ZooCs Cont	-8,000.00	-8,500.00	-9,000.00	-9,500.00
10014136 57490	Othr Reimb	-200.00	-200.00	-200.00	-200.00
10014136 57901	AnimalFood	-5,000.00	-5,000.00	-5,000.00	-5,000.00
10014136 57990	Misc Rev	-28,000.00	-29,000.00	-30,000.00	-31,000.00
10014136 61100	Salary FT	699,385.45	720,367.01	741,978.02	764,237.37
10014136 61130	Salary SN	236,642.50	243,741.78	251,054.03	258,585.65
10014136 61150	Salary OT	28,325.00	29,174.75	30,049.99	30,951.49
10014136 62100	Dental Enh	3,404.15	3,506.27	3,611.46	3,719.81
10014136 62110	Group Life	748.00	748.00	748.00	748.00
10014136 62111	Enh Vision	858.00	858.00	858.00	858.00
10014136 62113	BCBS 60/12	78,146.10	80,490.48	82,905.20	85,392.35
10014136 62114	BCBS HSA	24,303.88	25,033.00	25,783.99	26,557.51
10014136 62115	RHS Contrb	1,800.00	1,800.00	1,800.00	1,800.00
10014136 62116	HSA City	4,800.00	4,800.00	4,800.00	4,800.00
10014136 62120	IMRF	49,343.18	50,823.48	52,348.18	53,918.63
10014136 62130	FICA	57,484.30	59,208.83	60,985.09	62,814.65
10014136 62140	Medicare	13,448.71	13,852.17	14,267.74	14,695.77
10014136 62170	UniformAll	900.00	900.00	900.00	900.00
10014136 62990	Othr Ben	2,400.00	2,400.00	2,400.00	2,400.00
10014136 70040	Vet Sv	145,000.00	150,000.00	155,000.00	160,000.00
10014136 70430	MFD LEASE	1,400.00	1,450.00	1,500.00	1,550.00
10014136 70510	RepMaint B	37,000.00	38,000.00	39,000.00	40,000.00
10014136 70520	RepMaint V	1,236.00	1,273.08	1,311.27	1,350.61
10014136 70530	RepMaint O	300.00	350.00	350.00	400.00
10014136 70590	Oth Repair	123,600.00	127,300.00	131,000.00	135,000.00
10014136 70610	Advertise	22,000.00	22,000.00	22,000.00	22,000.00
10014136 70631	Dues	16,500.00	18,000.00	20,000.00	22,000.00
10014136 70632	Pro Develop	15,000.00	17,500.00	20,000.00	23,000.00
10014136 70690	Purch Serv	2,000.00	2,100.00	2,100.00	2,200.00
10014136 70702	WC Prem	6,023.48	6,204.19	6,390.31	6,582.02
10014136 70703	Liab Prem	9,918.13	10,215.67	10,522.14	10,837.80
10014136 70704	Prop In Pr	7,022.95	7,233.64	7,450.64	7,674.16
10014136 70712	WC Claim	35,503.67	36,568.78	37,665.84	38,795.81
10014136 70713	Liab Claim	2,407.03	2,479.24	2,553.62	2,630.22
10014136 70714	Prop Claim	2,407.03	2,479.24	2,553.62	2,630.22
10014136 70720	Ins Admin	5,902.26	6,079.33	6,261.71	6,449.56
10014136 71010	Off Supp	3,300.00	3,700.00	4,000.00	4,300.00
10014136 71024	Janit Supp	13,000.00	14,000.00	15,000.00	16,000.00
10014136 71026	Med Supp	500.00	550.00	600.00	650.00



**CITY OF BLOOMINGTON, IL
 PROJECTION 20245 / BUDGET ENTRY FUTURE YRS REPORT**

ORG	OBJECT PROJ	DESC	2025	2026	2027	2028
10014136	71030	UniformSup	7,500.00	8,000.00	9,000.00	10,000.00
10014136	71040	Animal Fd	137,500.00	150,000.00	165,000.00	180,000.00
10014136	71050	Zoo Supp	6,500.00	7,000.00	7,500.00	8,000.00
10014136	71053	GShop Purc	95,000.00	100,000.00	105,000.00	110,000.00
10014136	71055	Zoo Conser	7,500.00	8,000.00	8,500.00	9,000.00
10014136	71060	Food	29,500.00	31,000.00	32,500.00	34,000.00
10014136	71070	Fuel	1,113.17	1,146.57	1,180.96	1,216.39
10014136	71190	Other Supp	24,000.00	25,000.00	27,500.00	30,000.00
10014136	71310	Natural Gs	15,000.00	15,000.00	15,000.00	15,000.00
10014136	71320	Electricity	56,000.00	56,000.00	56,000.00	56,000.00
10014136	71330	Water	86,400.00	86,400.00	86,400.00	86,400.00
10014136	71340	Telecom	12,750.00	13,000.00	13,250.00	13,500.00
10014136	71410	Books	600.00	700.00	750.00	800.00
10014136	71720	Wtr Chem	1,300.00	1,300.00	1,300.00	1,300.00
10014136	72130	CO Lcn Veh	.00	.00	.00	.00
10014136	73401	Lease Prin	.00	.00	.00	.00
10014136	73701	Lease Int	.00	.00	.00	.00
10014136	79990	Othr Exp	600.00	650.00	750.00	800.00
TOTAL Miller Park Zoo			1,246,552.99	1,297,685.51	1,355,689.81	1,415,606.02
TOTAL REVENUE			-886,720.00	-910,698.00	-933,690.00	-956,840.00
TOTAL EXPENSE			2,133,272.99	2,208,383.51	2,289,379.81	2,372,446.02
GRAND TOTAL			1,246,552.99	1,297,685.51	1,355,689.81	1,415,606.02



BLOOMINGTON ICE CENTER

10014160



Purpose

The Bloomington Ice Center is a community ice rink that provides recreational learning programs to increase the awareness of ice sports. It also serves as a rental facility and is used by other local groups that offer other skating activities.

Programs offered:

- Learn to Skate and Learn to Play Hockey
- In House youth and adult hockey leagues
- Birthday Parties and Group Outings that can include Broomball, Curling, skating instruction and educational entertainment opportunities

Practice Ice offered:

- Open Skate
- Freestyle
- Open Hockey (Stick & Puck and Pick Up)
- Broomball for groups

Facility Rental Groups:

- Bloomington Youth Hockey, Inc. (youth travel organization, member of USA Hockey)
- McLean County Youth Hockey Association (high school club organization, member of USA Hockey)
- Illinois State University Men's Ice Hockey (American Collegiate Hockey Association, Mid-America Collegiate Hockey Association and Midwest College Hockey League)
- CIPHL (Central Illinois High School League)
- LLHL (Lincoln Land Hockey League)
- CIGHA (Central Illinois Girls Hockey Association)
- CIFSC (Central Illinois Figure Skating Club)
- BMHC (Bloomington Men's Hockey Club)

FY 2024 Budget & Program Highlights

- Revenue generation has continued to come back strong after COVID. Illinois State Hockey Women's Hockey has been added to the already existing three men's teams. All our youth hockey programs, both travel and in house continue their strength.

Funding Source

The facility is and has always been funded through in house programming and ice rentals.

What we accomplished in FY 2023

- We are now back to programming all our programs without the COVID restrictions.
- We were helpful to the Arena in programming ice rentals in that building. Over 600 hours of programming.

Challenges

- Overcoming seasonal workforce challenges in keeping staff to levels to serve the customers throughout full hours up to 18 hours a day.

Fun Facts

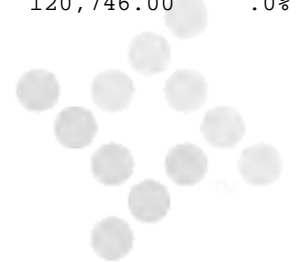
- BIC rents over 600 hours of ice in the Arena which has helped the building stay busy.

CITY OF BLOOMINGTON, IL
 NEXT YEAR / CURRENT YEAR BUDGET ANALYSIS

PROJECTION: 20244 FY 2024 BUDGET MASTER LEVEL 4

ACCOUNTS FOR:

Bloomington Ice Center			2022 ACTUAL	2023 ORIG BUD	2023 REVISED BUD	2023 ACTUAL	2023 PROJECTION	2024 ADOPTED	PCT CHANGE
10014160	54430	Fac Rntl	-468,859.27	-411,364.70	-411,364.70	-394,404.39	-385,427.00	-376,215.00	-8.5%
10014160	54435	Skt Rntl	-25,592.00	-22,650.00	-22,650.00	-20,673.00	-25,000.00	-25,600.00	13.0%
10014160	54910	ActPgm Inc	-121,540.42	-84,000.00	-84,000.00	-63,022.91	-84,000.00	-85,000.00	1.2%
10014160	54920	Admin Fee	-69,990.00	-35,000.00	-35,000.00	-60,371.00	-60,000.00	-68,500.00	95.7%
10014160	54930	HckyRg Fee	-136,799.82	-173,700.00	-173,700.00	-90,009.70	-187,885.00	-186,800.00	7.5%
10014160	54931	FigSkReFee	-30,178.00	-35,000.00	-35,000.00	-20,380.50	-35,000.00	-32,000.00	-8.6%
10014160	54932	Skt Sharpn	-980.00	-900.00	-900.00	-571.00	-1,000.00	-1,250.00	38.9%
10014160	57035	Concession	-48,826.64	-70,000.00	-70,000.00	-47,207.93	-55,255.00	-68,500.00	-2.1%
10014160	57040	Pro Shop	-1,273.00	-1,000.00	-1,000.00	-2,516.23	-2,000.00	-2,000.00	100.0%
10014160	57050	Tx on Sale	-62.00	-100.00	-100.00	-37.00	-100.00	-100.00	.0%
10014160	57317	Spnshp Adv	-3,585.43	-3,000.00	-3,000.00	-2,115.62	-3,000.00	-5,000.00	66.7%
10014160	57985	Cash StOvr	-117.78	.00	.00	28.00	.00	.00	.0%
10014160	57990	Misc Rev	-640.68	.00	.00	.00	.00	.00	.0%
10014160	61100	Salary FT	178,522.66	189,337.00	189,337.00	145,606.20	189,288.05	194,966.00	3.0%
10014160	61130	Salary SN	191,147.99	232,348.00	232,348.00	156,674.10	214,652.22	190,000.00	-18.2%
10014160	61150	Salary OT	1,934.08	.00	.00	1,221.39	2,000.00	2,000.00	.0%
10014160	61190	Othr Salry	4,765.38	.00	.00	.00	.00	.00	.0%
10014160	62100	Dental Enh	541.39	368.00	368.00	416.58	561.50	581.00	57.9%
10014160	62110	Group Life	196.00	204.00	204.00	151.20	201.60	204.00	.0%
10014160	62111	Enh Vision	156.98	101.00	101.00	125.82	167.76	169.00	67.3%
10014160	62113	BCBS 60/12	13,949.02	14,403.00	14,403.00	10,256.22	13,716.64	13,842.00	-3.9%
10014160	62114	BCBS HSA	4,977.24	.00	.00	4,370.49	5,845.11	5,899.00	.0%
10014160	62116	HSA City	1,300.00	1,300.00	1,300.00	.00	1,200.00	1,200.00	-7.7%
10014160	62120	IMRF	27,322.36	18,870.00	18,870.00	16,587.36	21,827.47	13,220.00	-29.9%
10014160	62130	FICA	22,672.58	25,820.00	25,820.00	18,286.02	24,220.50	23,335.00	-9.6%
10014160	62140	Medicare	5,302.71	6,041.00	6,041.00	4,276.57	5,682.02	5,459.00	-9.6%
10014160	62150	UnEmpl Ins	680.25	.00	.00	.00	.00	.00	.0%
10014160	62191	Prot Wear	188.50	.00	.00	.00	.00	.00	.0%
10014160	62990	Othr Ben	1,203.34	1,800.00	1,800.00	1,500.00	1,800.00	1,800.00	.0%
10014160	70095	CC Fees	473.46	600.00	600.00	.00	.00	.00	-100.0%
10014160	70430	MFD Lease	1,307.13	1,200.00	1,200.00	774.43	1,200.00	1,200.00	.0%
10014160	70510	RepMaint B	12,272.77	30,000.00	30,000.00	22,691.11	30,000.00	80,000.00	166.7%
10014160	70530	RepMaint O	434.75	600.00	600.00	.00	500.00	600.00	.0%
10014160	70540	RepMt Othr	4,069.88	4,000.00	4,000.00	637.57	4,000.00	5,000.00	25.0%
10014160	70542	RepMaintNF	2,533.32	5,000.00	5,000.00	523.56	5,000.00	5,500.00	10.0%
10014160	70590	Oth Repair	22.79	.00	.00	.00	2,000.00	.00	.0%
10014160	70610	Advertise	694.40	1,000.00	1,000.00	1,127.20	1,000.00	1,000.00	.0%
10014160	70611	PrintBind	1,333.70	2,000.00	2,000.00	341.11	3,000.00	7,000.00	250.0%
10014160	70631	Dues	1,011.00	900.00	900.00	61.00	900.00	3,500.00	288.9%
10014160	70632	Pro Develp	106.00	1,000.00	1,000.00	1,121.53	3,000.00	3,000.00	200.0%
10014160	70640	OffScorkpr	16,847.00	33,000.00	33,000.00	15,178.00	18,000.00	25,000.00	-24.2%
10014160	70656	TrashRemov	.00	2,250.00	2,250.00	.00	2,250.00	2,250.00	.0%
10014160	70690	Purch Serv	126,221.20	120,746.00	120,746.00	92,990.47	113,500.00	120,746.00	.0%



**CITY OF BLOOMINGTON, IL
 NEXT YEAR / CURRENT YEAR BUDGET ANALYSIS**
PROJECTION: 20244 FY 2024 BUDGET MASTER LEVEL 4
ACCOUNTS FOR:

			2022	2023	2023	2023	2023	2024	PCT
			ACTUAL	ORIG BUD	REVISED BUD	ACTUAL	PROJECTION	ADOPTED	CHANGE
Bloomington Ice Center									
10014160	70702	WC Prem	2,105.70	2,393.62	2,393.62	2,393.62	2,393.62	2,257.28	-5.7%
10014160	70703	Liab Prem	2,740.02	3,172.82	3,172.82	3,172.82	3,716.78	3,716.78	17.1%
10014160	70704	Prop Prem	1,793.55	2,596.26	2,596.26	2,596.26	2,631.82	2,631.82	1.4%
10014160	70712	WC Claim	13,982.65	15,072.25	15,072.25	15,072.25	15,072.25	13,006.78	-13.7%
10014160	70713	Liab Claim	1,294.69	1,004.82	1,004.82	1,004.82	1,004.82	881.82	-12.2%
10014160	70714	Prop Claim	1,294.69	1,130.42	1,130.42	1,130.42	1,130.42	881.82	-22.0%
10014160	70720	Ins Admin	2,611.66	2,531.91	2,531.91	2,531.91	2,531.91	2,211.85	-12.6%
10014160	71010	Off Supp	1,440.54	1,265.00	1,265.00	881.12	1,265.00	1,265.00	.0%
10014160	71017	Postage	9.25	.00	.00	.00	.00	.00	.0%
10014160	71024	Janit Supp	1,862.28	3,500.00	3,500.00	2,148.27	3,500.00	6,000.00	71.4%
10014160	71030	UniformSup	128.01	500.00	500.00	885.55	900.00	1,000.00	100.0%
10014160	71060	Food	26,111.70	30,000.00	30,000.00	24,210.40	30,000.00	35,000.00	16.7%
10014160	71073	FuelNonCit	-37.05	.00	.00	.00	.00	.00	.0%
10014160	71080	Maint Supp	.00	2,250.00	2,250.00	198.00	2,250.00	2,250.00	.0%
10014160	71190	Other Supp	14,961.61	32,000.00	32,000.00	14,212.52	22,000.00	20,000.00	-37.5%
10014160	71310	Natural Gs	25,721.51	16,000.00	16,000.00	28,199.54	35,000.00	24,000.00	50.0%
10014160	71320	Electricity	59,124.19	50,000.00	50,000.00	46,595.26	60,000.00	84,000.00	68.0%
10014160	71330	Water	8,395.72	11,000.00	11,000.00	7,140.59	10,000.00	12,000.00	9.1%
10014160	71340	Telecom	3,040.93	3,100.00	3,100.00	2,108.98	3,000.00	3,100.00	.0%
10014160	71720	Wtr Chem	252.19	300.00	300.00	125.00	300.00	300.00	.0%
10014160	72140	CO Other	15,200.00	.00	.00	.00	.00	300,000.00	.0%
10014160	73401	Lease Prin	26,128.58	27,174.03	27,174.03	20,280.34	27,174.03	16,350.95	-39.8%
10014160	73701	Lease Int	2,270.08	1,224.53	1,224.53	1,018.67	1,224.53	214.89	-82.5%
TOTAL Bloomington Ice Center			-75,824.66	62,388.96	62,388.96	-30,457.01	51,361.53	387,574.99	521.2%
TOTAL REVENUE			-908,445.04	-836,714.70	-836,714.70	-701,281.28	-838,667.00	-850,965.00	1.7%
TOTAL EXPENSE			832,620.38	899,103.66	899,103.66	670,824.27	890,028.53	1,238,539.99	37.8%
GRAND TOTAL			-75,824.66	62,388.96	62,388.96	-30,457.01	51,361.53	387,574.99	521.2%





CITY OF BLOOMINGTON, IL
 PROJECTION 20245 / BUDGET ENTRY FUTURE YRS REPORT

ORG	OBJECT PROJ	DESC	2025	2026	2027	2028
10014160	Bloomington Ice Center					
10014160 54430	Fac Rntl		-376,215.00	-376,215.00	-376,215.00	-376,215.00
10014160 54435	Skt Rntl		-25,000.00	-25,600.00	-25,000.00	-25,600.00
10014160 54910	ActPgm Inc		-84,000.00	-85,000.00	-84,000.00	-85,000.00
10014160 54920	Admin Fee		-68,500.00	-68,500.00	-68,500.00	-68,500.00
10014160 54930	HckyRg Fee		-186,800.00	-186,800.00	-186,800.00	-186,800.00
10014160 54931	FigSkReFee		-32,000.00	-32,000.00	-32,000.00	-32,000.00
10014160 54932	Skt Sharpn		-1,250.00	-1,250.00	-1,250.00	-1,250.00
10014160 57035	Concession		-68,500.00	-68,500.00	-68,500.00	-68,500.00
10014160 57040	Pro Shop		-2,000.00	-2,000.00	-2,000.00	-2,000.00
10014160 57050	Tx on Sale		-100.00	-100.00	-100.00	-100.00
10014160 57317	Spnshp Adv		-5,000.00	-5,000.00	-5,000.00	-5,000.00
10014160 61100	Salary FT		200,814.98	206,839.43	213,044.61	219,435.95
10014160 61130	Salary SN		195,700.00	201,571.00	207,618.13	213,846.67
10014160 61150	Salary OT		2,060.00	2,121.80	2,185.45	2,251.02
10014160 62100	Dental Enh		598.43	616.38	634.87	653.92
10014160 62110	Group Life		204.00	204.00	204.00	204.00
10014160 62111	Enh Vision		169.00	169.00	169.00	169.00
10014160 62113	BCBS 60/12		14,257.26	14,684.98	15,125.53	15,579.29
10014160 62114	BCBS HSA		6,075.97	6,258.25	6,446.00	6,639.38
10014160 62116	HSA City		1,200.00	1,200.00	1,200.00	1,200.00
10014160 62120	IMRF		13,616.60	14,025.10	14,445.85	14,879.23
10014160 62130	FICA		24,035.05	24,756.10	25,498.78	26,263.75
10014160 62140	Medicare		5,622.77	5,791.45	5,965.20	6,144.15
10014160 62990	Othr Ben		1,800.00	1,800.00	1,800.00	1,800.00
10014160 70430	MFD Lease		1,200.00	1,200.00	1,200.00	1,200.00
10014160 70510	RepMaint B		80,000.00	80,000.00	80,000.00	80,000.00
10014160 70530	RepMaint O		600.00	600.00	600.00	600.00
10014160 70540	RepMt Othr		5,000.00	5,000.00	5,000.00	5,000.00
10014160 70542	RepMaintNF		5,500.00	5,500.00	5,500.00	5,500.00
10014160 70610	Advertise		1,000.00	1,000.00	1,000.00	1,000.00
10014160 70611	PrintBind		7,000.00	7,000.00	7,000.00	7,000.00
10014160 70631	Dues		3,500.00	3,500.00	3,500.00	3,500.00
10014160 70632	Pro Develop		3,000.00	3,000.00	3,000.00	3,000.00
10014160 70640	OffScorkpr		25,000.00	25,000.00	25,000.00	25,000.00
10014160 70656	TrashRemov		2,250.00	2,250.00	2,250.00	2,250.00
10014160 70690	Purch Serv		120,746.00	120,746.00	120,746.00	120,746.00
10014160 70702	WC Prem		2,324.99	2,394.74	2,466.59	2,540.58
10014160 70703	Liab Prem		3,828.28	3,943.13	4,061.42	4,183.27
10014160 70704	Prop Prem		2,710.78	2,792.10	2,875.86	2,962.14
10014160 70712	WC Claim		13,396.99	13,798.90	14,212.86	14,639.25
10014160 70713	Liab Claim		908.27	935.52	963.58	992.49
10014160 70714	Prop Claim		908.27	935.52	963.58	992.49
10014160 70720	Ins Admin		2,278.20	2,346.55	2,416.95	2,489.45
10014160 71010	Off Supp		1,265.00	1,265.00	1,265.00	1,265.00
10014160 71024	Janit Supp		6,000.00	6,000.00	6,000.00	6,000.00
10014160 71030	UniformSup		1,000.00	1,000.00	1,000.00	1,000.00
10014160 71060	Food		35,000.00	35,000.00	35,000.00	35,000.00
10014160 71080	Maint Supp		2,250.00	2,250.00	2,250.00	2,250.00
10014160 71190	Other Supp		22,000.00	22,000.00	22,000.00	22,000.00





CITY OF BLOOMINGTON, IL
PROJECTION 20245 / BUDGET ENTRY FUTURE YRS REPORT

ORG	OBJECT PROJ	DESC	2025	2026	2027	2028
10014160 71310		Natural Gs	24,000.00	24,000.00	24,000.00	24,000.00
10014160 71320		Electricity	84,000.00	84,000.00	84,000.00	84,000.00
10014160 71330		Water	12,000.00	12,000.00	12,000.00	12,000.00
10014160 71340		Telecom	3,100.00	3,100.00	3,100.00	3,100.00
10014160 71720		Wtr Chem	300.00	300.00	300.00	300.00
10014160 72140		CO Other	.00	450,000.00	.00	.00
10014160 73401		Lease Prin	.00	.00	.00	.00
10014160 73701		Lease Int	.00	.00	.00	.00
	TOTAL	Bloomington Ice Center	88,855.84	551,929.95	118,644.26	132,612.03
	TOTAL	REVENUE	-849,365.00	-850,965.00	-849,365.00	-850,965.00
	TOTAL	EXPENSE	938,220.84	1,402,894.95	968,009.26	983,577.03
	GRAND	TOTAL	88,855.84	551,929.95	118,644.26	132,612.03



SPECIAL OPPORTUNITIES AVAILABLE IN RECREATION (S.O.A.R.) 10014170



Purpose

The S.O.A.R. program exists to maintain and enhance the quality of life for individuals with disabilities through comprehensive, specialized recreation programs, activities, and events. S.O.A.R. is a division of the Parks and Recreation Department and provides therapeutic recreation services in five component areas: Cultural Arts, Special Events, Special Interest, Youth and Sports & Fitness. S.O.A.R. also receives annual funding from the Town of Normal.

Authorization

The City of Bloomington Parks & Recreation Department and its related activities have been codified in Chapter 19 & Chapter 31 of the City Code.

FY 2024 Budget & Program Highlights

S.O.A.R. offers access to affordable, family-oriented activities.

- Programs are kept at an affordable cost and reduced fees are offered for those who might not otherwise be able to participate.
- Payment plans and reduced fees are offered for those who meet financial requirements. These costs are offset by donations.

S.O.A.R. provides Choices for Entertainment and Recreation:

- Individuals and/or families have the choice of programs in the areas of arts & crafts, dance, special interest, special events, sports, and fitness.

Funding Source

Program fees and donations with the remaining balance paid 60% by Bloomington and 40% by Normal.

What we accomplished in FY 2023

- At the start of the fiscal year, we had lifted our masks restrictions and were slowly starting to offer more in-person programming along with slowly increasing the maximum number of participants we could allow in a program at a time. We did see an increase in participation through this time, especially in our youth programming. During the summer, we had new participants participating in our youth programming (ages 8-21). In the Fall, we were able to start our SOAR for Starters program back up (ages 4-7) as we have not had to cancel the program since 2019 due to low registration numbers. We are also seeing an increase in our adult population and since COVID we have been able to add new programming for our adult population as well.
- We also have slowly brought door-to-door transportation back and have seen an increase in participation due to participant's who weren't able to attend programs because of transportation are able to now.

Performance Measurements

S.O.A.R.	FY 2022 Actual	FY 2023 Adopted Budget	FY 2023 Projected	FY 2024 Adopted Budget
Outputs:				
Programs offered				
Cultural Arts programs	19	23	21	23
Fitness/Recreation programs	23	21	23	23
Special Event programs	31	50	37	50
Special Interest programs	16	23	25	25
Special Olympic programs	17	17	17	18
Youth/Teen Programs	37	31	36	36
Programs that offered door to door transportation	0	60	31	60
Participation:				
Cultural Arts	858	1,512	1,128	1,512
Participants- Fitness	2,282	2,134	2,185	2,185
Participants- Special Events	432	1,530	752	1,530
Participants- Special Interest	706	1,034	1,080	1,080
Participants-Special Olympics	1,789	2,070	1,934	2,070
Participants-Youth/Teen	457	1,150	620	1,150
Participants-Transportation	0	434	246	434

Challenges

- At this time, we have lifted our mask restrictions and are allowing our participants to choose whether they would like to wear a mask or not along with supporting their decision. We are still following the CDC and City of Bloomington COVID-19 guidelines with both participants and staff. We have slowly been increasing the number of programs that we offer but are not quite where we were before COVID-19. Due to this, we are not quite up to the participation number that we were before COVID-19, but as we have increased the number of programs that we have offered, we are seeing an increase in participation. We are hopefully that in the next coming program sessions that we will get back up to speed.

Fun Facts

- During Fiscal Year 2023, we have had the opportunity to introduce new programming to SOAR along with slowly bringing back programs that we were offering before the pandemic. As we were planning for our Summer 2022 programming we were still under mask and travel guidelines due to the COVID-19 pandemic and got creative with our programming. We offered programs that consisted of participants going to different parks around Bloomington and playing an outdoor game, watching movies on our big blow-up screen and Lincoln Leisure Center, and doing an outdoor dance to hopefully bring back our dances in the Fall. In the Fall, we brought back our Halloween Dance in a smaller capacity than normal, and it was very successful. We will be looking at bringing back our Martial Arts program along with going to shows at the BCPA this Spring.

- During this Fiscal Year, our Special Olympics athletes were successfully able to participate in Special Olympics sporting tournaments and one of our tennis athlete's and his unified partner got selected to go to Special Olympics World Games in Germany in June 2023.



CITY OF BLOOMINGTON, IL
 NEXT YEAR / CURRENT YEAR BUDGET ANALYSIS

PROJECTION: 20244 FY 2024 BUDGET MASTER LEVEL 4

ACCOUNTS FOR:

SOAR	2022 ACTUAL	2023 ORIG BUD	2023 REVISED BUD	2023 ACTUAL	2023 PROJECTION	2024 ADOPTED	PCT CHANGE		
10014170 53350		Tn of Nrml	-127,608.00	-131,489.00	-131,489.00	-131,489.00	-131,489.00	-134,503.00	2.3%
10014170 54910		ActPgm Inc	-36,803.16	-37,000.00	-37,000.00	-23,689.50	-34,402.50	-47,000.00	27.0%
10014170 57310		Donations	-12,500.00	-6,000.00	-6,000.00	-11,730.79	-8,000.00	-6,000.00	.0%
10014170 61100		Salary FT	126,863.04	123,127.00	123,127.00	94,251.99	122,527.58	126,203.00	2.5%
10014170 61130		Salary SN	40,648.79	131,945.00	131,945.00	65,148.40	101,393.40	142,360.00	7.9%
10014170 61150		Salary OT	.00	.00	.00	262.13	500.00	300.00	.0%
10014170 61190		Othr Salry	6,430.77	.00	.00	.00	.00	.00	.0%
10014170 62100		Dental Enh	666.00	183.00	183.00	416.29	561.50	581.00	217.5%
10014170 62109		ENH HMO	8,871.09	.00	.00	.00	.00	.00	.0%
10014170 62110		Group Life	139.78	136.00	136.00	100.59	134.40	136.00	.0%
10014170 62111		Enh Vision	154.43	101.00	101.00	149.96	200.16	202.00	100.0%
10014170 62113		BCBS 60/12	7,669.53	.00	.00	10,256.22	13,716.64	13,842.00	.0%
10014170 62114		BCBS HSA	5,934.65	6,138.00	6,138.00	4,361.47	5,845.11	5,899.00	-3.9%
10014170 62116		HSA City	1,300.00	1,300.00	1,300.00	.00	1,200.00	1,200.00	-7.7%
10014170 62120		IMRF	15,280.47	11,833.00	11,833.00	8,785.86	10,736.76	8,579.00	-27.5%
10014170 62130		FICA	10,086.95	15,489.00	15,489.00	9,422.33	12,997.55	16,034.00	3.5%
10014170 62140		Medicare	2,359.07	3,624.00	3,624.00	2,203.59	3,082.65	3,752.00	3.5%
10014170 62990		Othr Ben	1,000.00	.00	.00	100.00	100.00	.00	.0%
10014170 70420		Rentals	300.00	700.00	700.00	.00	600.00	700.00	.0%
10014170 70610		Advertise	25.44	.00	.00	50.00	50.00	700.00	.0%
10014170 70611		PrintBind	3,047.73	3,300.00	6,300.00	4,088.07	5,000.00	8,250.00	31.0%
10014170 70631		Dues	.00	590.00	590.00	.00	90.00	590.00	.0%
10014170 70632		Pro Develp	1,550.84	2,800.00	2,800.00	1,592.36	2,600.00	2,800.00	.0%
10014170 70690		Purch Serv	4,790.80	14,000.00	11,000.00	4,141.19	8,500.00	14,000.00	27.3%
10014170 70702		WC Prem	1,349.79	1,437.25	1,437.25	1,437.25	1,437.25	1,602.86	11.5%
10014170 70703		Liab Prem	1,756.40	1,905.13	1,905.13	1,905.13	1,905.13	2,639.23	38.5%
10014170 70704		Prop Prem	1,149.70	1,558.93	1,558.93	1,558.93	1,558.93	1,868.82	19.9%
10014170 70712		WC Claim	8,825.74	8,916.80	8,916.80	8,916.80	8,916.80	9,067.90	1.7%
10014170 70713		Liab Claim	817.20	594.45	594.45	594.45	594.45	614.77	3.4%
10014170 70714		Prop Claim	817.20	668.76	668.76	668.76	668.76	614.77	-8.1%
10014170 70720		Ins Admin	1,674.12	1,520.29	1,520.29	1,520.29	1,520.29	1,570.60	3.3%
10014170 71060		Food	3,022.96	8,349.00	8,349.00	2,800.67	5,000.00	8,500.00	1.8%
10014170 71190		Other Supp	1,637.66	7,077.00	7,077.00	1,967.95	4,000.00	7,000.00	-1.1%
10014170 71340		Telecom	732.12	773.00	773.00	470.07	773.00	800.00	3.5%
10014170 72130		CO Lcn Veh	101,270.00	.00	.00	.00	.00	.00	.0%
10014170 79980		SpProg Exp	3,582.90	7,350.00	7,350.00	5,784.70	5,000.00	7,350.00	.0%
10014170 85100		Fm General	-165,862.00	-165,862.00	-165,862.00	-165,862.00	-165,862.00	-175,754.00	6.0%
10014170 89100		To General	25,000.00	25,000.00	25,000.00	25,000.00	25,000.00	25,000.00	.0%
TOTAL SOAR			45,982.01	40,065.61	40,065.61	-74,815.84	6,456.86	49,499.95	23.5%
TOTAL REVENUE			-342,773.16	-340,351.00	-340,351.00	-332,771.29	-339,753.50	-363,257.00	6.7%
TOTAL EXPENSE			388,755.17	380,416.61	380,416.61	257,955.45	346,210.36	412,756.95	8.5%
GRAND TOTAL			45,982.01	40,065.61	40,065.61	-74,815.84	6,456.86	49,499.95	23.5%

225



**CITY OF BLOOMINGTON, IL
 PROJECTION 20245 / BUDGET ENTRY FUTURE YRS REPORT**

ORG	OBJECT PROJ	DESC	2025	2026	2027	2028
10014170	SOAR					
10014170 53350		Tn of Nrml	-137,208.00	-140,131.00	-143,113.00	-146,153.00
10014170 54910		ActPgm Inc	-47,000.00	-47,000.00	-47,000.00	-47,000.00
10014170 57310		Donations	-6,000.00	-6,000.00	-6,000.00	-6,000.00
10014170 61100		Salary FT	129,989.09	133,888.76	137,905.43	142,042.59
10014170 61130		Salary SN	146,630.80	151,029.72	155,560.62	160,227.43
10014170 61150		Salary OT	309.00	318.27	327.82	337.65
10014170 62100		Dental Enh	598.43	616.38	634.87	653.92
10014170 62110		Group Life	136.00	136.00	136.00	136.00
10014170 62111		Enh Vision	202.00	202.00	202.00	202.00
10014170 62113		BCBS 60/12	14,257.26	14,684.98	15,125.53	15,579.29
10014170 62114		BCBS HSA	6,075.97	6,258.25	6,446.00	6,639.38
10014170 62116		HSA City	1,200.00	1,200.00	1,200.00	1,200.00
10014170 62120		IMRF	8,836.37	9,101.46	9,374.50	9,655.74
10014170 62130		FICA	16,515.02	17,010.47	17,520.78	18,046.41
10014170 62140		Medicare	3,864.56	3,980.50	4,099.91	4,222.91
10014170 70420		Rentals	700.00	700.00	700.00	700.00
10014170 70610		Advertise	300.00	300.00	300.00	300.00
10014170 70611		PrintBind	8,500.00	8,750.00	9,000.00	9,250.00
10014170 70631		Dues	590.00	590.00	590.00	590.00
10014170 70632		Pro Develop	2,800.00	2,800.00	2,800.00	2,800.00
10014170 70690		Purch Serv	14,000.00	14,000.00	14,000.00	14,000.00
10014170 70702		WC Prem	1,650.95	1,700.48	1,751.49	1,804.03
10014170 70703		Liab Prem	2,718.41	2,799.96	2,883.96	2,970.48
10014170 70704		Prop Prem	1,924.88	1,982.63	2,042.11	2,103.37
10014170 70712		WC Claim	9,339.94	9,620.14	9,908.74	10,206.01
10014170 70713		Liab Claim	633.22	652.21	671.78	691.93
10014170 70714		Prop Claim	633.22	652.21	671.78	691.93
10014170 70720		Ins Admin	1,617.72	1,666.25	1,716.24	1,767.73
10014170 71060		Food	8,500.00	8,500.00	8,500.00	8,500.00
10014170 71190		Other Supp	7,000.00	7,000.00	7,000.00	7,000.00
10014170 71340		Telecom	800.00	800.00	800.00	800.00
10014170 79980		SpProg Exp	7,350.00	7,350.00	7,350.00	7,350.00
10014170 85100		Fm General	-180,812.00	-185,197.00	-189,669.00	-194,230.00
10014170 89100		To General	25,000.00	25,000.00	25,000.00	25,000.00
	TOTAL SOAR		51,652.84	54,962.67	58,437.56	62,085.80
	TOTAL REVENUE		-371,020.00	-378,328.00	-385,782.00	-393,383.00
	TOTAL EXPENSE		422,672.84	433,290.67	444,219.56	455,468.80
	GRAND TOTAL		51,652.84	54,962.67	58,437.56	62,085.80



POLICE 10015110



Purpose

As an exemplary law enforcement agency, the City of Bloomington Police Department proactively fights crime and discourages wrongdoing. The Police Department enforces laws fairly and equally, upholding the rights of all; while promoting transparency and accountability. The department continues to develop and strengthen community relationships. The police department will follow the new State of Illinois, SAFE-T and Pre-trial Fairness Acts, which has new accountability, certification, training, rules for the accused, and other direct responsibilities.

The goals for the Bloomington Police Department are:

1. Reduce crime and fear of crime
 2. Improve the quality of life in neighborhoods
 3. Maintain advances in law enforcement technology
 4. Strengthen and diversify our workforce
- The Patrol Division is one of several core components of the police department. The Patrol Division requires the most personnel, training, and equipment to accomplish the mission. The Patrol Division's primary responsibility is providing crime and traffic safety, security, crime reporting, crime prevention, and crime solving to the community on a 24/7 basis, 365 days-a-year.
 - The Criminal Investigation Division (CID) is responsible for the investigation of crimes which require resources beyond the Patrol Division's response due to offense complexity, severity, and demand for specialized investigative techniques. CID has detectives and officers who focus on a broad array of crimes in addition to personnel with specialized training in the following areas:
 - o Homicides
 - o Violent Crimes
 - o Sexual Crimes, including those involving children
 - o Arson
 - o Domestic Violence
 - o Street Crimes
 - o Cyber Crimes
 - o Financial Crimes
 - o Crime Scene PROCESSING
 - The Special Weapons and Tactics team (SWAT) is comprised of officers from other assignments and responds on an as needed basis. SWAT serves high-risk search warrants and responds to incidents of violence and ongoing threats such as hostage situations, barricaded subjects, and active shooter scenarios. This team works intentionally to ensure preparedness and increase capabilities.
 - The Crisis Negotiations Unit (CNU) is comprised of officers from other assignments. These officers are specially trained in negotiations and establishing rapport with individuals who have taken hostages and/or barricaded themselves while threatening harm to hostages, themselves, the public, or officers. CNU often responds with SWAT for such situations.

- The Community Engagement Unit (CEU) is led by one sergeant and supplemented by the Public Information Officer (PIO), the Neighborhood Focus Team (NFT), and several officers who participate in various engagement activities of the CEU. The CEU's mission is to promote the department and establish meaningful relationships with members of the community. In addition to the benefit of having positive relationships, the efforts of the CEU and all officers of the Bloomington Police Departments allows our agency to be effective, legitimate, and supported.
 - The PIO establishes and nurtures relationships with the media and the public. The PIO plays a critical role in keeping residents informed in both the day-to-day business of the police department and during critical incidents. The PIO provides a vital conduit for information exchange between the police department, media, and the public promoting effective partnerships
 - The Neighborhood Focus Team (NFT) manages recurring issues in neighborhoods which require an ongoing targeted response. These issues may include things like abandoned vehicles and towing, dog bites, neighbor disputes, speed complaints, code violations, and sex offender compliance enforcement and checks. This unit provides police presence as both witness and security during administrative hearings
- The Crime Intelligence and Analysis Unit (CIAU) monitors public safety threats, crime and traffic issues within the city and identifies trends. Their analysis of this information is used to assess the effectiveness of strategies currently in use to achieve department goals. The information obtained is used to create or modify approaches and coordinate resources appropriately.
- The School Districts and the City of Bloomington partner to provide 3 School Resource Officers (SRO). The SROs promote the safety and security of students and faculty at the schools. They also handle most public safety and crime incidents occurring on school grounds, reducing the need for a patrol response to the schools.
- Community Service Officers (CSO) are non-sworn personnel, which staff the front desk and assist residents who come to the police department to report minor crime, public safety matters and crashes, sex offender registration, and administrative towing functions. This allows officers to focus on patrol duties.
- The Evidence and Records Unit is responsible for the records and evidence generated by the police department. This unit is responsible for fulfilling FOIA requests and entry of certain records into various databases, along with monitoring and preparing for relevant administrative hearings.
- In-keeping with the department's strategic plan, the agency has placed an emphasis on Officer Wellness which assists the officer in creating a healthy work/life balance while offering on-going training and resources for them and their families.
- The department provides additional patrols for the downtown area to maintain a safe environment and deter bad actors. Historically, calls for service have increased on Thursday, Friday, and Saturday nights due to the lively atmosphere on those nights. The department is committed to increasing public safety with officer presence at gatherings attended by many community members and visitors at city events and public venues.
- The department contracts with McLean County Animal control for animal control services 24 hours a day
- The City has an intergovernmental agreement with the McLean County Jail to provide booking services. This service includes intake and booking of persons arrested by the police.

FY 2024 Budget & Program Highlights

- The Bloomington Police Department will continue to work toward the declared goals by ensuring personnel are competent, well trained, and engaging. The police department will continue to build on successful recruitment efforts realized during 2022 seeking to promote diversity. The health and welfare of our employees is essential to an effective workforce so the department will continue to make officer wellness a priority as well after having built a functioning program which has already delivered benefits.
- The Bloomington Police Department will use the Pillars identified by The President's Task Force on 21st Century Policing to guide our agency in accomplishing our goals. Those Pillars are:
 1. Building Trust and Legitimacy
 2. Policy and Oversight
 3. Technology and Social Media
 4. Community Policing and Crime Reduction
 5. Training and Education
 6. Officer Wellness and Safety
- The Bloomington Police Department's extensive use of social media continues to promote community awareness and involvement with the department both socially and professionally.
- The Bloomington Police Department will continue to work with recognized community organizations with an established track record of community service to develop, implement and evaluate community programs. These programs will promote police community partnerships in addressing safety and chronic problems affecting neighborhoods.

What we accomplished in FY 2023

- The Bloomington Police Department created the Community Engagement Unit in 2022 which has participated in a myriad of different events during the year and afforded the opportunities for all officers to participate. This has been an added benefit of building trust and expanding relationships for all those involved.
- The Bloomington Police Department saw several new hires of police officers and dispatchers, which is greatly welcomed by the rank and file of the agency. During 2022 the police department felt the pinch of low staffing and our dedicated personnel rose to the challenge and continued to serve their community selflessly, making our agency proud.
- The Bloomington Police Department successfully negotiated a new contract with Axon for body worn cameras, digital media storage, tasers, interview rooms and squad car cameras. This contract provides an economical way to provide officers with the tools and efficiencies needed to perform their duties effectively, efficiently and in compliance with state law.
- The Bloomington Police Department partnered with the Illinois Art Station to paint a mural at Miller Park. The partnership allowed police officer engagement with numerous youths.
- The Bloomington Police Department held a promotional test session for the ranks of Sergeant and Lieutenant. This is imperative for preparing and identifying the department's future leadership.
- The Bloomington Police Department has partnered with Country Financial, Wal-Mart, and Advanced Auto to commence a Lights On! program for patrol officers to provide repair vouchers for automobile lighting repairs.

- The Bloomington Police Department has joined the Illinois State Police, Task Force 6 group to address drug, gun, and gang crimes in the City of Bloomington. This force multiplier will positively impact public safety.
- The Bloomington Police Department established an Automatic License Plate Reader (ALPR) program to enhance public safety and criminal investigation outcomes.
- The Bloomington Police Department has equipped each sworn officer with T-Mobile Cellular smartphones. Officers have phones at the ready to directly communicate with the public and team members as needed. These phones also allow for the use of various applications which are needed to effectively serve the public. The phone service is free, and the devices were purchased with a grant.
- The Bloomington Police Department has worked with City Legal to enhance penalties for loud parties to deter neighborhood disruptions and hold loud party hosts accountable.

Bloomington Police Department Recruitment Plan

- The Chief of Police shall ensure the department's recruiting efforts are designed to attract a high quality and diverse applicant pool. The department will continue to develop methods to encourage qualified female and minority candidates to join the department. The department will collaborate with, the Human Resources Department, to conduct initial dispatcher and police applicant testing.
- The department will also strive to recruit high quality experienced officers from other law enforcement agencies. Recruiting both experienced officers and new hires ensures a larger pool of candidates with diverse backgrounds.

An Area to Improve Upon is Staffing

- The department will continue to strive to reach goals outlined in the recruiting plan to increase diversity and reach full authorized staffing. A newly established recruitment team has paid dividends in 2022 and this will continue into 2023 and beyond. (21st Century Policing: Pillar 1, recommendation 1.8)

Performance Measurements

Police Department (employee count includes Communication Center)	FY 2022 Actual	FY 2023 Adopted Budget	FY 2023 Projected	FY 2024 Adopted Budget
Inputs:				
Sworn Full Time Employees	124	124	128	128
Civilian Full Time Employees	33	33	35	35
Officers Assigned to Patrol	65	65	65	65
**Number of Police Vehicles	85	84	84	86
Outputs:				
Number of CFS per Patrol Office FTE's	488	550	517	480
Injury-Producing Traffic Accidents per 1,000 Population	4.3	4.3	4.3	4.0
DUI Arrests per 1,000 Population	4.6	4.6	3.4	3.5
Total Police Reports	6,500	6,500	6,907	6,861
**Vehicles are replaced relative to their mileage, hours, condition, age, maintenance costs and what the vehicle is used for. The department does not limit the fleet to one make and model of vehicle to reduce the impact of any safety recalls which could otherwise put the whole fleet out of service. Vehicles are purchased via a state bid or the Northwest Municipal Suburban Contract. The advantage to this purchasing practice is it provides competitive pricing via the bidding process employed, and standard specifications are established.				

Challenges

Adversity is not new to law enforcement, nor are the specific challenges we face. The Bloomington Police Department will optimistically stay the course from last year and continue to mitigate the impact or wholly resolve the challenges noted below:

Staffing - As the responsibilities for the department increase, so does the necessity to have officers and specialty units with a broad understanding of all nuances of the job. This results in an increased need for training to provide knowledge in those areas. The department will strive to recruit the best possible employees to provide exceptional service to the residents of Bloomington.

New Technology - As new law enforcement technology is developed; the department will review and research new technologies to make informed decisions on what items would best assist the department in becoming more effective and efficient in the service to our residents. An additional consideration resulting from the proliferation of technology-based solutions to law enforcement is supporting equipment software beyond the initial purchase. Maintenance agreements and other associated costs will continue to grow and impact the police department budget. Mandates and recommendations are being directed to law enforcement which will require exploring, adopting, and embracing new technologies.

High Crime and Crash Areas - Calls for service are a significant indicator of a high crime and traffic areas. When a crash and high crime area is identified, the police will respond with appropriate resources as they are available. These areas can move and shift in response to police presence and activity. The department will continue to use technology and community involvement to identify and respond to high crash and crime areas.

Fun Facts

The City of Bloomington Police Department is authorized the following staffing, the Police Chief, 3 Assistant Police Chiefs, 6 Lieutenants, 16 Sergeants, and a total of 128 Police Officers, 16 Professional Support Staff, 1 seasonal support staff, and 4 seasonal background investigators.



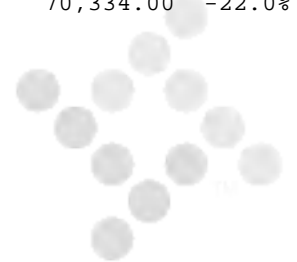
CITY OF BLOOMINGTON, IL
 NEXT YEAR / CURRENT YEAR BUDGET ANALYSIS

PROJECTION: 20244 FY 2024 BUDGET MASTER LEVEL 4

ACCOUNTS FOR:

Police Administration			2022 ACTUAL	2023 ORIG BUD	2023 REVISED BUD	2023 ACTUAL	2023 PROJECTION	2024 ADOPTED	PCT CHANGE
10015110	50017	CannabisUT	-123,643.82	-125,000.00	-125,000.00	-82,058.43	-130,000.00	-150,000.00	20.0%
10015110	53110	Fed Grants	.00	.00	.00	-2,351.02	.00	.00	.0%
10015110	53120	St Grants	.00	-1,000.00	-1,000.00	.00	-1,000.00	-1,000.00	.0%
10015110	53155	JAG Grant	-50,162.43	-25,000.00	-25,000.00	.00	-24,549.00	-30,000.00	20.0%
10015110	53311	IL Pull Tb	-2,627.60	.00	.00	-4,637.35	-4,637.35	.00	.0%
10015110	53312	IL Veh Use	-36,229.43	-12,000.00	-12,000.00	-23,980.65	-30,000.00	-30,000.00	150.0%
10015110	53320	McLn Cnty	.00	-8,050.00	-8,050.00	.00	-8,050.00	-8,050.00	.0%
10015110	53350	Tn of Nrml	.00	-8,050.00	-8,050.00	.00	-8,050.00	-8,050.00	.0%
10015110	54440	FngrPt Fee	-1,540.00	-8,000.00	-8,000.00	-6,345.00	-5,000.00	-5,000.00	-37.5%
10015110	54442	SO Reg Fee	-3,290.00	-4,500.00	-4,500.00	-2,575.00	-4,000.00	-4,000.00	-11.1%
10015110	54443	SpPoliceSV	-105,120.37	-129,000.00	-129,000.00	-139,317.36	-129,000.00	-129,000.00	.0%
10015110	54444	SchResOff	-150,000.00	-150,000.00	-150,000.00	-150,000.00	-150,000.00	-150,000.00	.0%
10015110	54450	AnRls Fee	-3,950.00	-8,000.00	-8,000.00	-4,550.00	-8,000.00	-8,000.00	.0%
10015110	54460	Auto Rls	-9,600.00	-9,000.00	-9,000.00	-6,910.00	-9,000.00	-9,000.00	.0%
10015110	54480	Report Fee	-14,195.00	-13,000.00	-13,000.00	-7,855.00	-13,000.00	-13,000.00	.0%
10015110	54990	Othr Chgs	-13,946.39	-9,000.00	-9,000.00	-8,914.38	-9,000.00	-9,000.00	.0%
10015110	55035	TwgViolate	-300,000.00	-275,000.00	-275,000.00	-214,302.35	-225,000.00	-225,000.00	-18.2%
10015110	57114	Equip Sale	-43,602.11	-14,374.00	-14,374.00	-13.14	-12,000.00	-12,000.00	-16.5%
10015110	57120	Auto Sale	-125,408.10	-120,000.00	-120,000.00	-90,143.31	-100,000.00	-100,000.00	-16.7%
10015110	57420	PropDamClm	-18,952.50	.00	.00	-1,421.98	-10,000.00	-10,000.00	.0%
10015110	57445	Mshl OT Rb	-22,233.62	.00	.00	-1,004.85	-2,000.00	-5,000.00	.0%
10015110	57446	FBI OT	.00	.00	.00	-533.91	.00	.00	.0%
10015110	57490	Othr Reimb	-10,308.09	-7,500.00	-7,500.00	-779.00	.00	-44,000.00	486.7%
10015110	57985	Cash StOvr	.00	.00	.00	315.52	315.52	.00	.0%
10015110	57990	Misc Rev	-21,491.79	-1,500.00	-1,500.00	-10,940.00	-11,500.00	-1,500.00	.0%
10015110	61100	Salary FT	12,637,186.85	13,827,984.00	13,827,984.00	10,375,937.03	13,081,448.75	14,399,166.00	4.1%
10015110	61130	Salary SN	80,208.07	61,000.00	61,000.00	39,097.50	63,965.75	61,000.00	.0%
10015110	61150	Salary OT	1,078,891.47	1,103,000.00	1,103,000.00	1,007,274.22	1,309,935.60	1,152,000.00	4.4%
10015110	61190	Othr Salry	147,106.34	.00	.00	106,737.52	150,000.00	.00	.0%
10015110	62100	Dental Enh	6,606.94	7,402.00	7,402.00	4,689.76	6,245.13	6,624.00	-10.5%
10015110	62101	Dental Ins	44,062.15	46,382.00	46,382.00	31,659.56	42,675.47	45,829.00	-1.2%
10015110	62102	Vision Ins	10,915.82	11,967.00	11,967.00	8,054.73	10,712.43	11,122.00	-7.1%
10015110	62104	BCBS 400	39,761.92	.00	.00	.00	.00	.00	.0%
10015110	62105	PolicePlan	2,745,148.91	2,824,771.00	2,824,771.00	1,965,797.25	2,671,704.77	2,711,676.00	-4.0%
10015110	62108	ENHBCBSPP0	.00	.00	.00	2,289.60	2,289.60	.00	.0%
10015110	62109	ENH HMO	36,165.93	51,174.00	51,174.00	15,023.15	18,949.45	19,123.00	-62.6%
10015110	62110	Group Life	8,903.26	9,736.00	9,736.00	6,945.13	9,279.20	9,860.00	1.3%
10015110	62111	Enh Vision	1,880.19	2,122.00	2,122.00	1,422.99	1,905.97	1,942.00	-8.5%
10015110	62113	BCBS 60/12	92,764.57	117,084.00	117,084.00	52,491.21	71,373.02	82,318.00	-29.7%
10015110	62114	BCBS HSA	17,502.31	13,027.00	13,027.00	13,207.68	14,035.43	12,521.00	-3.9%
10015110	62115	RHS Contrb	101,284.97	100,000.00	100,000.00	71,390.89	93,517.34	100,000.00	.0%
10015110	62116	HSA Cnty	3,800.00	1,900.00	1,900.00	.00	3,800.00	5,000.00	163.2%
10015110	62120	IMRF	99,560.38	90,140.00	90,140.00	66,847.20	82,785.17	70,334.00	-22.0%

233






CITY OF BLOOMINGTON, IL
 NEXT YEAR / CURRENT YEAR BUDGET ANALYSIS

PROJECTION: 20244 FY 2024 BUDGET MASTER LEVEL 4

ACCOUNTS FOR:

Police Administration			2022 ACTUAL	2023 ORIG BUD	2023 REVISED BUD	2023 ACTUAL	2023 PROJECTION	2024 ADOPTED	PCT CHANGE
10015110	62130	FICA	55,872.95	58,211.00	58,211.00	45,972.76	61,804.53	65,458.00	12.4%
10015110	62140	Medicare	188,111.27	200,405.00	200,405.00	156,412.08	195,302.06	207,260.00	3.4%
10015110	62150	UnEmpl Ins	4,774.50	.00	.00	.00	.00	.00	.0%
10015110	62160	Work Comp	80,777.15	.00	.00	37,464.80	50,000.00	.00	.0%
10015110	62170	UniformAll	33,883.17	34,800.00	34,800.00	33,999.92	34,800.00	36,600.00	5.2%
10015110	62190	Uniforms	83,869.05	75,000.00	75,000.00	62,679.34	80,000.00	90,000.00	20.0%
10015110	62191	Prot Wear	20,168.17	20,000.00	20,000.00	13,063.44	23,000.00	20,000.00	.0%
10015110	62200	Hlth Fac	.00	200.00	200.00	225.00	.00	.00	-100.0%
10015110	62210	Tuit Reimb	23,490.54	16,500.00	16,500.00	17,776.57	20,000.00	20,000.00	21.2%
10015110	62330	LIUNA Pen	6,051.77	6,552.00	6,552.00	4,879.95	6,426.00	6,552.00	.0%
10015110	62990	Othr Ben	403,595.36	302,400.00	302,400.00	287,189.49	350,751.19	301,200.00	-.4%
10015110	70220	Oth PT Sv	159,151.21	194,250.00	194,250.00	132,149.42	194,250.00	204,500.00	5.3%
10015110	70410	Janitor Sv	4,235.44	2,000.00	2,000.00	450.32	2,000.00	2,500.00	25.0%
10015110	70430	MFD Lease	11,407.68	9,000.00	9,000.00	6,799.50	11,000.00	11,000.00	22.2%
10015110	70510	RepMaint B	14,328.63	60,000.00	60,000.00	24,185.79	60,000.00	60,000.00	.0%
10015110	70520	RepMaint V	120,906.14	120,000.00	120,000.00	87,803.43	120,000.00	110,000.00	-8.3%
10015110	70530	RepMaint O	192,687.01	190,700.00	190,700.00	409,436.41	410,640.47	458,640.05	140.5%
10015110	70540	RepMt Othr	2,411.50	2,500.00	2,500.00	.00	2,500.00	6,000.00	140.0%
10015110	70610	Advertise	2,114.33	7,500.00	7,500.00	6,249.83	7,500.00	9,000.00	20.0%
10015110	70611	PrintBind	6,615.04	6,200.00	6,200.00	6,001.05	6,200.00	6,200.00	.0%
10015110	70620	Towing	9,438.00	10,000.00	10,000.00	9,004.65	8,500.00	10,000.00	.0%
10015110	70631	Dues	17,868.00	17,000.00	17,000.00	16,194.00	17,000.00	20,700.00	21.8%
10015110	70632	Pro Develop	172,246.64	200,000.00	200,000.00	139,405.35	200,000.00	300,000.00	50.0%
10015110	70649	Car Wash	5,001.26	4,000.00	4,000.00	4,359.52	4,000.00	6,000.00	50.0%
10015110	70690	Purch Serv	126,120.07	140,000.00	140,000.00	109,803.39	145,000.00	225,000.00	60.7%
10015110	70690	71000 Purch Serv	4,885.65	.00	.00	.00	.00	.00	.0%
10015110	70702	WC Prem	78,208.61	89,843.16	89,843.16	89,843.16	89,843.16	93,646.03	4.2%
10015110	70703	Liab Prem	101,768.18	119,090.14	119,090.14	119,090.14	119,090.14	154,195.37	29.5%
10015110	70704	Prop In Pr	66,615.10	97,449.32	97,449.32	97,449.32	97,449.32	109,184.53	12.0%
10015110	70712	WC Claim	756,068.19	828,087.97	828,087.97	828,087.97	828,087.97	799,950.50	-3.4%
10015110	70713	Liab Claim	70,006.31	55,205.86	55,205.86	55,205.86	55,205.86	54,233.93	-1.8%
10015110	70714	Prop Claim	70,006.31	62,106.60	62,106.60	62,106.60	62,106.60	54,233.93	-12.7%
10015110	70720	Ins Admin	97,000.90	95,034.05	95,034.05	95,034.05	95,034.05	91,761.40	-3.4%
10015110	70800	AnmalWardn	149,236.00	148,248.00	148,248.00	113,661.00	148,248.00	148,248.00	.0%
10015110	71010	Off Supp	21,149.95	18,000.00	18,000.00	12,005.65	23,690.00	30,150.00	67.5%
10015110	71010	31000 Off Supp	-6.23	.00	.00	.00	.00	.00	.0%
10015110	71017	Postage	3,188.40	3,700.00	3,700.00	2,084.78	3,700.00	3,700.00	.0%
10015110	71024	Janit Supp	11,925.31	14,750.00	14,750.00	15,426.24	14,750.00	14,750.00	.0%
10015110	71024	70000 Janit Supp	342.53	.00	.00	713.32	713.32	.00	.0%
10015110	71024	71000 Janit Supp	.00	.00	.00	463.31	463.31	.00	.0%
10015110	71040	Animal Fd	1,021.60	1,000.00	1,000.00	1,002.66	1,200.00	1,500.00	50.0%
10015110	71060	Food	3,387.14	5,500.00	5,500.00	1,849.24	5,500.00	5,700.00	3.6%
10015110	71070	Fuel	169,961.70	227,760.00	227,760.00	161,433.82	240,000.00	247,200.00	8.5%
10015110	71073	FuelNonCit	183.58	500.00	500.00	522.90	750.00	1,000.00	100.0%

234



**CITY OF BLOOMINGTON, IL
 NEXT YEAR / CURRENT YEAR BUDGET ANALYSIS**
PROJECTION: 20244 FY 2024 BUDGET MASTER LEVEL 4
ACCOUNTS FOR:

			2022	2023	2023	2023	2023	2024	PCT
			ACTUAL	ORIG BUD	REVISED BUD	ACTUAL	PROJECTION	ADOPTED	CHANGE
Police Administration									
10015110	71080	Maint Supp	6,715.75	27,300.00	27,300.00	3,001.57	10,300.00	10,300.00	-62.3%
10015110	71190	Other Supp	332,369.02	229,400.00	229,400.00	165,274.56	222,000.00	249,100.00	8.6%
10015110	71190	38000 Other Supp	26,210.44	40,000.00	40,000.00	.00	40,000.00	40,000.00	.0%
10015110	71190	70000 Other Supp	404.80	.00	.00	.00	.00	.00	.0%
10015110	71310	Natural Gs	6,696.21	5,250.00	5,250.00	5,250.00	10,000.00	12,000.00	128.6%
10015110	71320	Electricity	3,238.15	3,500.00	3,500.00	2,281.52	4,000.00	6,000.00	71.4%
10015110	71340	Telecom	121,902.03	123,420.00	123,420.00	88,009.83	125,000.00	125,000.00	1.3%
10015110	71420	Periodicals	595.05	650.00	650.00	.00	200.00	400.00	-38.5%
10015110	72110	CO Office	.00	.00	.00	.00	.00	27,000.00	.0%
10015110	72120	CO Comp Eq	.00	.00	.00	.00	.00	74,000.00	.0%
10015110	72130	CO Lcn Veh	378,795.00	454,531.00	429,531.00	35,277.00	105,879.00	1,262,476.00	193.9%
10015110	72140	CO Other	.00	14,768.00	14,768.00	.00	.00	.00	-100.0%
10015110	73401	Lease Prin	356,047.94	320,469.36	320,469.36	252,976.65	323,528.23	263,675.81	-17.7%
10015110	73701	Lease Int	30,597.08	22,283.80	22,283.80	17,776.82	22,303.66	15,191.22	-31.8%
10015110	75910	To Oth Gov	750.00	750.00	750.00	.00	14,072.00	13,750.00	1733.3%
10015110	75910	31000 To Oth Gov	25,000.00	50,000.00	50,000.00	.00	50,000.00	50,000.00	.0%
10015110	79050	Invst Exp	90,217.39	78,000.00	78,000.00	18,142.78	78,000.00	110,000.00	41.0%
10015110	79134	JAG Grant	24,439.20	25,000.00	25,000.00	.00	24,549.00	25,000.00	.0%
10015110	79150	Bad Debt	4,786.18	.00	.00	.00	.00	.00	.0%
10015110	79990	Othr Exp	10,000.00	10,000.00	10,000.00	10,640.00	10,640.00	10,700.00	7.0%
TOTAL Police Administration			20,864,287.18	22,188,530.26	22,163,530.26	16,876,664.97	21,578,130.12	24,017,571.77	8.4%
TOTAL REVENUE			-1,056,301.25	-927,974.00	-927,974.00	-758,317.21	-893,470.83	-951,600.00	2.5%
TOTAL EXPENSE			21,920,588.43	23,116,504.26	23,091,504.26	17,634,982.18	22,471,600.95	24,969,171.77	8.1%
GRAND TOTAL			20,864,287.18	22,188,530.26	22,163,530.26	16,876,664.97	21,578,130.12	24,017,571.77	8.4%

235






CITY OF BLOOMINGTON, IL
 PROJECTION 20245 / BUDGET ENTRY FUTURE YRS REPORT

ORG	OBJECT PROJ	DESC	2025	2026	2027	2028		
10015110	Police Administration							
10015110 50017		CannabisUT	-160,000.00	-170,000.00	-180,000.00	-190,000.00	.00	.00
10015110 53120		St Grants	-1,000.00	-1,000.00	-1,000.00	-1,000.00	.00	.00
10015110 53155		JAG Grant	-30,000.00	-30,000.00	-30,000.00	-30,000.00	.00	.00
10015110 53312		IL Veh Use	-30,000.00	-30,000.00	-30,000.00	-30,000.00	.00	.00
10015110 53320		McLn Cnty	-8,050.00	-10,000.00	-10,000.00	-10,000.00	.00	.00
10015110 53350		Tn of Nrml	-8,050.00	-10,000.00	-10,000.00	-10,000.00	.00	.00
10015110 54440		FngrPt Fee	-5,000.00	-5,000.00	-5,000.00	-5,000.00	.00	.00
10015110 54442		SO Reg Fee	-4,000.00	-4,000.00	-4,000.00	-4,000.00	.00	.00
10015110 54443		SpPoliceSV	-129,000.00	-129,000.00	-129,000.00	-129,000.00	.00	.00
10015110 54444		SchResOff	-150,000.00	-150,000.00	-150,000.00	-150,000.00	.00	.00
10015110 54450		AnRls Fee	-8,000.00	-8,000.00	-8,000.00	-8,000.00	.00	.00
10015110 54460		Auto Rls	-9,000.00	-9,000.00	-9,000.00	-9,000.00	.00	.00
10015110 54480		Report Fee	-13,000.00	-13,000.00	-13,000.00	-13,000.00	.00	.00
10015110 54990		Othr Chgs	-9,000.00	-9,000.00	-9,000.00	-9,000.00	.00	.00
10015110 55035		TwgViolate	-225,000.00	-225,000.00	-225,000.00	-225,000.00	.00	.00
10015110 57114		Equip Sale	-12,000.00	-12,000.00	-12,000.00	-12,000.00	.00	.00
10015110 57120		Auto Sale	-120,000.00	-120,000.00	-120,000.00	-120,000.00	.00	.00
10015110 57420		PropDamCln	-10,000.00	-10,000.00	-10,000.00	-10,000.00	.00	.00
10015110 57445		Mshl OT Rb	-10,000.00	-10,000.00	-10,000.00	-10,000.00	.00	.00
10015110 57490		Othr Reimb	-25,000.00	-25,000.00	-25,000.00	-25,000.00	.00	.00
10015110 57990		Misc Rev	.00	.00	.00	.00	.00	.00
10015110 61100		Salary FT	14,470,641.00	14,904,760.20	15,351,903.00	15,812,460.10	.00	.00
10015110 61130		Salary SN	62,830.00	64,714.90	66,656.35	68,656.04	.00	.00
10015110 61150		Salary OT	1,186,560.00	1,222,156.80	1,258,821.50	1,296,586.15	.00	.00
10015110 62100		Dental Enh	6,822.72	7,027.40	7,238.22	7,455.37	.00	.00
10015110 62101		Dental Ins	47,203.87	48,619.99	50,078.59	51,580.94	.00	.00
10015110 62102		Vision Ins	11,122.00	11,122.00	11,122.00	11,122.00	.00	.00
10015110 62105		PolicePlan	2,793,026.28	2,876,817.07	2,963,121.58	3,052,015.23	.00	.00
10015110 62109		ENH HMO	19,696.69	20,287.59	20,896.22	21,523.11	.00	.00
10015110 62110		Group Life	9,860.00	9,860.00	9,860.00	9,860.00	.00	.00
10015110 62111		Enh Vision	1,942.00	1,942.00	1,942.00	1,942.00	.00	.00
10015110 62113		BCBS 60/12	84,787.54	87,331.17	89,951.10	92,649.63	.00	.00
10015110 62114		BCBS HSA	12,896.63	13,283.53	13,682.03	14,092.50	.00	.00
10015110 62115		RHS Contrb	100,000.00	100,000.00	100,000.00	100,000.00	.00	.00
10015110 62116		HSA City	5,000.00	5,000.00	5,000.00	5,000.00	.00	.00
10015110 62120		IMRF	72,444.02	74,617.34	76,855.86	79,161.54	.00	.00
10015110 62130		FICA	67,421.74	69,444.39	71,527.72	73,673.56	.00	.00
10015110 62140		Medicare	213,477.80	219,882.13	226,478.60	233,272.96	.00	.00
10015110 62170		UniformAll	36,600.00	36,600.00	36,600.00	36,600.00	.00	.00
10015110 62190		Uniforms	95,000.00	95,000.00	100,000.00	100,000.00	.00	.00
10015110 62191		Prot Wear	100,000.00	25,000.00	25,000.00	25,000.00	.00	.00
10015110 62210		Tuit Reimb	20,000.00	20,000.00	20,000.00	20,000.00	.00	.00
10015110 62330		LIUNA Pen	6,552.00	6,552.00	6,552.00	6,552.00	.00	.00
10015110 62990		Othr Ben	301,200.00	301,200.00	301,200.00	301,200.00	.00	.00
10015110 70220		Oth PT Sv	206,500.00	208,000.00	208,500.00	209,000.00	.00	.00
10015110 70410		Janitor Sv	2,500.00	3,200.00	3,200.00	3,200.00	.00	.00
10015110 70430		MFD Lease	11,000.00	11,000.00	11,000.00	11,000.00	.00	.00
10015110 70510		RepMaint B	30,000.00	20,000.00	20,000.00	20,000.00	.00	.00
10015110 70520		RepMaint V	113,300.00	116,699.00	120,199.97	123,805.97	.00	.00

236



**CITY OF BLOOMINGTON, IL
 PROJECTION 20245 / BUDGET ENTRY FUTURE YRS REPORT**

ORG	OBJECT PROJ	DESC	2025	2026	2027	2028
10015110	70530	RepMaint O	432,140.05	432,140.05	432,140.05	457,500.00
10015110	70540	RepMt Othr	7,000.00	7,000.00	7,500.00	7,500.00
10015110	70610	Advertise	9,000.00	9,000.00	9,000.00	9,000.00
10015110	70611	PrintBind	6,200.00	6,200.00	6,200.00	6,200.00
10015110	70620	Towing	10,000.00	10,000.00	10,000.00	10,000.00
10015110	70631	Dues	18,700.00	20,100.00	20,100.00	21,500.00
10015110	70632	Pro Develop	275,060.00	294,000.00	315,900.00	295,900.00
10015110	70649	Car Wash	6,000.00	6,500.00	6,500.00	6,500.00
10015110	70690	Purch Serv	160,000.00	162,000.00	162,500.00	162,500.00
10015110	70702	WC Prem	96,455.41	99,349.07	102,329.55	105,399.43
10015110	70703	Liab Prem	158,821.23	163,585.87	168,493.44	173,548.25
10015110	70704	Prop In Pr	112,460.06	115,833.87	119,308.88	122,888.15
10015110	70712	WC Claim	823,949.02	848,667.49	874,127.51	900,351.34
10015110	70713	Liab Claim	55,860.95	57,536.78	59,262.88	61,040.77
10015110	70714	Prop Claim	55,860.95	57,536.78	59,262.88	61,040.77
10015110	70720	Ins Admin	94,514.24	97,349.67	100,270.16	103,278.26
10015110	70800	AnmalWardn	148,248.00	152,695.44	157,276.30	161,994.59
10015110	71010	Off Supp	25,150.00	25,304.50	25,463.64	25,627.54
10015110	71017	Postage	3,700.00	3,811.00	3,925.33	4,043.09
10015110	71024	Janit Supp	14,750.00	15,192.50	15,648.28	16,117.72
10015110	71040	Animal Fd	1,500.00	1,545.00	1,591.35	1,639.09
10015110	71060	Food	5,700.00	5,871.00	6,047.13	6,228.54
10015110	71070	Fuel	254,616.00	262,254.48	270,122.11	278,225.78
10015110	71073	FuelNonCit	1,000.00	1,000.00	1,000.00	1,000.00
10015110	71080	Maint Supp	10,300.00	10,300.00	10,300.00	10,300.00
10015110	71190	Other Supp	215,250.00	215,450.00	216,950.00	209,950.00
10015110	71190 38000	Other Supp	40,000.00	40,000.00	40,000.00	40,000.00
10015110	71310	Natural Gs	12,000.00	12,000.00	12,000.00	12,000.00
10015110	71320	Electricity	6,000.00	6,000.00	6,000.00	6,000.00
10015110	71340	Telecom	125,000.00	125,000.00	125,000.00	125,000.00
10015110	71420	Periodicls	400.00	400.00	400.00	400.00
10015110	72110	CO Office	.00	.00	.00	.00
10015110	72120	CO Comp Eq	80,000.00	.00	.00	.00
10015110	72130	CO Lcn Veh	434,025.00	516,379.00	654,799.00	333,310.00
10015110	72140	CO Other	.00	.00	208,800.00	.00
10015110	73401	Lease Prin	198,902.60	127,136.91	128,735.29	130,353.71
10015110	73701	Lease Int	10,810.44	8,405.85	6,807.47	5,189.05
10015110	75910	To Oth Gov	13,750.00	13,750.00	13,750.00	13,750.00
10015110	75910 31000	To Oth Gov	50,000.00	50,000.00	50,000.00	50,000.00
10015110	79050	Invst Exp	115,000.00	115,000.00	120,000.00	120,000.00
10015110	79134	JAG Grant	25,000.00	25,000.00	25,000.00	25,000.00
10015110	79990	Othr Exp	10,700.00	10,700.00	10,700.00	10,700.00
TOTAL Police Administration			23,246,108.24	23,730,112.77	24,750,597.99	24,878,385.18
TOTAL REVENUE			-966,100.00	-980,000.00	-990,000.00	-1,000,000.00
TOTAL EXPENSE			24,212,208.24	24,710,112.77	25,740,597.99	25,878,385.18
GRAND TOTAL			23,246,108.24	23,730,112.77	24,750,597.99	24,878,385.18

237



COMMUNICATION CENTER 10015118



Purpose

The Bloomington Emergency Communications Center is the public safety answering point (PSAP) and dispatch center for all emergency and non-emergency calls for the City of Bloomington. The Emergency Communications Center serves as a vital link between the public and the City's public safety-first responders. The Communication Center enables and enhances interaction with the public, between City Departments, other public safety agencies, and numerous support service agencies. The Emergency Communication Center is accredited as an Accredited Center of Excellence in Fire and Police Dispatch by the International Academy of Emergency Dispatch.

Key Services

The Emergency Communications Center is a 24/7/365 environment, and is currently staffed with 1 full-time Communications Center Manager, 1 full-time Communications Center Supervisor, 16 full-time Public Safety Dispatchers, and 5 seasonal Public Safety Dispatchers.

The Communications Center staff provides the following key services:

- Answers 911 Emergency calls
- Answers non-emergency and administrative calls
- Dispatches police, fire, and emergency medical services
- Maintain an automated vehicle location (AVL) system that tracks the location of all police, fire, and ambulance units in the City. This system allows staff to send the closest available fire or ambulance units to emergencies.
- Tracks dispatched unit status and maintains contact to assure responder safety
- Provides post-dispatch and pre-arrival instructions to callers utilizing emergency medical dispatch protocols, including instructions for CPR, choking, and childbirth
- Controls access to the Police facility after hours and on weekends
- Maintains detailed and accurate computer records pertaining to stolen and missing items, sex offender registrations, and criminal history information
- Tracks false alarm dispatches and issues ordinance violations when appropriate
- Passive monitoring of approximately 20 video cameras located throughout the City
- Continually provide training opportunities for telecommunications staff based on national best practices.
- Serves as after-hours contact answering service for other City departments. Making necessary call outs during emergency situations.

FY2024 Budget & Program Highlights

- There are no major projects in the Communications Center budget for FY2024. Our focus will be on maintenance of our existing systems through our standard maintenance agreements.
- Complete the third phase of our accreditation process by becoming an Accredited Center of Excellence in Emergency Medical Dispatch.
- Begin certifying dispatchers in the Blue Card Incident Command Certification program. This program includes 16 hours of online training followed by a 3-day certification lab conducted by Bloomington Fire Department instructors.
- Acquire Tyler New World CAD Exporter interface which will enhance communication between CAD and various 3rd party software applications.
- Increase training for dispatchers in the handling of callers in crisis or experiencing a mental health event.

What We Accomplished in FY 2023

- Recorded 12 consecutive months of compliance levels meeting or exceeding standards of accreditation as the world's 59th Accredited Center of Excellence in Emergency Fire Dispatch from the International Academy of Emergency Dispatch.
- Recorded 12 consecutive months of compliance levels meeting or exceeding standards of accreditation as the world's 25th Accredited Center of Excellence in Emergency Police Dispatch from the International Academy of Emergency Dispatch.
- Implemented Text-to-911 services to expand access to 911 in the community.
- Participated in the Early Adopter Program with Tyler Technologies to test and implement that most current version of Computer Aided Dispatch.
- Leveraged Artificial Intelligence to improve the training process for 911 dispatchers through simulated 911 calls.
- Increased partnership with Bloomington Area Career Center to include basic 911 telecommunicator certification.

Challenges

- Staffing – maintain staffing in 911 centers is an issue across the United States. We need to continue to partner with Human Resources to make sure we are using hiring best practices.

Fun Facts

- Over 100,000 phone calls processed each year.
- Over 80,000 dispatches to Police, Fire/EMS each year.
- A newly hired telecommunicator is trained for about 18 weeks before going "solo".




CITY OF BLOOMINGTON, IL
 NEXT YEAR / CURRENT YEAR BUDGET ANALYSIS

PROJECTION: 20244 FY 2024 BUDGET MASTER LEVEL 4

ACCOUNTS FOR:

Police Communication Center			2022 ACTUAL	2023 ORIG BUD	2023 REVISED BUD	2023 ACTUAL	2023 PROJECTION	2024 ADOPTED	PCT CHANGE
10015118	61100	Salary FT	860,034.81	1,011,193.00	1,011,193.00	675,657.81	899,044.11	1,117,797.00	10.5%
10015118	61130	Salary SN	74,848.62	28,340.00	28,340.00	112,426.38	172,853.50	32,000.00	12.9%
10015118	61150	Salary OT	282,329.43	156,224.00	156,224.00	203,416.25	241,424.01	171,846.00	10.0%
10015118	61190	Othr Salry	11,786.52	.00	.00	18,600.26	25,000.00	.00	.0%
10015118	62100	Dental Enh	3,407.85	4,991.00	4,991.00	2,512.05	3,457.74	4,853.00	-2.8%
10015118	62101	Dental Ins	.00	.00	.00	2.26	.00	.00	.0%
10015118	62102	Vision Ins	.00	.00	.00	.73	.00	.00	.0%
10015118	62109	ENH HMO	39,130.48	43,930.00	43,930.00	34,263.56	46,696.64	48,470.00	10.3%
10015118	62110	Group Life	1,040.85	1,224.00	1,224.00	736.88	996.80	1,224.00	.0%
10015118	62111	Enh Vision	1,094.19	1,587.00	1,587.00	819.05	1,094.16	1,464.00	-7.8%
10015118	62113	BCBS 60/12	55,039.55	109,964.00	109,964.00	34,852.83	53,337.50	101,386.00	-7.8%
10015118	62114	BCBS HSA	29,105.02	38,168.00	38,168.00	15,079.71	20,340.42	11,482.00	-69.9%
10015118	62115	RHS Contrb	.00	.00	.00	1,357.66	1,987.18	2,000.00	.0%
10015118	62116	HSA City	3,900.00	5,800.00	5,800.00	.00	6,700.00	6,700.00	15.5%
10015118	62120	IMRF	130,969.20	112,198.00	112,198.00	90,961.47	114,657.30	89,616.00	-20.1%
10015118	62130	FICA	72,338.01	69,361.00	69,361.00	60,090.37	81,380.61	78,026.00	12.5%
10015118	62140	Medicare	16,917.67	16,226.00	16,226.00	14,053.39	19,032.38	18,256.00	12.5%
10015118	62200	Hlth Fac	150.00	.00	.00	150.00	150.00	150.00	.0%
10015118	62210	Tuit Reimb	2,345.28	.00	.00	4,463.84	4,000.00	4,000.00	.0%
10015118	62990	Othr Ben	.00	.00	.00	.00	1,200.00	1,200.00	.0%
10015118	70220	Oth PT Sv	95,862.53	106,095.67	106,095.67	95,899.65	102,101.67	124,340.24	17.2%
10015118	70530	RepMaint O	166,872.82	179,547.00	179,547.00	169,066.55	176,554.55	183,813.88	2.4%
10015118	70631	Dues	3,641.00	5,420.00	5,420.00	3,778.58	3,958.00	8,580.00	58.3%
10015118	70632	Pro Develp	17,509.66	13,500.00	13,500.00	11,475.74	13,000.00	19,560.00	44.9%
10015118	70690	Purch Serv	939.45	1,000.00	1,000.00	1,129.47	1,000.00	1,000.00	.0%
10015118	70702	WC Prem	6,844.42	7,891.42	7,891.42	7,891.42	7,891.42	8,458.93	7.2%
10015118	70703	Liab Prem	8,906.24	10,460.34	10,460.34	10,460.34	10,460.34	13,928.27	33.2%
10015118	70704	Prop Prem	5,829.82	8,559.51	8,559.51	8,559.51	8,559.51	9,862.50	15.2%
10015118	70712	WC Claim	44,752.96	48,958.89	48,958.89	48,958.89	48,958.89	47,854.90	-2.3%
10015118	70713	Liab Claim	4,143.79	3,263.93	3,263.93	3,263.93	3,263.93	3,244.40	-6%
10015118	70714	Prop Claim	4,143.79	3,671.92	3,671.92	3,671.92	3,671.92	3,244.40	-11.6%
10015118	70720	Ins Admin	8,489.03	8,347.36	8,347.36	8,347.36	8,347.36	8,288.69	-.7%
10015118	71010	Off Supp	5,408.43	2,000.00	2,000.00	900.15	3,000.00	3,000.00	50.0%
10015118	71340	Telecom	39,775.00	50,000.00	50,000.00	36,753.47	45,000.00	45,000.00	-10.0%
10015118	73401	Lease Prin	11,253.72	11,704.04	11,704.04	8,734.84	11,704.04	7,042.46	-39.8%
10015118	73701	Lease Int	977.73	527.42	527.42	438.75	527.42	92.54	-82.5%
10015118	79990	Othr Exp	475.60	750.00	750.00	178.50	750.00	1,500.00	100.0%
TOTAL Police Communication C			2,010,263.47	2,060,903.50	2,060,903.50	1,688,953.57	2,142,101.40	2,179,281.21	5.7%
TOTAL REVENUE			.00	.00	.00	.00	.00	.00	.0%
TOTAL EXPENSE			2,010,263.47	2,060,903.50	2,060,903.50	1,688,953.57	2,142,101.40	2,179,281.21	5.7%
GRAND TOTAL			2,010,263.47	2,060,903.50	2,060,903.50	1,688,953.57	2,142,101.40	2,179,281.21	5.7%

240





CITY OF BLOOMINGTON, IL
 PROJECTION 20245 / BUDGET ENTRY FUTURE YRS REPORT

ORG	OBJECT PROJ	DESC	2025	2026	2027	2028
10015118 Police Communication Center						
10015118 61100		Salary FT	1,151,330.91	1,185,870.84	1,221,446.96	1,258,090.37
10015118 61130		Salary SN	32,960.00	33,948.80	34,967.26	36,016.28
10015118 61150		Salary OT	177,001.38	182,311.42	187,780.76	193,414.19
10015118 62100		Dental Enh	4,998.59	5,148.55	5,303.00	5,462.09
10015118 62109		ENH HMO	49,924.10	51,421.82	52,964.48	54,553.41
10015118 62110		Group Life	1,224.00	1,224.00	1,224.00	1,224.00
10015118 62111		Enh Vision	1,464.00	1,464.00	1,464.00	1,464.00
10015118 62113		BCBS 60/12	104,427.58	107,560.41	110,787.22	114,110.84
10015118 62114		BCBS HSA	11,826.46	12,181.25	12,546.69	12,923.09
10015118 62115		RHS Contrb	2,000.00	2,000.00	2,000.00	2,000.00
10015118 62116		HSA City	6,700.00	6,700.00	6,700.00	6,700.00
10015118 62120		IMRF	92,304.48	95,073.61	97,925.82	100,863.60
10015118 62130		FICA	80,366.78	82,777.78	85,261.12	87,818.95
10015118 62140		Medicare	18,803.68	19,367.79	19,948.82	20,547.29
10015118 62200		Hlth Fac	150.00	150.00	150.00	150.00
10015118 62210		Tuit Reimb	4,000.00	4,000.00	4,000.00	4,000.00
10015118 62990		Othr Ben	1,200.00	1,200.00	1,200.00	1,200.00
10015118 70220		Oth PT Sv	113,490.79	110,737.46	118,034.05	115,381.80
10015118 70530		RepMaint O	192,904.71	202,641.00	216,555.45	224,782.78
10015118 70631		Dues	6,390.00	8,580.00	6,390.00	8,580.00
10015118 70632		Pro Develop	17,810.00	17,810.00	16,250.00	16,250.00
10015118 70690		Purch Serv	1,000.00	1,000.00	1,000.00	1,000.00
10015118 70702		WC Prem	8,712.70	8,974.08	9,243.30	9,520.60
10015118 70703		Liab Prem	14,346.12	14,776.50	15,219.80	15,676.39
10015118 70704		Prop Prem	10,158.38	10,463.13	10,777.02	11,100.33
10015118 70712		WC Claim	49,290.55	50,769.26	52,292.34	53,861.11
10015118 70713		Liab Claim	3,341.73	3,441.98	3,545.24	3,651.60
10015118 70714		Prop Claim	3,341.73	3,441.98	3,545.24	3,651.60
10015118 70720		Ins Admin	8,537.35	8,793.47	9,057.28	9,328.99
10015118 71010		Off Supp	3,000.00	3,000.00	3,000.00	3,000.00
10015118 71340		Telecom	45,000.00	45,000.00	45,000.00	45,000.00
10015118 73401		Lease Prin	.00	.00	.00	.00
10015118 73701		Lease Int	.00	.00	.00	.00
10015118 79990		Othr Exp	1,000.00	1,000.00	1,000.00	1,000.00
TOTAL Police Communication Ctr.			2,219,006.02	2,282,829.13	2,356,579.85	2,422,323.31
TOTAL REVENUE			.00	.00	.00	.00
TOTAL EXPENSE			2,219,006.02	2,282,829.13	2,356,579.85	2,422,323.31
GRAND TOTAL			2,219,006.02	2,282,829.13	2,356,579.85	2,422,323.31



FIRE DEPARTMENT 10015210



Purpose

The Fire Department provides the following services:

- Emergency medical services – Basic, intermediate, and advanced life support are provided by Department personnel on fire apparatus, ambulances, and single personnel response vehicles (chase). EMS is provided under the direction of both Illinois Department of Public Health and McLean County Area Emergency Medical Service system rules under the direction of the system Medical Director. Personnel performing these duties also respond on fires and other emergencies as part of the overall emergency response system.
- Fire Suppression and Rescue Operations - These services encompass all responses not considered to be EMS related, including fires, hazardous conditions, service calls, alarms, etc. Personnel performing these tasks also respond to EMS calls as part of the emergency response system. Personnel assigned to both duties are also responsible for performing related tasks like fire hydrant maintenance, equipment maintenance, fire station maintenance, public fire safety education and other related tasks.
- Fire cause and origin investigations – Illinois State Statute requires the investigation of all fires. If the cause is not obvious, or is suspicious in nature, specially trained staff conducts a thorough investigation. Personnel performing this function are also assigned to a regular response position.
- Hazardous Materials response -The Department is the regional response team for Hazardous Materials and received State funding for training and equipment for the team.
- Fire and safety public education – Fire safety and community education is considered the most cost-effective way to mitigate fires in a community. Specialized programs target specific audiences such as pre-school, elementary, and high school ages as well as adults. We provide public safety information and training on such topics as fire extinguisher training, holiday safety, school programs and group presentations through our Public Education Officer.
- Aircraft Rescue and Firefighting (ARFF) services for Central Illinois Regional Airport (CIRA) – We supply an ARFF qualified Engineer for response to CIRA 24/7, as well as maintenance of equipment and facilities by agreement to keep the Airport operating under Federal Aviation Administration (FAA) Part 139 compliance. These responses involve aircraft emergency situations, fuel spills, in-flight medical events and other responses requested by airport authorities, including responses to fire and EMS related incidents throughout airport property. The equipment, facility to operate out of, and a yearly training stipend are provided to the city for providing these services.

FY 2024 Budget & Program Highlights

- Continue process of repair/replacement/addition of Outdoor Warning Sirens. (Goal 2-Upgrade City Infrastructure and Facilities)
- Continue to improve Station Alerting System features to improve overall response times and situational awareness for firefighters reducing the stress on responders with ramped up tones and digital voice dispatch. (Goal 2-Upgrade City Infrastructure and Facilities)
- Replace Stryker Power-Pro XT Cot (Goal 2-Upgrade City Infrastructure and Facilities)
- Replace 2 Life Pak 15 Cardiac Monitors/Defibrillators (Goal 2-Upgrade City Infrastructure and Facilities)
- Replace (2) Lucas Compression Devices (Goal 2-Upgrade City Infrastructure and Facilities)

- Replacement of 4 Support Vehicles based on departments service life cycle of 8 years (Goal 1-Financially Sound City Providing Quality Basic Services)
- Continue with upgrading Security System's at each fire station (Goal 2-Upgrade City Infrastructure and Facilities)
- Continue to upgrade the Emergency Operations Center adding monitors and a long-term radio communications system. (Goal 2-Upgrade City Infrastructure and Facilities)
- Install SCBA Compressor and Fill Station at Station 4. (Goal 2-Upgrade City Infrastructure and Facilities)
- Replace Fire Gear Washing Machine. (Goal 2-Upgrade City Infrastructure and Facilities)
- Replace each member's fire helmet, the department follows NFPA Standard 1851, which recommends a 10-year life on fire helmets. (Goal 2-Upgrade City Infrastructure and Facilities)
- Replace 5 Video Laryngoscopes. (Goal 2-Upgrade City Infrastructure and Facilities)

What we accomplished in FY 2023

- Completed the annual wellness physicals for over 95% of the firefighters using Site Med. (Goal 1-Financially Sound City Providing Quality Basic Services)
- Replacement of an Outdoor Warning Siren that is no longer functioning and is non-repairable due to its age. (Goal 2-Upgrade City Infrastructure and Facilities)
- Continued the implementation of Telestaff to improve the efficiency of daily operations to manage schedules and benefitted leave of all personnel. (Goal 1-Financially Sound City Providing Quality Basic Services)
- Continued upgrading Station Alerting System. (Goal 2-Upgrade City Infrastructure and Facilities)
- Replaced an Ambulance Cot (Goal 2-Upgrade City Infrastructure and Facilities)
- Ordered two ambulances, these will be delivered middle to the late part of 2023. These are replacing units that will be at the end of their 8-year service life. (Goal 2-Upgrade City Infrastructure and Facilities)
- Began the replacement of the vehicle Mobile Data Terminals with iPad. (Goal 2-Upgrade City Infrastructure and Facilities)
- Continued upgrading the City Emergency Operations. (Goal 2-Upgrade City Infrastructure and Facilities)
- Repairs were made by Public Works to the parking lot of Station #1. This was a budgeted item
- As part of the increase in staffing in the Information Technology Department, we were able to get our own Information Technology Support Specialist.

Challenges

Fire Operations

- Hiring personnel, continue to be staffed lower than the allowed number by ordinance.
- Addition of a second staffed Ambulance to HQ Station to handle the heavy call volume and reduce response times
- Consideration of developing Community Paramedicine program for both mental health and well-being of patients.
- Creation of a long-term plan for traffic signal preemption in the city to provide safety for both responders and the public

- Instituting a Health and Wellness Initiative to decrease on the job injuries
- Focus more Department resources on recruitment to attract a diverse and high-quality applicant:
- Focus recruitment efforts to the local Junior High and High schools to actively recruit both females and minorities
- Attend local and targeted Job Fairs with Human Resource department
- Maintain an eligibility list that will allow the department to reach full staffing to reduce overtime and improve work/life balance

Fire Department Equipment and Facilities

- Divide the large Northeast response district into 2 smaller districts that would be serviced by 2 separate stations to reduce the travel distance to achieve a 4-minute travel time to 90 percent of calls for service
- Begin work to address station renovation needs outlined in Fire Station Master Plan
- Designate funding to maintain or replace technical equipment and protective wear for Hazardous Materials Response team

Fire Department Training

- Expanding training facilities and props at Station #2 to incorporate hands-on training requirements and needs for an all-hazards approach, this includes the building a dirty classroom with offices and storage at the training facility.
- Increasing the capability of personnel in specified areas (such as Technical Rescue Operations, Automobile Extrication Technician, Ice/Water rescue)
- Enabling video conferencing and distance learning capabilities in all Station training rooms

Fire Technology

- Replacing Information Service representative to maintain critical infrastructure in Department, and to help identify system technology improvements to provide more accurate and reliable data for all operations, including training
- Purchasing software that we can use to conduct pre-plans of facilities but also can be used by the Fire Inspectors as they do inspections.
- Integration of Pre-plan information with the CAD to support responding units

Fun Facts

The City of Bloomington Fire Department consists of 1 Fire Chief, 3 Deputy Chiefs, 3 Battalion Chiefs, 1 Public Education Officer, 18 Captains, 3 EMS Shift Supervisors, 21 Engineers, 69 Firefighters and 5 Civilian Support Staff. The City operates 5 fire stations and provides emergency response for fire and rescue, emergency medical, auto extrication, hazardous materials, and airport rescue firefighting.

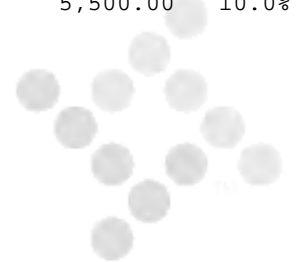
CITY OF BLOOMINGTON, IL
 NEXT YEAR / CURRENT YEAR BUDGET ANALYSIS

PROJECTION: 20244 FY 2024 BUDGET MASTER LEVEL 4

ACCOUNTS FOR:

Fire	2022 ACTUAL	2023 ORIG BUD	2023 REVISED BUD	2023 ACTUAL	2023 PROJECTION	2024 ADOPTED	PCT CHANGE
10015210 53120							
10015210 53310							
10015210 54480							
10015210 54910							
10015210 54910	69000						
10015210 57114							
10015210 57310							
10015210 57440							
10015210 57490							
10015210 57750							
10015210 57990							
10015210 61100							
10015210 61130							
10015210 61150							
10015210 61190							
10015210 62100							
10015210 62101							
10015210 62102							
10015210 62104							
10015210 62108							
10015210 62109							
10015210 62110							
10015210 62111							
10015210 62113							
10015210 62114							
10015210 62115							
10015210 62116							
10015210 62120							
10015210 62130							
10015210 62140							
10015210 62160							
10015210 62170							
10015210 62190							
10015210 62191							
10015210 62200							
10015210 62330							
10015210 62990							
10015210 70093							
10015210 70095							
10015210 70220							
10015210 70220	34500						
10015210 70220	39000						
10015210 70430							

245





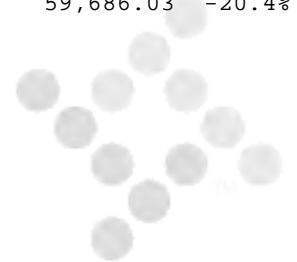
CITY OF BLOOMINGTON, IL
 NEXT YEAR / CURRENT YEAR BUDGET ANALYSIS

PROJECTION: 20244 FY 2024 BUDGET MASTER LEVEL 4

ACCOUNTS FOR:

Fire	2022 ACTUAL	2023 ORIG BUD	2023 REVISED BUD	2023 ACTUAL	2023 PROJECTION	2024 ADOPTED	PCT CHANGE
10015210 70510	55,038.33	80,000.00	80,000.00	53,771.20	80,000.00	85,000.00	6.3%
10015210 70520	217,033.16	195,000.00	195,000.00	151,178.51	200,000.00	208,650.00	7.0%
10015210 70530	.00	.00	15,432.00	15,432.00	15,432.00	.00	-100.0%
10015210 70540	83,017.16	75,000.00	75,000.00	78,371.60	75,000.00	82,000.00	9.3%
10015210 70590	9,898.50	3,500.00	3,500.00	8,910.44	6,000.00	4,000.00	14.3%
10015210 70611	1,011.52	1,000.00	1,000.00	934.49	1,000.00	1,000.00	.0%
10015210 70631	3,046.00	3,000.00	5,200.00	5,181.00	5,000.00	5,000.00	-3.8%
10015210 70632	243,675.22	195,000.00	195,000.00	85,025.38	195,000.00	275,000.00	41.0%
10015210 70641	18,807.57	.00	.00	.00	.00	.00	.0%
10015210 70642	948.13	1,000.00	1,000.00	807.84	1,000.00	1,000.00	.0%
10015210 70643	202,872.42	225,000.00	325,000.00	222,746.23	225,000.00	225,000.00	-30.8%
10015210 70690	8,234.92	15,000.00	15,000.00	9,406.15	30,000.00	62,000.00	313.3%
10015210 70702	65,293.11	74,397.98	74,397.98	74,397.98	74,397.98	76,264.05	2.5%
10015210 70703	84,962.02	98,617.02	98,617.02	98,617.02	98,617.02	125,574.60	27.3%
10015210 70704	55,614.17	80,696.53	80,696.53	80,696.53	80,696.53	88,918.39	10.2%
10015210 70712	650,650.30	729,540.72	729,540.72	729,540.72	729,540.72	678,463.67	-7.0%
10015210 70713	60,245.40	48,636.05	48,636.05	48,636.05	48,636.05	45,997.54	-5.4%
10015210 70714	60,245.40	54,715.55	54,715.55	54,715.55	54,715.55	45,997.54	-15.9%
10015210 70720	80,982.01	78,696.48	78,696.48	78,696.48	78,696.48	74,729.23	-5.0%
10015210 71010	10,298.70	15,000.00	15,000.00	6,337.29	15,000.00	15,000.00	.0%
10015210 71017	1,129.67	800.00	800.00	2,690.67	1,500.00	1,500.00	87.5%
10015210 71024	26,163.39	27,500.00	27,500.00	25,464.90	30,000.00	30,000.00	9.1%
10015210 71026	137,686.33	135,000.00	135,000.00	122,701.54	135,000.00	155,000.00	14.8%
10015210 71026	2,920.00	.00	.00	.00	.00	.00	.0%
10015210 71026	26,669.84	.00	.00	.00	.00	.00	.0%
10015210 71070	114,768.83	115,924.00	115,924.00	69,515.68	115,924.00	130,000.00	12.1%
10015210 71073	473.23	500.00	500.00	540.86	500.00	500.00	.0%
10015210 71076	.00	500.00	500.00	.00	.00	.00	-100.0%
10015210 71080	13,401.46	25,000.00	25,000.00	10,993.70	25,000.00	25,000.00	.0%
10015210 71085	274.76	6,000.00	6,000.00	.00	6,000.00	6,000.00	.0%
10015210 71190	12,550.98	10,000.00	10,000.00	13,664.86	15,000.00	10,000.00	.0%
10015210 71310	24,617.52	19,000.00	19,000.00	18,050.24	20,000.00	25,000.00	31.6%
10015210 71320	92,824.39	90,000.00	90,000.00	67,887.97	90,000.00	100,000.00	11.1%
10015210 71330	17,450.63	18,000.00	18,000.00	13,457.85	18,000.00	19,000.00	5.6%
10015210 71340	97,996.81	80,000.00	80,000.00	70,040.33	80,000.00	90,000.00	12.5%
10015210 71410	222.52	1,500.00	1,500.00	293.43	1,500.00	1,500.00	.0%
10015210 71470	.00	.00	.00	302.75	.00	.00	.0%
10015210 71710	76,810.94	75,000.00	75,000.00	59,094.66	75,000.00	80,000.00	6.7%
10015210 71710	20,018.67	65,000.00	49,568.00	.00	65,000.00	65,000.00	31.1%
10015210 72120	327,185.11	50,000.00	50,000.00	7,754.00	7,754.00	65,000.00	30.0%
10015210 72130	1,951,544.00	414,635.00	763,402.00	708,388.00	708,388.00	218,000.00	-71.4%
10015210 72140	43,087.77	1,368,948.00	1,368,948.00	154,080.07	1,332,454.00	512,770.00	-62.5%
10015210 73401	575,171.17	569,710.43	569,710.43	461,482.04	569,817.83	557,227.13	-2.2%
10015210 73701	90,455.12	74,977.38	74,977.38	60,987.48	74,978.08	59,686.03	-20.4%

246





CITY OF BLOOMINGTON, IL
 NEXT YEAR / CURRENT YEAR BUDGET ANALYSIS

PROJECTION: 20244 FY 2024 BUDGET MASTER LEVEL 4

ACCOUNTS FOR:

Fire		2022 ACTUAL	2023 ORIG BUD	2023 REVISED BUD	2023 ACTUAL	2023 PROJECTION	2024 ADOPTED	PCT CHANGE	
10015210	79050	Invst Exp	1,028.86	1,000.00	1,000.00	61.96	1,000.00	2,000.00	100.0%
10015210	79110	Com Relatn	4,771.86	3,000.00	3,000.00	364.24	3,000.00	8,000.00	166.7%
10015210	79150	Bad Debt	396,441.76	400,000.00	400,000.00	404,796.19	500,000.00	500,000.00	25.0%
10015210	79155	Ins WritOf	1,615,575.64	1,650,000.00	1,650,000.00	2,509,555.41	4,000,000.00	4,000,000.00	142.4%
10015210	79990	Othr Exp	9,090.98	20,000.00	20,000.00	5,035.05	20,000.00	25,000.00	25.0%
TOTAL Fire			16,779,372.42	16,748,312.14	17,097,079.14	8,797,070.59	15,713,388.13	16,282,727.54	-4.8%
TOTAL REVENUE			-5,422,861.98	-6,389,110.00	-6,389,110.00	-8,872,362.94	-9,128,486.48	-9,090,200.00	42.3%
TOTAL EXPENSE			22,202,234.40	23,137,422.14	23,486,189.14	17,669,433.53	24,841,874.61	25,372,927.54	8.0%
GRAND TOTAL			16,779,372.42	16,748,312.14	17,097,079.14	8,797,070.59	15,713,388.13	16,282,727.54	-4.8%





CITY OF BLOOMINGTON, IL
 PROJECTION 20245 / BUDGET ENTRY FUTURE YRS REPORT

ORG	OBJECT PROJ	DESC	2025	2026	2027	2028
10015210 Fire						
	10015210 53310	St of IL	-20,000.00	-20,000.00	-20,000.00	-20,000.00
	10015210 54480	Report Fee	-200.00	-200.00	-200.00	-200.00
	10015210 54910	ActPgm Inc	-8,000,000.00	-8,000,000.00	-8,000,000.00	-8,000,000.00
	10015210 54910 69000	ActPgm Inc	-1,000,000.00	-1,000,000.00	-1,000,000.00	-1,000,000.00
	10015210 57440	CIRA Train	-40,000.00	-40,000.00	-40,000.00	-40,000.00
	10015210 57490	Othr Reimb	-5,000.00	-5,000.00	-5,000.00	-5,000.00
	10015210 57750	BdDebtRec	-25,000.00	-25,000.00	-25,000.00	-25,000.00
	10015210 61100	Salary FT	12,157,635.90	12,522,365.00	12,898,035.90	13,284,977.00
	10015210 61130	Salary SN	20,600.00	21,218.00	21,854.54	22,510.18
	10015210 61150	Salary OT	2,080,600.00	2,143,018.00	2,207,308.54	2,273,527.80
	10015210 62100	Dental Enh	52,850.33	54,435.84	56,068.92	57,750.98
	10015210 62102	Vision Ins	9,429.65	9,712.54	10,003.92	10,304.03
	10015210 62108	ENHBCBSPP0	1,454,627.14	1,498,265.96	1,543,213.93	1,589,510.35
	10015210 62109	ENH HMO	120,817.97	124,442.51	128,175.78	132,021.06
	10015210 62110	Group Life	8,500.00	8,500.00	8,500.00	8,500.00
	10015210 62111	Enh Vision	1,594.00	1,594.00	1,594.00	1,594.00
	10015210 62113	BCBS 60/12	148,676.38	153,136.67	157,730.77	162,462.70
	10015210 62114	BCBS HSA	156,768.06	161,471.10	166,315.24	171,304.69
	10015210 62115	RHS Contrb	120,000.00	120,000.00	120,000.00	120,000.00
	10015210 62116	HSA City	29,600.00	29,600.00	29,600.00	29,600.00
	10015210 62120	IMRF	23,834.20	24,549.23	25,285.70	26,044.27
	10015210 62130	FICA	21,360.14	22,000.94	22,660.97	23,340.80
	10015210 62140	Medicare	182,673.59	188,153.80	193,798.41	199,612.36
	10015210 62170	UniformAll	23,700.00	.00	.00	.00
	10015210 62190	Uniforms	50,000.00	78,700.00	83,700.00	88,700.00
	10015210 62191	Prot Wear	135,000.00	145,000.00	655,000.00	165,000.00
	10015210 62200	Hlth Fac	1,050.00	1,050.00	1,050.00	1,050.00
	10015210 62330	LIUNA Pen	1,872.00	1,872.00	1,872.00	1,872.00
	10015210 62990	Othr Ben	175,000.00	175,000.00	175,000.00	175,000.00
	10015210 70093	Bank Fees	2,500.00	2,500.00	2,500.00	2,500.00
	10015210 70095	CC Fees	2,500.00	2,500.00	2,500.00	2,500.00
	10015210 70220	Oth PT Sv	27,500.00	30,000.00	32,500.00	35,000.00
	10015210 70220 39000	Oth PT Sv	.00	.00	.00	.00
	10015210 70430	MFD Lease	5,500.00	5,500.00	5,500.00	5,500.00
	10015210 70510	RepMaint B	90,000.00	95,000.00	100,000.00	105,000.00
	10015210 70520	RepMaint V	214,909.50	221,356.79	227,997.49	234,837.41
	10015210 70540	RepMt Othr	88,000.00	95,000.00	102,000.00	110,000.00
	10015210 70590	Oth Repair	4,500.00	5,000.00	5,500.00	6,000.00
	10015210 70611	PrintBind	1,000.00	1,000.00	1,000.00	100.00
	10015210 70631	Dues	5,000.00	5,000.00	5,000.00	5,000.00
	10015210 70632	Pro Develop	275,000.00	275,000.00	275,000.00	275,000.00
	10015210 70642	Recdng Fee	1,000.00	1,000.00	1,000.00	1,000.00
	10015210 70643	Amb Bll Sv	225,000.00	225,000.00	225,000.00	225,000.00
	10015210 70690	Purch Serv	40,000.00	42,000.00	44,000.00	46,000.00
	10015210 70702	WC Prem	78,551.97	80,908.53	83,335.79	85,835.86
	10015210 70703	Liab Prem	129,341.84	133,222.10	137,218.76	141,335.32
	10015210 70704	Prop In Pr	91,585.94	94,333.52	97,163.53	100,078.43
	10015210 70712	WC Claim	698,817.58	719,782.10	741,375.57	763,616.83
	10015210 70713	Liab Claim	47,377.46	48,798.79	50,262.75	51,770.63



**CITY OF BLOOMINGTON, IL
 PROJECTION 20245 / BUDGET ENTRY FUTURE YRS REPORT**

ORG	OBJECT PROJ	DESC	2025	2026	2027	2028
10015210 70714		Prop Claim	47,377.46	48,798.79	50,262.75	51,770.63
10015210 70720		Ins Admin	76,971.11	79,280.24	81,658.65	84,108.41
10015210 71010		Off Supp	15,000.00	15,000.00	15,000.00	15,000.00
10015210 71017		Postage	1,500.00	1,500.00	1,500.00	1,500.00
10015210 71024		Janit Supp	32,500.00	35,000.00	37,500.00	40,000.00
10015210 71026		Med Supp	165,000.00	175,000.00	185,000.00	195,000.00
10015210 71070		Fuel	130,000.00	130,000.00	130,000.00	130,000.00
10015210 71073		FuelNonCit	500.00	500.00	500.00	500.00
10015210 71080		Maint Supp	25,000.00	25,000.00	25,000.00	25,000.00
10015210 71085		Rock Salt	6,000.00	6,000.00	6,000.00	6,000.00
10015210 71190		Other Supp	10,000.00	10,000.00	10,000.00	10,000.00
10015210 71310		Natural Gs	25,000.00	25,000.00	25,000.00	25,000.00
10015210 71320		Electricity	105,000.00	110,000.00	115,000.00	120,000.00
10015210 71330		Water	20,000.00	20,000.00	20,000.00	20,000.00
10015210 71340		Telecom	95,000.00	100,000.00	110,000.00	115,000.00
10015210 71410		Books	1,500.00	1,500.00	1,500.00	1,500.00
10015210 71710		Veh Equip	85,000.00	90,000.00	100,000.00	105,000.00
10015210 71710	39000	Veh Equip	65,000.00	65,000.00	65,000.00	65,000.00
10015210 72120		CO Comp Eq	15,000.00	.00	.00	.00
10015210 72130		CO Lic Veh	1,522,300.00	2,876,278.00	1,075,519.00	1,803,500.00
10015210 72140		CO Other	243,704.00	193,845.00	202,012.00	211,000.00
10015210 73401		Lease Prin	544,072.04	388,255.70	320,090.28	248,598.67
10015210 73701		Lease Int	45,110.06	31,654.21	21,089.73	11,244.82
10015210 79050		Invst Exp	2,000.00	2,000.00	2,000.00	2,000.00
10015210 79110		Com Relatn	8,000.00	8,000.00	8,000.00	8,000.00
10015210 79150		Bad Debt	500,000.00	500,000.00	500,000.00	500,000.00
10015210 79155		Ins WritOf	4,000,000.00	4,000,000.00	4,000,000.00	4,000,000.00
10015210 79990		Othr Exp	25,000.00	25,000.00	25,000.00	25,000.00
TOTAL Fire			17,725,608.32	19,439,399.36	18,688,054.92	19,470,279.23
TOTAL REVENUE			-9,090,200.00	-9,090,200.00	-9,090,200.00	-9,090,200.00
TOTAL EXPENSE			26,815,808.32	28,529,599.36	27,778,254.92	28,560,479.23
GRAND TOTAL			17,725,608.32	19,439,399.36	18,688,054.92	19,470,279.23



POLICE & FIRE PENSION PLANS 10015111 & 10015211

Purpose

These plans account for the payment of the annual pension contributions to the Police and Firefighter Pension plans.

Facts

- These single-employer defined benefit pension plans are mandated by Illinois Compiled Statutes (40 ILCS 5/The Illinois Pension Code) and may be amended only by the action of the Illinois Legislature.
- The plan assets are separately managed by the Police and Fire Pension Boards.
- The City contributions to the plans are based on actuarially-determined amounts.
- Police sworn personnel are required by State Statute to contribute 9.91% of their base salary to the plan, while Fire sworn personnel are required to contribute 9.45% of their base salary to the plan.

Defined Benefit Plan: Payment of benefits is guaranteed by the employer to an employee at retirement, providing a fixed monthly income for life.

Authorization

- Funding for the Police and Firefighter Pension Plans is established by an Ordinance in City Code Chapter 16, Article III, and Section 46.
- Required funding of Police and Firefighter Pension Plans is mandated by State law under Articles 3 and 4 of the Illinois Pension Code.

Funding Source

Property Taxes, Replacement Taxes and the portion of Utility Taxes that are a result of the rate increase approved by City Council on April 28, 2014.

FY 2023 Funding Status (May 1, 2022)

	Firefighter Pension	Police Pension
Actuarial Value Assets	\$88,227,504	\$111,037,960
Actuarial Accrued Liability	\$141,751,743	\$179,070,628
Unfunded Actuarial Accrued Liability	\$53,524,239	\$68,032,668
Percent Funded:		
Actuarial Value of Assets	62.24%	62.01%
Market Value of Assets	62.35%	60.02%

FY 2024 Budget & Program Highlights

Legislation passed in 2011 required Police and Firefighter Pension Plans to be funded at 90% by Fiscal Year 2040. After considerable review and analysis, the City adopted a 100% funding goal. Legislation passed in late 2019, however, will require the consolidation of separate Downstate municipal Police and Fire Pension funds into just two State-level funds. Final funding requirements under this new legislation is unknown at the time of the FY2021 budget finalization. Therefore, the City has opted to retain its 100% funding strategy until further guidance is given.

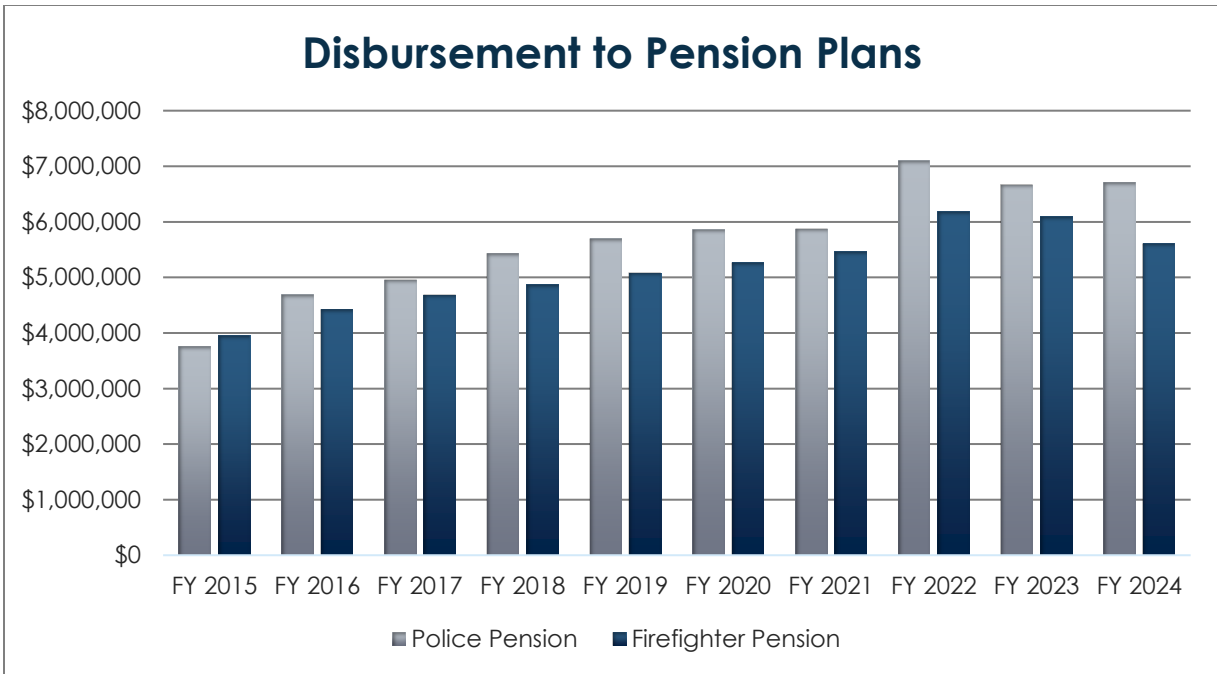
The 2022 actuarially determined combined Police and Fire contribution is \$12,313,442 for FY 2024. This will be funded by:

- Tax Levy*: \$9,604,000
- Utility Tax: \$2,298,066
- Replacement Tax: \$ 10,000
- General Fund Reserves: \$ 401,376

*These tax levies account for approximately 43% of the total City (non-library) Tax Levy of \$22,320,384.

What We Accomplished in FY 2023

The City continued to exceed the State Minimum Contribution, as determined by the actuary; keeping the City on track for a goal of 100% funded vs. the State mandate of 90% funded, by Fiscal Year 2040.



Challenges

Police and Fire pension benefits are legislatively mandated leaving the City unable to manage a large driver of expense. In addition, investments are managed by each pension board which are a separate legal entity. The City can control the number of firefighters and officers hired and their salaries however, demand for public safety services continues to increase.



CITY OF BLOOMINGTON, IL
 NEXT YEAR / CURRENT YEAR BUDGET ANALYSIS

PROJECTION: 20244 FY 2024 BUDGET MASTER LEVEL 4

ACCOUNTS FOR:

Police Pension	2022 ACTUAL	2023 ORIG BUD	2023 REVISED BUD	2023 ACTUAL	2023 PROJECTION	2024 ADOPTED	PCT CHANGE
10015111 50190 PTx Other	-4,006,916.19	-4,008,000.00	-4,008,000.00	-4,007,643.28	-4,007,643.28	-4,708,000.00	17.5%
10015111 53020 Replace Tx	-5,000.00	-5,000.00	-5,000.00	-5,000.00	-5,000.00	-5,000.00	.0%
10015111 56020 Int Frm Tx	-59.48	.00	.00	-32.14	-32.14	.00	.0%
10015111 75910 To Oth Gov	7,095,290.00	6,662,156.00	6,662,156.00	6,662,156.00	6,662,156.00	6,701,162.00	.6%
TOTAL Police Pension	3,083,314.33	2,649,156.00	2,649,156.00	2,649,480.58	2,649,480.58	1,988,162.00	-25.0%
TOTAL REVENUE	-4,011,975.67	-4,013,000.00	-4,013,000.00	-4,012,675.42	-4,012,675.42	-4,713,000.00	17.4%
TOTAL EXPENSE	7,095,290.00	6,662,156.00	6,662,156.00	6,662,156.00	6,662,156.00	6,701,162.00	.6%
GRAND TOTAL	3,083,314.33	2,649,156.00	2,649,156.00	2,649,480.58	2,649,480.58	1,988,162.00	-25.0%





CITY OF BLOOMINGTON, IL
PROJECTION 20245 / BUDGET ENTRY FUTURE YRS REPORT

ORG	OBJECT PROJ	DESC	2025	2026	2027	2028
10015111		Police Pension				
10015111 50190		PTx Other	-4,708,000.00	-4,708,000.00	-4,708,000.00	-4,708,000.00
10015111 53020		Replace Tx	-5,000.00	-5,000.00	-5,000.00	-5,000.00
10015111 75910		To Oth Gov	6,902,196.86	7,109,262.77	7,322,540.65	7,542,216.87
		TOTAL Police Pension	2,189,196.86	2,396,262.77	2,609,540.65	2,829,216.87
		TOTAL REVENUE	-4,713,000.00	-4,713,000.00	-4,713,000.00	-4,713,000.00
		TOTAL EXPENSE	6,902,196.86	7,109,262.77	7,322,540.65	7,542,216.87
		GRAND TOTAL	2,189,196.86	2,396,262.77	2,609,540.65	2,829,216.87





CITY OF BLOOMINGTON, IL
 NEXT YEAR / CURRENT YEAR BUDGET ANALYSIS

PROJECTION: 20244 FY 2024 BUDGET MASTER LEVEL 4

ACCOUNTS FOR:

Fire Pension	2022 ACTUAL	2023 ORIG BUD	2023 REVISED BUD	2023 ACTUAL	2023 PROJECTION	2024 ADOPTED	PCT CHANGE
10015211 50190 PTx Other	-4,194,883.24	-4,196,000.00	-4,196,000.00	-4,195,657.43	-4,195,657.43	-4,896,000.00	16.7%
10015211 53020 Replace Tx	-5,000.00	-5,000.00	-5,000.00	-5,000.00	-5,000.00	-5,000.00	.0%
10015211 56020 Int Frm Tx	-62.27	.00	.00	-33.65	-33.65	.00	.0%
10015211 75910 To Oth Gov	6,187,221.00	6,089,466.00	6,089,466.00	6,089,466.00	6,089,466.00	5,612,280.00	-7.8%
TOTAL Fire Pension	1,987,275.49	1,888,466.00	1,888,466.00	1,888,774.92	1,888,774.92	711,280.00	-62.3%
TOTAL REVENUE	-4,199,945.51	-4,201,000.00	-4,201,000.00	-4,200,691.08	-4,200,691.08	-4,901,000.00	16.7%
TOTAL EXPENSE	6,187,221.00	6,089,466.00	6,089,466.00	6,089,466.00	6,089,466.00	5,612,280.00	-7.8%
GRAND TOTAL	1,987,275.49	1,888,466.00	1,888,466.00	1,888,774.92	1,888,774.92	711,280.00	-62.3%





CITY OF BLOOMINGTON, IL
PROJECTION 20245 / BUDGET ENTRY FUTURE YRS REPORT

ORG	OBJECT PROJ	DESC	2025	2026	2027	2028
10015211 Fire Pension						
10015211 50190		PTx Other	-4,896,000.00	-4,896,000.00	-4,896,000.00	-4,896,000.00
10015211 53020		Replace Tx	-5,000.00	-5,000.00	-5,000.00	-5,000.00
10015211 75910		To Oth Gov	5,780,648.40	5,954,067.85	6,132,689.89	6,316,670.58
TOTAL Fire Pension			879,648.40	1,053,067.85	1,231,689.89	1,415,670.58
TOTAL REVENUE			-4,901,000.00	-4,901,000.00	-4,901,000.00	-4,901,000.00
TOTAL EXPENSE			5,780,648.40	5,954,067.85	6,132,689.89	6,316,670.58
GRAND TOTAL			879,648.40	1,053,067.85	1,231,689.89	1,415,670.58



BUILDING SAFETY

10015410



Purpose

The Building Safety Division focuses primarily on the review and inspection of the built environment. Services include plan review and inspection of construction, plumbing, electrical, heating/ventilating, fire prevention and air-conditioning (HVAC) systems. Routine fire inspections ensure public safety and provide information about current uses and layouts. The City adopted the 2018 International Code Council regulations, which set minimum building-related life-safety rules and are enforced primarily through the Building Safety Division. Other state and national codes also come into play, as noted below.

The Division consists of 17 positions, including three support staff with some cross-division responsibilities. The Building Safety Division provides staff support to the Building Board of Appeals. This nine-member appointed Board hears and decides all appeals from rulings or determinations made by the Director of Economic & Community Development or Department Staff.

Key Services Provided

- **Building Review and Inspection:** This category represents work traditionally considered when thinking about building safety. Applications and plans are received which typically lead to issuance of a permit before any construction can begin. Residential and commercial construction reviews are handled separately. In both cases, inspections are conducted at several points during construction, eventually leading to issuance of a certificate of occupancy for each building or unit. Non-residential projects also receive a detailed plan review in advance of issuance of any permit. Plan reviewers must be knowledgeable about all aspects of construction, but without the detail represented by inspectors in the next category.
- **Plumbing, Electrical, Fire Prevention and HVAC Inspections:** Four specialists conduct plan reviews and inspections related to each of these components. They regularly participate in the review and inspection process for new buildings and major remodeling. The fire prevention reviews and inspections are focused on commercial properties, while the others work in both residential and commercial projects. The State mandates use of the Illinois Plumbing Code, in place of the ICC code. The National Fire Protection Association Code (NFPA) is commonly referenced, alongside the International Fire Code.
- **Fire Inspections:** Three inspectors perform annual inspections of existing commercial buildings to assure they remain in compliance with the life-safety parameters defined by the staff (and their predecessors) above. While there is a code enforcement aspect to their inspections, maintaining compliance is the true goal.
- **Multi-Discipline Inspections:** This position focuses on permitting and code compliance in mobile home parks, and the unique rules and regulation associated with them. The Multi-Discipline Inspectors also assists in residential and light commercial inspections when other inspectors are not available.

FY 2024 Budget & Program Highlights

- Staff will continue to update and standardize Review / Inspection Checklists.
- Staff will continue to update permit applications for the new permit intake process.
- Continued efforts will be made to provide for a thorough plan review process in a timely manner.
- Staff will be continuing to standardize and formalize Department policies and Division procedures.
- Onboarding of new staff will continue to maintain permitting and inspection standards.

What We Accomplished in FY 2023

- The Division maintained plan review and inspection schedules during staff transitions and continued increase in housing construction.
- Online permit intake process continues to be implemented, including the updating and reformatting of many permit applications and associated documents.
- Began drone inspection operations.
- With just two Fire Inspectors, it was difficult to meet the ordinance requirements for frequency of fire inspections, resulting in a shift to prioritize structures with assembly roles and those that serve larger populations. A new Fire Inspector position was created and filled to better meet requirements.
- An additional Multi-Discipline Inspector position was created and filled to provide better business continuity within the division.
- Mechanical (HVAC) Inspector, Electrical Inspector, and Building Inspector vacancies were also filled.

Challenges

- The Division experienced some staff turnover. Efforts are being made to address training for new employees to maintain professional standards expected of the Division.
- Training opportunities for staff have been limited since returning to the office post COVID-19. On-line remote training opportunities to maintain credentials are becoming more readily available, but with additional associated costs.
- Increased housing demand and larger commercial construction projects are anticipated to continue to increase, with associated need for permit reviews and inspections.

Fun Facts

The City's Cross Connection Program provides safeguards to prevent the contamination of our drinking water by inadvertent and illegal plumbing connections to our water supply. This is done semi-annually by private, qualified inspectors who review commercial buildings and identify sources of possible contamination for correction.

Additionally, very few people know the reason for Building /Codes and without Zoning Codes, most cities would be unlivable.




CITY OF BLOOMINGTON, IL
 NEXT YEAR / CURRENT YEAR BUDGET ANALYSIS

PROJECTION: 20244 FY 2024 BUDGET MASTER LEVEL 4

ACCOUNTS FOR:

Building	Safety		2022 ACTUAL	2023 ORIG BUD	2023 REVISED BUD	2023 ACTUAL	2023 PROJECTION	2024 ADOPTED	PCT CHANGE
10015410	51590	OthContLic	-13,900.00	-9,650.00	-9,650.00	-10,200.00	-12,000.00	-12,000.00	24.4%
10015410	52010	Bldg Permt	-487,988.04	-388,000.00	-388,000.00	-292,409.61	-425,000.00	-425,000.00	9.5%
10015410	52020	Plumb Prmt	-127,355.09	-100,000.00	-100,000.00	-101,547.73	-125,000.00	-110,000.00	10.0%
10015410	52030	Elct Permt	-149,649.76	-105,000.00	-105,000.00	-150,465.44	-150,000.00	-115,000.00	9.5%
10015410	52040	HVAC Permt	-229,057.01	-178,500.00	-178,500.00	-190,816.43	-200,000.00	-190,000.00	6.4%
10015410	52060	MbHm Permt	-4,375.00	-1,800.00	-1,800.00	-1,525.00	-2,500.00	-2,500.00	38.9%
10015410	52080	Sign Permt	-9,238.22	-10,000.00	-10,000.00	-6,682.38	-10,000.00	-10,000.00	.0%
10015410	52990	Other Pmt	-1,000.00	-700.00	-700.00	-1,400.00	-2,000.00	-1,000.00	42.9%
10015410	54140	CsCon Fee	-144,785.00	-136,500.00	-136,500.00	-109,970.00	-136,500.00	-140,000.00	2.6%
10015410	54470	Insp Fee	.00	-200.00	-200.00	.00	-200.00	-200.00	.0%
10015410	54740	PlnRv Fees	-338,536.65	-200,000.00	-200,000.00	-311,193.27	-150,000.00	-225,000.00	12.5%
10015410	54750	CtrReg Fee	-46,200.00	-41,600.00	-41,600.00	-42,800.00	-41,600.00	-46,000.00	10.6%
10015410	55990	Othr Pnlty	-14,401.63	-10,000.00	-10,000.00	-15,572.80	-15,000.00	-10,000.00	.0%
10015410	57114	Equip Sale	-771.11	.00	.00	.00	.00	.00	.0%
10015410	57990	Misc Rev	-50.00	-50.00	-50.00	-25.00	-50.00	-50.00	.0%
10015410	61100	Salary FT	918,526.43	974,373.00	974,373.00	778,458.91	1,023,918.42	1,231,121.00	26.4%
10015410	61150	Salary OT	890.47	1,500.00	1,500.00	572.86	900.00	4,000.00	166.7%
10015410	61190	Othr Salry	6,020.85	.00	.00	9,797.18	10,000.00	.00	.0%
10015410	62100	Dental Enh	5,562.56	5,544.00	5,544.00	3,972.88	5,683.22	6,226.00	12.3%
10015410	62109	ENH HMO	8,562.05	12,772.00	12,772.00	.00	.00	.00	-100.0%
10015410	62110	Group Life	934.50	1,020.00	1,020.00	738.28	1,013.60	1,156.00	13.3%
10015410	62111	Enh Vision	1,311.82	1,426.00	1,426.00	956.04	1,373.00	1,450.00	1.7%
10015410	62113	BCBS 60/12	98,514.82	100,097.00	100,097.00	90,824.83	141,873.03	152,646.00	52.5%
10015410	62114	BCBS HSA	35,587.10	39,619.00	39,619.00	24,743.69	29,997.45	36,563.00	-7.7%
10015410	62116	HSA City	5,100.00	4,500.00	4,500.00	.00	6,200.00	6,200.00	37.8%
10015410	62120	IMRF	105,404.02	94,374.00	94,374.00	68,610.88	82,895.48	79,322.00	-15.9%
10015410	62130	FICA	53,703.24	56,674.00	56,674.00	45,248.86	59,136.35	71,667.00	26.5%
10015410	62140	Medicare	12,559.57	13,261.00	13,261.00	10,582.47	13,882.25	16,768.00	26.4%
10015410	62170	UniformAll	3,600.00	3,600.00	3,600.00	6,800.00	6,800.00	5,400.00	50.0%
10015410	62330	LIUNA Pen	10,366.26	11,232.00	11,232.00	8,412.54	10,756.80	13,104.00	16.7%
10015410	62990	Othr Ben	9,788.65	12,600.00	12,600.00	13,015.90	13,783.09	13,200.00	4.8%
10015410	70095	CC Fees	811.76	5,000.00	5,000.00	651.05	5,000.00	5,000.00	.0%
10015410	70430	MFD Lease	1,971.84	2,000.00	2,000.00	1,613.29	2,500.00	2,500.00	25.0%
10015410	70520	RepMaint V	4,273.69	3,000.00	3,000.00	6,700.48	5,000.00	3,000.00	.0%
10015410	70530	RepMaint O	1,500.00	750.00	750.00	.00	750.00	900.00	20.0%
10015410	70611	PrintBind	1,848.22	2,000.00	2,000.00	1,363.37	2,000.00	2,000.00	.0%
10015410	70631	Dues	265.00	1,000.00	1,000.00	729.35	2,000.00	3,000.00	200.0%
10015410	70632	Pro Develop	3,968.83	10,000.00	10,000.00	5,466.50	10,000.00	25,000.00	150.0%
10015410	70649	Car Wash	211.00	200.00	200.00	58.00	200.00	450.00	125.0%
10015410	70690	Purch Serv	9,158.70	25,000.00	25,000.00	20,000.00	25,000.00	25,000.00	.0%
10015410	70702	WC Prem	5,670.84	6,535.35	6,535.35	6,535.35	6,535.35	8,171.54	25.0%
10015410	70703	Liab Prem	7,379.13	8,662.83	8,662.83	8,662.83	8,662.83	13,455.06	55.3%
10015410	70704	Prop Prem	4,830.21	7,088.64	7,088.64	7,088.64	7,088.64	9,527.42	34.4%





CITY OF BLOOMINGTON, IL
 NEXT YEAR / CURRENT YEAR BUDGET ANALYSIS

PROJECTION: 20244 FY 2024 BUDGET MASTER LEVEL 4

ACCOUNTS FOR:

Building Safety	2022 ACTUAL	2023 ORIG BUD	2023 REVISED BUD	2023 ACTUAL	2023 PROJECTION	2024 ADOPTED	PCT CHANGE
10015410 70712	50,200.71	40,545.76	40,545.76	40,545.76	40,545.76	60,716.21	49.7%
10015410 70713	4,648.21	2,703.05	2,703.05	2,703.05	2,703.05	4,116.35	52.3%
10015410 70714	4,648.21	3,040.93	3,040.93	3,040.93	3,040.93	4,116.35	35.4%
10015410 70720	7,033.46	6,912.95	6,912.95	6,912.95	6,912.95	8,007.08	15.8%
10015410 71010	12,474.72	4,000.00	4,000.00	3,485.04	4,000.00	6,500.00	62.5%
10015410 71017	2,356.46	5,000.00	5,000.00	1,832.51	5,000.00	4,000.00	-20.0%
10015410 71070	3,232.56	5,840.00	5,840.00	4,589.35	8,000.00	9,825.00	68.2%
10015410 71190	495.19	500.00	500.00	509.12	500.00	900.00	80.0%
10015410 71340	22,371.00	20,000.00	20,000.00	16,092.81	20,000.00	20,000.00	.0%
10015410 71420	180.38	500.00	500.00	159.92	500.00	500.00	.0%
10015410 72130	25,147.00	26,207.00	36,918.88	36,918.88	36,918.88	164,837.92	346.5%
10015410 73401	4,434.80	1,880.56	1,880.56	1,880.56	1,897.66	.00	-100.0%
10015410 73701	111.30	12.20	12.20	12.20	12.30	.00	-100.0%
10015410 79120	280.64	100.00	100.00	.00	100.00	100.00	.0%
TOTAL Building Safety	-111,371.31	339,071.27	349,783.15	5,679.60	343,231.04	733,695.93	109.8%
TOTAL REVENUE	-1,567,307.51	-1,182,000.00	-1,182,000.00	-1,234,607.66	-1,269,850.00	-1,286,750.00	8.9%
TOTAL EXPENSE	1,455,936.20	1,521,071.27	1,531,783.15	1,240,287.26	1,613,081.04	2,020,445.93	31.9%
GRAND TOTAL	-111,371.31	339,071.27	349,783.15	5,679.60	343,231.04	733,695.93	109.8%



**CITY OF BLOOMINGTON, IL
 PROJECTION 20245 / BUDGET ENTRY FUTURE YRS REPORT**

ORG	OBJECT PROJ	DESC	2025	2026	2027	2028
10015410 Building Safety						
10015410 51590		OthContLic	-12,000.00	-12,000.00	-12,000.00	-12,000.00
10015410 52010		Bldg Permt	-425,000.00	-388,000.00	-388,000.00	-388,000.00
10015410 52020		Plumb Prmt	-110,000.00	-110,000.00	-110,000.00	-110,000.00
10015410 52030		Elct Permt	-115,000.00	-115,000.00	-115,000.00	-115,000.00
10015410 52040		HVAC Permt	-190,000.00	-190,000.00	-190,000.00	-190,000.00
10015410 52060		MbHm Permt	-2,500.00	-2,500.00	-2,500.00	-2,500.00
10015410 52080		Sign Permt	-10,000.00	-10,000.00	-10,000.00	-10,000.00
10015410 52990		Other Pmt	-1,000.00	-1,000.00	-1,000.00	-1,000.00
10015410 54140		CsCon Fee	-140,000.00	-140,000.00	-140,000.00	-140,000.00
10015410 54470		Insp Fee	-200.00	-200.00	-200.00	-200.00
10015410 54740		PlnRv Fees	-200,000.00	-200,000.00	-200,000.00	-200,000.00
10015410 54750		CtrReg Fee	-41,600.00	-41,600.00	-41,600.00	-41,600.00
10015410 55990		Othr Pnlty	-10,000.00	-10,000.00	-10,000.00	-10,000.00
10015410 57990		Misc Rev	-50.00	-50.00	-50.00	-50.00
10015410 61100		Salary FT	1,268,054.63	1,306,096.27	1,345,279.16	1,385,637.53
10015410 61150		Salary OT	4,120.00	4,243.60	4,370.91	4,502.04
10015410 62100		Dental Enh	6,412.78	6,605.16	6,803.32	7,007.42
10015410 62110		Group Life	1,156.00	1,156.00	1,156.00	1,156.00
10015410 62111		Enh Vision	1,450.00	1,450.00	1,450.00	1,450.00
10015410 62113		BCBS 60/12	157,225.38	161,942.14	166,800.41	171,804.42
10015410 62114		BCBS HSA	37,659.89	38,789.69	39,953.38	41,151.98
10015410 62116		HSA City	6,200.00	6,200.00	6,200.00	6,200.00
10015410 62120		IMRF	81,701.66	84,152.71	86,677.29	89,277.61
10015410 62130		FICA	73,817.01	76,031.52	78,312.47	80,661.84
10015410 62140		Medicare	17,271.04	17,789.17	18,322.85	18,872.53
10015410 62170		UniformAll	5,400.00	5,400.00	5,400.00	5,400.00
10015410 62330		LIUNA Pen	13,104.00	13,104.00	13,104.00	13,104.00
10015410 62990		Othr Ben	13,200.00	13,200.00	13,200.00	13,200.00
10015410 70095		CC Fees	5,000.00	5,000.00	5,000.00	5,000.00
10015410 70430		MFD Lease	2,500.00	2,500.00	2,500.00	2,500.00
10015410 70520		RepMaint V	3,090.00	3,182.70	3,278.18	3,376.53
10015410 70530		RepMaint O	900.00	900.00	900.00	900.00
10015410 70611		PrintBind	2,000.00	2,000.00	2,000.00	2,000.00
10015410 70631		Dues	3,000.00	3,000.00	3,000.00	3,000.00
10015410 70632		Pro Develop	25,000.00	25,000.00	25,000.00	25,000.00
10015410 70649		Car Wash	450.00	450.00	450.00	450.00
10015410 70690		Purch Serv	25,000.00	25,000.00	25,000.00	25,000.00
10015410 70702		WC Prem	8,416.68	8,669.18	8,929.26	9,197.14
10015410 70703		Liab Prem	13,858.71	14,274.47	14,702.71	15,143.79
10015410 70704		Prop Prem	9,813.25	10,107.64	10,410.87	10,723.20
10015410 70712		WC Claim	62,537.69	64,413.83	66,346.24	68,336.63
10015410 70713		Liab Claim	4,239.84	4,367.04	4,498.05	4,632.99
10015410 70714		Prop Claim	4,239.84	4,367.04	4,498.05	4,632.99
10015410 70720		Ins Admin	8,247.30	8,494.71	8,749.56	9,012.04
10015410 71010		Off Supp	6,500.00	6,500.00	6,500.00	6,500.00
10015410 71017		Postage	4,000.00	4,000.00	4,000.00	4,000.00
10015410 71070		Fuel	10,119.75	10,423.34	10,736.04	11,058.12
10015410 71190		Other Supp	900.00	900.00	900.00	900.00
10015410 71340		Telecom	20,000.00	20,000.00	20,000.00	20,000.00





CITY OF BLOOMINGTON, IL
PROJECTION 20245 / BUDGET ENTRY FUTURE YRS REPORT

ORG	OBJECT PROJ	DESC	2025	2026	2027	2028
10015410	71420	Periodicls	500.00	500.00	500.00	500.00
10015410	72130	CO Lcn Veh	84,777.84	131,876.64	.00	47,098.80
10015410	79120	Emp Relatn	100.00	100.00	100.00	100.00
TOTAL	Building Safety		734,613.29	871,836.85	794,678.75	898,137.60
TOTAL	REVENUE		-1,257,350.00	-1,220,350.00	-1,220,350.00	-1,220,350.00
TOTAL	EXPENSE		1,991,963.29	2,092,186.85	2,015,028.75	2,118,487.60
GRAND	TOTAL		734,613.29	871,836.85	794,678.75	898,137.60



PLANNING 10015420



Purpose

The Planning Division of the Economic & Community Development Department is primarily responsible for administering the Zoning, Subdivision, Annexation and Sign Codes, and related short-range and long-range planning activities for the City. This entails Staff support to three land use commissions, and a weekly informational meeting for Developers. This Division also provides representation to McLean County Regional Planning for regional planning activities, including transportation and planning activities within 1½ miles of the City's corporate boundaries; and represents the City on several regional committees.

The Division consists of a City Planner and two Assistant Planners, with oversight by the Assistant Director

Key Services Provided:

- Oversees Comprehensive, Strategic and Other Area plan creation, implementation, and update.
- Provides customer assistance for general inquiries on zoning and land use matters by current and future residents, owners, and professionals.
- Coordinates a weekly Project Review Group meeting that allows developers an opportunity to meet multiple City Divisions involved in the development approval process, including Building Safety, Fire, Economic Development, Parks, Planning, and Public Works – Engineering.
- Customer assistance for land use applications related to annexation, historic preservation, legislative site plan review, subdivision plans, planned unit developments, site plan review, variations, a special use permit, a zoning or comprehensive plan change or text amendment.
- Provide Staff support to Land Use Commissions:

Historic Preservation Commission – Seven-member appointed Commission with powers and duties to help administer the City's Historic Preservation Program and related Ordinances. This includes survey work, keeping a local historic register, public education, and holding public hearings for designations, alterations, and Eugene D. Funk and Harriet Fuller Rust grant assistance. Bloomington's Commission is a Certified Local Government.

Planning Commission – Ten appointed members, conducts public hearings related to the official Comprehensive Plan, annexation agreements, zoning amendments, planned unit developments, and text modifications to the City's zoning and subdivision codes.

Zoning Board of Appeals - Seven-member appointed Board holds public hearings for Special Use requests and decides requests for variation and appeals related to enforcement of the City's Zoning Code, Chapter 44, and the City's Sign Ordinance, Chapter 3.

FY 2024 Budget & Program Highlights

- The budget includes funding for the Harriet Fuller Rust and Eugene D Funk Preservation Grants. These grants are incentives for investing in the Historic Downtown and preserving Bloomington's historic resources.

What We Accomplished in FY 2023

- During FY2023 the Planning Division implemented several improvements that allow for efficiency and an ever-improving high level of customer service for planning and zoning administration. Additionally, the division continues to work on many projects with broader initiatives that benefit the community.

Significant accomplishments:

- Continued to maintain a high level of customer service with responsiveness to the customer, efficiency in application processing, and continued improvement to the public hearing process. This includes significant changes to application substance, timelines, and method of interaction with customers; as well as internal process management.
- Increased use of mapping and analytic tools to provide a higher level of professional recommendations for land use cases, property development and reuse, and strategy for overall comprehensive and strategic planning.
- Continued to manage and provide staff support to three Land Use Commissions, including the Planning Commission, Zoning Board of Appeals, and Historic Preservation Commission, and added a strong focus on improvements commission guidance; and the overall public hearing and review process.
- Continued to host a weekly informational meeting for developers to discuss upcoming projects with development review staff in various divisions, including Fire, Public Works Engineering, Economic Development, Planning, and Parks.
- Continued to coordinate interdepartmental work-related smart cities, annexation strategy, and changing regional needs.
- Continued participation in the Invest Health initiative, a multidisciplinary partnership between local government and health organizations, and strengthen working relationships important for community planning.
- Continued implementation of Bloomington's recently updated Historic Preservation Plan, including collection of historic survey information and public education opportunities.
- Participated in collaborative events with the MCRPC, the County, and Town of Normal to increase awareness and understanding of City Planning, including Planning Month.
- Presented text amendments to the zoning code adopted in 2019 to provide clarity and resolve gaps that resulted from the comprehensive re-write.
- Made significant Division website improvements for increased customer service.
- Continued to streamline development review process for more efficient government services.

Challenges

Bloomington continues to see growth, which is a rare opportunity for large scale planning for long term benefit. This includes a wide range from environmental sustainability, livability, economic opportunities, business attraction, urban design, infrastructure needs, housing choice, public transportation, pedestrian connectivity, and so much more. The challenge continues to be how to time and implement these items to not miss any great opportunities.

Fun Facts

Staff working in this division offer the City about 75 years of combined professional and related planning experience.



CITY OF BLOOMINGTON, IL
 NEXT YEAR / CURRENT YEAR BUDGET ANALYSIS

PROJECTION: 20244 FY 2024 BUDGET MASTER LEVEL 4

ACCOUNTS FOR:

Planning	2022 ACTUAL	2023 ORIG BUD	2023 REVISED BUD	2023 ACTUAL	2023 PROJECTION	2024 ADOPTED	PCT CHANGE
10015420 53110 48000 Fed Grants	-30,000.00	.00	.00	.00	.00	.00	.0%
10015420 54660 Pub Fee	-6,091.51	-3,000.00	-3,000.00	-6,408.74	-5,699.00	-6,000.00	100.0%
10015420 54710 BdApplsFee	-15,188.00	-5,500.00	-5,500.00	-13,885.00	-13,759.20	-13,800.00	150.9%
10015420 57985 Cash ShOvr	.00	.00	.00	275.00	275.00	.00	.0%
10015420 57990 Misc Rev	-668.00	.00	.00	-28.00	.00	.00	.0%
10015420 61100 Salary FT	145,286.95	212,890.00	212,890.00	164,382.30	215,379.94	221,842.00	4.2%
10015420 61130 Salary SN	.00	.00	29,000.00	2,160.00	2,160.00	.00	-100.0%
10015420 61150 Salary OT	482.62	3,500.00	3,500.00	.00	.00	.00	-100.0%
10015420 61190 Othr Salry	8,898.30	.00	.00	.00	.00	.00	.0%
10015420 62100 Dental Enh	453.71	1,114.00	1,114.00	415.46	561.50	581.00	-47.8%
10015420 62102 Vision Ins	.00	157.00	157.00	.00	.00	.00	-100.0%
10015420 62110 Group Life	156.53	204.00	204.00	150.70	201.60	204.00	.0%
10015420 62111 Enh Vision	102.65	157.00	157.00	50.67	67.68	68.00	-56.7%
10015420 62113 BCBS 60/12	10,751.41	45,994.00	45,994.00	9,286.56	12,764.50	13,842.00	-69.9%
10015420 62114 BCBS HSA	5,025.24	.00	.00	9,248.01	12,407.06	12,521.00	.0%
10015420 62116 HSA City	.00	.00	.00	.00	1,900.00	1,900.00	.0%
10015420 62120 IMRF	17,087.98	20,797.00	20,797.00	15,093.88	18,588.07	15,043.00	-27.7%
10015420 62130 FICA	9,212.20	12,379.00	12,379.00	9,913.53	12,910.94	13,170.00	6.4%
10015420 62140 Medicare	2,154.50	2,895.00	2,895.00	2,318.65	3,019.70	3,082.00	6.5%
10015420 62990 Othr Ben	1,460.18	2,400.00	2,400.00	1,098.39	1,298.39	1,200.00	-50.0%
10015420 70610 Advertise	10,225.76	10,000.00	7,081.50	6,495.83	10,000.00	10,000.00	41.2%
10015420 70611 PrintBind	1,194.12	1,250.00	1,250.00	598.72	1,000.00	1,250.00	.0%
10015420 70631 Dues	1,333.00	2,000.00	2,000.00	249.00	2,000.00	2,000.00	.0%
10015420 70632 Pro Develp	939.99	5,000.00	5,000.00	2,094.00	5,000.00	10,000.00	100.0%
10015420 70641 Temp Sv	12,411.00	.00	.00	.00	.00	.00	.0%
10015420 70642 Recdgd Fee	806.00	750.00	750.00	.00	750.00	1,500.00	100.0%
10015420 70690 Purch Serv	34,666.78	179,000.00	150,000.00	5,333.13	75,000.00	150,000.00	.0%
10015420 70702 WC Prem	1,143.28	1,840.57	1,840.57	1,840.57	1,840.57	1,413.60	-23.2%
10015420 70703 Liab Prem	1,487.68	2,439.73	2,439.73	2,439.73	2,439.73	2,327.60	-4.6%
10015420 70704 Prop Prem	973.80	1,996.39	1,996.39	1,996.39	1,996.39	1,648.16	-17.4%
10015420 70712 WC Claim	7,475.44	11,419.00	11,419.00	11,419.00	11,419.00	7,997.20	-30.0%
10015420 70713 Liab Claim	692.17	761.27	761.27	761.27	761.27	542.18	-28.8%
10015420 70714 Prop Claim	692.17	856.42	856.42	856.42	856.42	542.18	-36.7%
10015420 70720 Ins Admin	1,417.99	1,946.91	1,946.91	1,946.91	1,946.91	1,385.15	-28.9%
10015420 71010 Off Supp	724.01	1,000.00	1,000.00	586.20	1,000.00	1,000.00	.0%
10015420 71017 Postage	1,827.91	2,500.00	2,500.00	970.32	1,125.00	2,500.00	.0%
10015420 71340 Telecom	2,612.69	2,800.00	2,800.00	1,824.29	2,250.54	2,800.00	.0%
10015420 71420 Periodicls	.00	.00	.00	.00	.00	500.00	.0%
10015420 75025 To RegPln	54,000.00	54,213.87	54,213.87	81,000.00	54,000.00	54,000.00	-4%
10015420 79130 Funk Grant	24,449.59	55,000.00	55,000.00	3,775.04	35,000.00	55,000.00	.0%
10015420 79150 Bud Debt	.00	.00	.00	283.00	283.00	.00	.0%
10015420 79985 HRustGrant	113,708.11	125,000.00	125,000.00	17,034.47	90,000.00	125,000.00	.0%
10015420 85226 FrmSFOOR	.00	-700.00	-700.00	.00	.00	.00	-100.0%
TOTAL Planning	421,906.25	753,061.16	750,142.66	335,575.70	560,745.01	695,059.07	-7.3%
TOTAL REVENUE	-51,947.51	-9,200.00	-9,200.00	-20,046.74	-19,183.20	-19,800.00	115.2%
TOTAL EXPENSE	473,853.76	762,261.16	759,342.66	355,622.44	579,928.21	714,859.07	-5.9%
GRAND TOTAL	421,906.25	753,061.16	750,142.66	335,575.70	560,745.01	695,059.07	-7.3%



CITY OF BLOOMINGTON, IL
 PROJECTION 20245 / BUDGET ENTRY FUTURE YRS REPORT

ORG	OBJECT PROJ	DESC	2025	2026	2027	2028
10015420	Planning					
10015420 54660		Pub Fee	-6,000.00	-6,000.00	-6,000.00	-6,000.00
10015420 54710		BdAppIsFee	-13,800.00	-13,800.00	-13,800.00	-13,800.00
10015420 61100		Salary FT	228,497.26	235,352.18	242,412.74	249,685.13
10015420 62100		Dental Enh	598.43	616.38	634.87	653.92
10015420 62110		Group Life	204.00	204.00	204.00	204.00
10015420 62111		Enh Vision	68.00	68.00	68.00	68.00
10015420 62113		BCBS 60/12	14,257.26	14,684.98	15,125.53	15,579.29
10015420 62114		BCBS HSA	12,896.63	13,283.53	13,682.03	14,092.50
10015420 62116		HSA City	1,900.00	1,900.00	1,900.00	1,900.00
10015420 62120		IMRF	15,494.29	15,959.12	16,437.89	16,931.03
10015420 62130		FICA	13,565.10	13,972.05	14,391.21	14,822.95
10015420 62140		Medicare	3,174.46	3,269.69	3,367.78	3,468.82
10015420 62990		Othr Ben	1,200.00	1,200.00	1,200.00	1,200.00
10015420 70610		Advertise	10,000.00	10,000.00	10,000.00	10,000.00
10015420 70611		PrintBind	1,250.00	1,250.00	1,250.00	1,250.00
10015420 70631		Dues	2,000.00	2,000.00	2,000.00	2,000.00
10015420 70632		Pro Develop	10,000.00	10,000.00	10,000.00	10,000.00
10015420 70642		Recdg Fee	1,500.00	1,500.00	1,500.00	1,500.00
10015420 70690		Purch Serv	150,000.00	150,000.00	150,000.00	150,000.00
10015420 70702		WC Prem	1,456.01	1,499.69	1,544.68	1,591.02
10015420 70703		Liab Prem	2,397.43	2,469.35	2,543.43	2,619.74
10015420 70704		Prop Prem	1,697.60	1,748.53	1,800.99	1,855.02
10015420 70712		WC Claim	8,237.12	8,484.23	8,738.76	9,000.92
10015420 70713		Liab Claim	558.45	575.20	592.46	610.23
10015420 70714		Prop Claim	558.45	575.20	592.46	610.23
10015420 70720		Ins Admin	1,426.71	1,469.51	1,513.59	1,559.00
10015420 71010		Off Supp	1,000.00	1,000.00	1,000.00	1,000.00
10015420 71017		Postage	2,500.00	2,500.00	2,500.00	2,500.00
10015420 71340		Telecom	2,800.00	2,800.00	2,800.00	2,800.00
10015420 71420		Periodicls	500.00	500.00	500.00	500.00
10015420 75025		To RegPln	54,000.00	54,000.00	54,000.00	54,000.00
10015420 79130		Funk Grant	55,000.00	55,000.00	55,000.00	55,000.00
10015420 79985		HRustGrant	125,000.00	125,000.00	125,000.00	125,000.00
	TOTAL Planning		703,937.20	713,081.64	722,500.42	732,201.80
	TOTAL REVENUE		-19,800.00	-19,800.00	-19,800.00	-19,800.00
	TOTAL EXPENSE		723,737.20	732,881.64	742,300.42	752,001.80
	GRAND TOTAL		703,937.20	713,081.64	722,500.42	732,201.80

267



COMMUNITY ENHANCEMENT

10015430



Purpose

The Community Enhancement Division is primarily responsible for the inspection, maintenance and life-safety of existing homes and commercial buildings throughout the City.

The services provided include:

- Complaint-driven code enforcement.
- Proactive rental housing inspection program.
- Neighborhood Preservation Ordinance (NPO).
- Community Development Grant activities are also considered a part of the Community Enhancement Division.
- The Division consists of thirteen full-time positions, including one support staff. The Division also includes one seasonal inspector position, bringing the total to 14 during the summer months.

Key Services Provided:

- Property Maintenance – The Community Enhancement Division responds to complaints/violations concerning property maintenance issues on residential and commercial properties. This past fiscal year the division responded to 2,236 complaints/violations. These complaints can range from weeds and tall grass to debris and life-safety issues. Staff take the complaints, validate them and work with property owners to resolve any problems in a timely manner. If unsuccessful, staff will issue a compliance order and follow-up with court action as necessary to achieve compliance. The Community Enhancement Division coordinates with the Building Safety Division to process over 200 additional property maintenance cases annually. The cases typically relate to specific mechanical or commercial building complaints. Three full-time Property Maintenance Inspectors and one seasonal Miscellaneous Technical Assistant routinely handle the large caseload.
- Neighborhood Preservation Ordinance (NPO) – The Community Enhancement Division administers and manages the NPO, including inspection of abandoned properties and maintains all registered properties on the current list.
- Rental Inspection Program - The City of Bloomington's rental inspection program addresses approximately 3,000 rental buildings containing approximately 12,000 units. Through this proactive program, the City strives to ensure safe and decent living conditions for its residents and works to keep blighted conditions from creeping through our neighborhoods. During the annual re-inspection period, two Residential Inspectors are busy with rental unit reviews.
- Grant Administration – Grant Administration responsibilities within the Community Enhancement Division relate to addressing neighborhood blight and enhancing the quality of housing in the community. Its location within the Community Enhancement Division relates largely to identification of nuisance properties. Programs include but are not limited to the Community Development Block Grant Program (CDBG), Single Family Rehabilitation (SFR), Abandoned Property Program (APP), HAP Program and Lead Reduction Program. Details of these activities can be found under the section for special revenue funds.

- Property Maintenance Review Board (PMRB) – The Community Enhancement Division provides staff support to the PMRB. The PMRB manages amendments to the Property Maintenance Ordinance of the City Code and is available for certain appeals to that code.

FY 2024 Budget & Program Highlights

- Continue efforts to provide funding to address court ordered abatements of property maintenance violations.
- Continue efforts to regularly monitor major corridors to identify and address code violations related to tall grass and weeds, signage, and snow removal.
- Continued partnership with the City Legal Department to improve the Administrative Court process related to property maintenance violations.

What we accomplished in FY 2023

- Routinely monitor major corridors to identify and address code violations related to tall grass and weeds, signage, and snow removal.
- Hired two additional Community Enhancement Inspectors to increase the number of rental property inspections completed each year.

Funding Source

General Fund, Rental Registration Fees and Administrative funding from some Grants.

Challenges

- To keep residential NPO properties moving toward effective and timely property maintenance violation compliance.
- The Division continues to address the high volume of complaints and time spent in court for non-compliance.
- The Division works to educate and improve resident understanding of our community property maintenance standards.




CITY OF BLOOMINGTON, IL
 NEXT YEAR / CURRENT YEAR BUDGET ANALYSIS

PROJECTION: 20244 FY 2024 BUDGET MASTER LEVEL 4

ACCOUNTS FOR:

Community Enhancement			2022 ACTUAL	2023 ORIG BUD	2023 REVISED BUD	2023 ACTUAL	2023 PROJECTION	2024 ADOPTED	PCT CHANGE
10015430	54050	Wd Mowing	-9,868.24	-12,000.00	-12,000.00	-15,240.00	-13,610.00	-12,000.00	.0%
10015430	54472	RRnt Reg	-239,815.00	-250,000.00	-250,000.00	-240,570.00	-250,000.00	-250,000.00	.0%
10015430	54475	RRnt Insp	-700.00	-1,000.00	-1,000.00	-4,525.00	-4,450.00	-1,000.00	.0%
10015430	55990	Othr Pnlty	-5,700.00	-5,000.00	-5,000.00	-3,200.00	-5,000.00	-5,000.00	.0%
10015430	56030	Int Fm Lns	-39.22	-50.00	-50.00	.00	-50.00	-50.00	.0%
10015430	56090	Othr Int	-1,478.50	-2,000.00	-2,000.00	-1,357.00	-2,000.00	-2,000.00	.0%
10015430	57114	Equip Sale	-7,375.00	.00	.00	.00	.00	.00	.0%
10015430	57581	Loan Repay	-1,760.78	-2,500.00	-2,500.00	-31,400.05	-2,500.00	-2,500.00	.0%
10015430	57990	Misc Rev	-49,598.62	-8,000.00	-8,000.00	-9,287.03	-8,000.00	-8,000.00	.0%
10015430	61100	Salary FT	551,287.78	640,146.00	640,146.00	482,662.71	653,851.85	793,697.00	24.0%
10015430	61130	Salary SN	32,162.75	13,500.00	13,500.00	23,025.00	35,442.00	78,180.00	479.1%
10015430	61150	Salary OT	589.26	2,000.00	2,000.00	580.03	1,000.00	4,000.00	100.0%
10015430	61190	Othr Salry	17,334.59	.00	.00	5,717.44	1,668.42	.00	.0%
10015430	62100	Dental Enh	2,058.19	2,578.00	2,578.00	1,815.17	2,693.76	3,685.00	42.9%
10015430	62109	ENH HMO	6,948.63	6,680.00	6,680.00	4,756.83	6,660.66	6,420.00	-3.9%
10015430	62110	Group Life	649.60	748.00	748.00	525.90	760.80	884.00	18.2%
10015430	62111	Enh Vision	548.75	697.00	697.00	553.80	804.53	1,103.00	58.2%
10015430	62113	BCBS 60/12	24,351.83	58,428.00	58,428.00	26,251.77	34,276.65	87,732.00	50.2%
10015430	62114	BCBS HSA	42,394.66	32,321.00	32,321.00	30,304.67	48,817.74	25,105.00	-22.3%
10015430	62116	HSA City	7,700.00	7,700.00	7,700.00	.00	3,600.00	3,600.00	-53.2%
10015430	62120	IMRF	64,099.44	63,245.00	63,245.00	46,204.63	59,375.48	58,721.00	-7.2%
10015430	62130	FICA	35,396.86	35,568.00	35,568.00	30,103.20	39,456.32	51,445.00	44.6%
10015430	62140	Medicare	8,278.43	8,322.00	8,322.00	7,040.55	9,554.74	12,036.00	44.6%
10015430	62170	UniformAll	2,400.00	2,400.00	2,400.00	.00	.00	3,600.00	50.0%
10015430	62200	Hlth Fac	150.00	.00	.00	150.00	150.00	150.00	.0%
10015430	62330	LIUNA Pen	5,850.65	6,552.00	6,552.00	4,692.96	6,358.39	8,424.00	28.6%
10015430	62990	Othr Ben	7,879.63	7,200.00	7,200.00	6,445.55	6,935.53	6,600.00	-8.3%
10015430	70220	Oth PT Sv	30.50	.00	.00	.00	.00	.00	.0%
10015430	70430	MFD LEASE	3,428.70	3,000.00	3,000.00	2,211.28	3,500.00	3,500.00	16.7%
10015430	70520	RepMaint V	6,164.31	3,800.00	3,800.00	4,284.96	4,000.00	4,200.00	10.5%
10015430	70611	PrintBind	1,143.22	1,250.00	1,250.00	820.79	1,250.00	1,250.00	.0%
10015430	70632	Pro Develop	995.00	3,000.00	3,000.00	2,444.41	3,000.00	4,500.00	50.0%
10015430	70642	Recdg Fee	393.75	1,000.00	1,000.00	937.50	1,000.00	1,000.00	.0%
10015430	70649	Car Wash	70.00	50.00	50.00	16.00	50.00	100.00	100.0%
10015430	70690	Purch Serv	12,929.92	20,000.00	124,500.00	28,767.22	25,000.00	25,000.00	-79.9%
10015430	70702	WC Prem	3,121.81	4,254.02	4,254.02	4,254.02	4,254.02	5,729.13	34.7%
10015430	70703	Liab Prem	4,062.22	5,638.85	5,638.85	5,638.85	5,638.85	9,433.45	67.3%
10015430	70704	Prop Prem	2,659.03	4,614.17	4,614.17	4,614.17	4,614.17	6,679.75	44.8%
10015430	70712	WC Claim	23,546.06	31,091.72	31,091.72	31,091.72	31,091.72	35,871.57	15.4%
10015430	70713	Liab Claim	2,180.19	2,072.78	2,072.78	2,072.78	2,072.78	2,431.97	17.3%
10015430	70714	Prop Claim	2,180.19	2,331.88	2,331.88	2,331.88	2,331.88	2,431.97	4.3%
10015430	70720	Ins Admin	3,871.93	4,499.81	4,499.81	4,499.81	4,499.81	5,613.83	24.8%
10015430	71010	Off Supp	2,138.85	3,500.00	1,500.00	1,286.73	3,500.00	3,500.00	133.3%

270





CITY OF BLOOMINGTON, IL
 NEXT YEAR / CURRENT YEAR BUDGET ANALYSIS

PROJECTION: 20244 FY 2024 BUDGET MASTER LEVEL 4

ACCOUNTS FOR:

Community Enhancement	2022 ACTUAL	2023 ORIG BUD	2023 REVISED BUD	2023 ACTUAL	2023 PROJECTION	2024 ADOPTED	PCT CHANGE
10015430 71017 Postage	2,854.72	3,000.00	3,000.00	2,726.28	3,000.00	3,000.00	.0%
10015430 71070 Fuel	2,969.60	3,796.00	3,796.00	3,537.72	5,200.00	5,895.00	55.3%
10015430 71190 Other Supp	274.89	600.00	600.00	31.47	600.00	1,000.00	66.7%
10015430 71340 Telecom	9,117.94	10,000.00	10,000.00	7,516.03	10,000.00	10,000.00	.0%
10015430 72130 CO Lcn Veh	25,147.00	26,313.00	36,918.88	36,918.88	36,918.88	166,407.88	350.7%
10015430 73401 Lease Prin	4,551.52	4,664.33	4,664.33	3,878.99	4,664.33	4,779.89	2.5%
10015430 73701 Lease Int	391.81	279.05	279.05	240.49	279.05	163.49	-41.4%
10015430 79130 Grants	3.22	10,000.00	7,500.00	.00	7,500.00	7,500.00	.0%
10015430 79150 Bad Debt	9,321.86	.00	.00	5,794.60	5,706.00	.00	.0%
10015430 85224 Fm CD COC	-46,948.88	-94,341.00	-94,341.00	.00	-94,341.00	-124,754.20	32.2%
10015430 85225 Fm IHDA	.00	-23,900.00	-23,900.00	-13,919.90	-6,465.14	-13,375.00	-44.0%
10015430 85721 Fm JMS	-18,302.50	-24,208.85	-24,208.85	-17,268.75	-24,208.85	-37,440.00	54.7%
TOTAL Community Enhancement	552,042.55	613,840.76	724,446.64	489,979.06	670,453.37	999,250.73	37.9%
TOTAL REVENUE	-381,586.74	-422,999.85	-422,999.85	-336,767.73	-410,624.99	-456,119.20	7.8%
TOTAL EXPENSE	933,629.29	1,036,840.61	1,147,446.49	826,746.79	1,081,078.36	1,455,369.93	26.8%
GRAND TOTAL	552,042.55	613,840.76	724,446.64	489,979.06	670,453.37	999,250.73	37.9%





CITY OF BLOOMINGTON, IL
 PROJECTION 20245 / BUDGET ENTRY FUTURE YRS REPORT

ORG	OBJECT PROJ	DESC	2025	2026	2027	2028
10015430	Community Enhancement					
10015430 54050		Wd Mowing	-12,000.00	-12,000.00	-12,000.00	-12,000.00
10015430 54472		RRnt Reg	-250,000.00	-250,000.00	-250,000.00	-250,000.00
10015430 54475		RRnt Insp	-1,000.00	-1,000.00	-1,000.00	-1,000.00
10015430 55990		Othr Pnlty	-5,000.00	-5,000.00	-5,000.00	-5,000.00
10015430 56030		Int Fm Lns	-50.00	-50.00	-50.00	-50.00
10015430 56090		Othr Int	-2,000.00	-2,000.00	-2,000.00	-2,000.00
10015430 57581		Loan Repay	-2,500.00	-2,500.00	-2,500.00	-2,500.00
10015430 57990		Misc Rev	-8,000.00	-8,000.00	-8,000.00	-8,000.00
10015430 61100		Salary FT	817,507.91	842,033.15	867,294.14	893,312.97
10015430 61130		Salary SN	80,525.40	82,941.16	85,429.40	87,992.28
10015430 61150		Salary OT	4,120.00	4,243.60	4,370.91	4,502.04
10015430 62100		Dental Enh	3,795.55	3,909.42	4,026.70	4,147.50
10015430 62109		ENH HMO	6,612.60	6,810.98	7,015.31	7,225.77
10015430 62110		Group Life	884.00	884.00	884.00	884.00
10015430 62111		Enh Vision	1,103.00	1,103.00	1,103.00	1,103.00
10015430 62113		BCBS 60/12	90,363.96	93,074.88	95,867.13	98,743.14
10015430 62114		BCBS HSA	25,858.15	26,633.89	27,432.91	28,255.90
10015430 62116		HSA City	3,600.00	3,600.00	3,600.00	3,600.00
10015430 62120		IMRF	60,482.63	62,297.11	64,166.02	66,091.00
10015430 62130		FICA	52,988.35	54,578.00	56,215.34	57,901.80
10015430 62140		Medicare	12,397.08	12,768.99	13,152.06	13,546.62
10015430 62170		UniformAll	3,600.00	3,600.00	3,600.00	3,600.00
10015430 62200		Hlth Fac	150.00	150.00	150.00	150.00
10015430 62330		LIUNA Pen	8,424.00	8,424.00	8,424.00	8,424.00
10015430 62990		Othr Ben	6,600.00	6,600.00	6,600.00	6,600.00
10015430 70430		MFD LEASE	3,500.00	3,500.00	3,500.00	3,500.00
10015430 70520		RepMaint V	4,326.00	4,455.78	4,589.45	4,727.14
10015430 70611		PrintBind	1,250.00	1,250.00	1,250.00	1,250.00
10015430 70632		Pro Develp	4,500.00	4,500.00	4,500.00	4,500.00
10015430 70642		Recdng Fee	1,000.00	1,000.00	1,000.00	1,000.00
10015430 70649		Car Wash	100.00	100.00	100.00	100.00
10015430 70690		Purch Serv	25,000.00	25,000.00	25,000.00	25,000.00
10015430 70702		WC Prem	5,901.00	6,078.03	6,260.38	6,448.19
10015430 70703		Liab Prem	9,716.46	10,007.95	10,308.19	10,617.43
10015430 70704		Prop Prem	6,880.15	7,086.55	7,299.15	7,518.12
10015430 70712		WC Claim	36,947.72	38,056.15	39,197.84	40,373.77
10015430 70713		Liab Claim	2,504.93	2,580.08	2,657.48	2,737.20
10015430 70714		Prop Claim	2,504.93	2,580.08	2,657.48	2,737.20
10015430 70720		Ins Admin	5,782.25	5,955.71	6,134.39	6,318.42
10015430 71010		Off Supp	3,500.00	3,500.00	3,500.00	3,500.00
10015430 71017		Postage	3,000.00	3,000.00	3,000.00	3,000.00
10015430 71070		Fuel	6,071.85	6,254.01	6,441.63	6,634.87
10015430 71190		Other Supp	1,000.00	1,000.00	1,000.00	1,000.00
10015430 71340		Telecom	10,000.00	10,000.00	10,000.00	10,000.00
10015430 72130		CO Lcn Veh	84,777.84	.00	.00	.00
10015430 73401		Lease Prin	4,073.59	.00	.00	.00
10015430 73701		Lease Int	45.89	.00	.00	.00
10015430 79130		Grants	7,500.00	7,500.00	7,500.00	7,500.00
10015430 85224		Fm CD COC	-124,754.20	-66,900.00	-16,900.00	-16,900.00





CITY OF BLOOMINGTON, IL
PROJECTION 20245 / BUDGET ENTRY FUTURE YRS REPORT

ORG	OBJECT PROJ	DESC	2025	2026	2027	2028
10015430 85225		Fm IHDA	-13,375.00	-13,375.00	-13,375.00	-13,375.00
10015430 85721		Fm JMS	-37,440.00	-37,440.00	-41,184.00	-41,184.00
	TOTAL	Community Enhancement	952,776.04	958,791.52	1,043,217.91	1,082,533.36
	TOTAL	REVENUE	-456,119.20	-398,265.00	-352,009.00	-352,009.00
	TOTAL	EXPENSE	1,408,895.24	1,357,056.52	1,395,226.91	1,434,542.36
	GRAND	TOTAL	952,776.04	958,791.52	1,043,217.91	1,082,533.36



ECONOMIC DEVELOPMENT

10019170



Purpose

The City of Bloomington Economic Development Division seeks to enhance the economic vitality of our community through the attraction, retention, and expansion of high-quality commercial and residential development. The Division concentrates special effort on the growth and development of the Downtown with the goal of creating a place where people want to live, work and visit.

In addition, the Economic Development Division makes use of economic development tools and collaborates with other economic development organizations at the local, state, and national levels with the goal of improving the City's economic future and quality of life for its residents.

Authorization

The Economic & Community Development Department was established in 2020 (Ordinance No. 2020-53 – August 10, 2020). The department's activities are part of the City Council's Strategic Plan. The department implements the City's Economic Development Strategic Plan (Resolution No. 2012-33 – October 22, 2012) guided by the Economic Development Incentive Guidelines (Resolution No. 2012-34 – October 22, 2012, amended by Resolution 2018-38 – June 25, 2018). The department also implements the City's Comprehensive Plan 2035 (Resolution No. 2015-31 – August 24, 2015), Downtown Bloomington Strategy (Resolution No. 2013-17 – December 9, 2013), and the BN Advantage Economic Development Strategy (Resolution No. 2015-39 – October 26, 2015).

FY 2024 Budget & Program Highlights

The Economic Development Division will continue to:

- Work with city-wide stakeholders to attract and retain commercial, industrial, and retail businesses to the City of Bloomington.
- Identify underutilized commercial spaces and work with various stakeholders to fill those vacant spaces.
- Maintain in-depth knowledge of economic indicators in the region and the State, which affect the City of Bloomington.
- Promote and monitor investment in the City's Tax Increment Financing (TIF) Districts (see www.cityblm.org/TIF).
- Promote successes of the department's Economic Development efforts throughout the City of Bloomington.
- Strengthen relationships with other Economic, Business, and Workforce Development organizations in the region that affect the City of Bloomington.
- Strengthen connections between the Downtown and surrounding neighborhoods.
- Collaborate with Downtown business owners and residents to improve cleanliness and safety.
- Coordinate and promote special events in the Downtown.
- Continue to coordinate, promote, and host the Downtown Bloomington Farmers' Market.

What We Accomplished in FY 2023

The Economic Development Division promotes the sustainable economic development of the City of Bloomington by employing various municipal economic development tools to encourage private sector investment within the City and the greater the McLean County area. These efforts have resulted in capital investment, job creation, an expanded tax base, creative and niche development, recreation and entertainment venues and other developments.

A few highlights of those efforts during FY 2023 include:

- Continued to market the City-owned properties at 800 N. Main Street and 408 E. Washington Street.
- Negotiated and implemented new Redevelopment Agreements and managed rebate payments to several entities per existing Redevelopment Agreements.
- Partnered with the Bloomington-Normal Economic Development Council to promote the Enterprise Zone to support the retention, expansion, and attraction of businesses.
- Actively managed ongoing projects related to existing business expansions, relocations, and new business attraction in the industrial, office, and retail sectors.
- Supported potential developers via the Project Review Group, providing general feedback on proposals along with other key Departmental contacts on a weekly basis.
- Began marketing the city as a destination for doing business through print and digital advertising.
- Created an economic development LinkedIn to promote our efforts and position the city as a source for local development news and resources.
- Updated the Business Resource Guide and created a Building in Bloomington Resource Guide for new Businesses and Construction projects.
- Continued to improve Downtown amenities, such as new planters, repaired and repainted kiosks, and installed the new Route 66 Parklet.
- Partnered with the Parks, Recreation, Department to decorate the Downtown for each season.
- Held 27 outdoor Farmers' Markets. The outdoor market averaged 1,500 attendees with 35 vendors per week, and provided a platform for local musicians
- Partnered with Marcfirst to conduct Downtown litter clean-up efforts. This program ties directly with both the Strategic Plan and Comprehensive plan, which identifies cleanliness as top Downtown priorities
- Provided promotional support to downtown businesses through marketing and activities, including 11 "First Friday" retail and art promotions, Small Business Saturday where 30 participating businesses offered individual giveaways and extended hours, and the continuation of Saturdays on the Square concert series, bringing an estimated average attendance of 1,740 visitors.
- Promoted downtown events through the creation of a new direct mail campaign to over 60,000 Bloomington-Normal households.
- Created and launched a new downtown website as well as new downtown guides and distributed to Downtown business and the community outlets.
- Coordinated with the downtown artists' community to launch a new public art page on the Downtown Bloomington website which serves to maintain an inventory of public art over the years.
- Hosted the Illinois Main Street Conference bringing 150 state, county, and city leaders to downtown Bloomington to expand their knowledge on topics to help their local organizations.



Challenges

The Economic Development Division Staff are continually looking at ways to leverage limited resources and promote community assets to make Bloomington the city of choice for developers and residents, and to spark further revitalization of the key City corridors, including the downtown.

What else do we do?

The Economic Development Division serves the community by improving the economic future and quality of life for everyone in Bloomington. In accordance with City Council adopted guidelines, the division also contributes to the effort to create a diverse local economy with choices for entertainment and a vital Downtown through the following activities:

- Providing the business community with access to information and resources.
- Offering technical assistance to first-time developers.
- Helping to attract new business ventures and job opportunities.
- Diversifying the tax base to relieve the burden on residents.
- Promoting positive working relationships with local businesses and organizations.

Fun Facts

The Division works with property owners, commercial brokers, developers, and others to expand and enhance the tax base for Bloomington; retain and attract new retailers and service providers to the community; and to increase employment opportunities for current and future residents of the area. It does so in cooperation with local, county, state and federal officials, regional associations, area units of government and other non-governmental partners.




CITY OF BLOOMINGTON, IL
 NEXT YEAR / CURRENT YEAR BUDGET ANALYSIS

PROJECTION: 20244 FY 2024 BUDGET MASTER LEVEL 4

ACCOUNTS FOR:

Economic Development			2022 ACTUAL	2023 ORIG BUD	2023 REVISED BUD	2023 ACTUAL	2023 PROJECTION	2024 ADOPTED	PCT CHANGE
10019170	53110	FedGNTLINK	-8,000.00	-5,000.00	-5,000.00	-25,000.00	-25,000.00	-5,000.00	.0%
10019170	54910	ActPgm Inc	-19,531.24	-11,000.00	-11,000.00	-20,621.38	-20,000.00	-15,000.00	36.4%
10019170	57310	Donations	-5,000.00	.00	.00	.00	.00	.00	.0%
10019170	57985	Cash ShOvr	.00	.00	.00	11.00	.00	.00	.0%
10019170	57990	Misc Rev	8,964.54	.00	.00	9,509.00	9,219.95	.00	.0%
10019170	61100	Salary FT	291,147.63	369,641.00	369,641.00	274,996.99	357,496.11	368,221.00	-.4%
10019170	61130	Salary SN	6,831.72	.00	5,000.00	6,482.45	10,400.45	7,500.00	50.0%
10019170	62100	Dental Enh	826.27	1,476.00	1,476.00	554.27	748.02	774.00	-47.6%
10019170	62110	Group Life	268.68	340.00	340.00	251.63	336.00	340.00	.0%
10019170	62111	Enh Vision	220.02	394.00	394.00	184.82	235.44	237.00	-39.8%
10019170	62113	BCBS 60/12	7,483.53	37,400.00	37,400.00	.00	.00	.00	-100.0%
10019170	62114	BCBS HSA	19,828.69	19,165.00	19,165.00	17,996.46	24,097.27	24,319.00	26.9%
10019170	62116	HSA City	3,200.00	1,900.00	1,900.00	.00	4,300.00	4,300.00	126.3%
10019170	62120	IMRF	33,005.18	35,524.00	35,524.00	25,260.01	30,853.33	24,968.00	-29.7%
10019170	62130	FICA	17,826.01	21,474.00	21,474.00	17,013.90	22,159.53	22,645.00	5.5%
10019170	62140	Medicare	4,169.00	5,023.00	5,023.00	3,979.13	5,182.50	5,298.00	5.5%
10019170	62990	Othr Ben	2,765.03	3,000.00	3,000.00	4,033.50	4,833.50	6,000.00	100.0%
10019170	70220	Oth PT Sv	55,408.63	250,000.00	138,000.00	56,235.78	200,000.00	346,110.00	150.8%
10019170	70220	15000 Oth PT Sv	28,000.00	.00	.00	.00	.00	.00	.0%
10019170	70410	Janitor Sv	77,257.06	70,000.00	70,000.00	19,983.50	78,000.00	80,000.00	14.3%
10019170	70430	MFD LEASE	2,362.80	.00	.00	2,133.24	2,500.00	2,500.00	.0%
10019170	70609	MktngExp	15,501.77	30,000.00	30,000.00	18,441.07	26,750.00	64,750.00	115.8%
10019170	70611	PrintBind	402.00	1,000.00	1,000.00	353.00	1,000.00	1,500.00	50.0%
10019170	70615	SponsrshpE	29,098.25	29,815.00	29,815.00	27,533.75	29,815.00	29,815.00	.0%
10019170	70631	Dues	3,206.05	4,000.00	4,000.00	4,426.15	7,870.00	7,870.00	96.8%
10019170	70632	Pro Develop	4,161.50	15,000.00	15,000.00	7,878.91	15,000.00	22,350.00	49.0%
10019170	70690	Purch Serv	25,918.01	38,000.00	38,000.00	31,636.72	38,000.00	38,000.00	.0%
10019170	70702	WC Prem	1,713.44	2,436.07	2,436.07	2,436.07	2,436.07	2,296.74	-5.7%
10019170	70703	Liab Prem	2,229.60	3,229.10	3,229.10	3,229.10	3,229.10	3,781.76	17.1%
10019170	70704	Prop Prem	1,459.44	2,642.31	2,642.31	2,642.31	2,642.31	2,677.83	1.3%
10019170	70712	WC Claim	11,203.52	15,113.56	15,113.56	15,113.56	15,113.56	12,993.41	-14.0%
10019170	70713	Liab Claim	1,037.36	1,007.57	1,007.57	1,007.57	1,007.57	880.91	-12.6%
10019170	70714	Prop Claim	1,037.36	1,007.57	1,007.57	1,007.57	1,007.57	880.91	-12.6%
10019170	70720	Ins Admin	2,125.16	2,576.82	2,576.82	2,576.82	2,576.82	2,250.52	-12.7%
10019170	71010	Off Supp	1,168.00	1,000.00	1,000.00	677.15	1,000.00	1,200.00	20.0%
10019170	71017	Postage	172.55	500.00	500.00	367.16	200.00	500.00	.0%
10019170	71330	Water	483.25	.00	.00	728.05	1,000.00	1,000.00	.0%
10019170	71340	Telecom	5,239.05	5,000.00	5,000.00	3,929.18	5,000.00	5,000.00	.0%
10019170	75010	To CVB	350,000.04	350,000.00	350,000.00	175,000.02	350,000.00	327,000.00	-6.6%
10019170	75015	To EDC	66,666.68	100,000.00	100,000.00	100,000.02	100,000.00	100,000.00	.0%
10019170	75028	To McLCHA	45,000.00	45,000.00	45,000.00	33,750.00	45,000.00	45,000.00	.0%
10019170	75031	WES SBDC	62,068.00	85,268.00	85,268.00	63,951.00	85,268.00	85,268.00	.0%
10019170	75032	BN Adv	17,945.36	50,000.00	50,000.00	-1,643.32	50,000.00	50,000.00	.0%

277





CITY OF BLOOMINGTON, IL
 NEXT YEAR / CURRENT YEAR BUDGET ANALYSIS

PROJECTION: 20244 FY 2024 BUDGET MASTER LEVEL 4

ACCOUNTS FOR:

Economic Development	2022 ACTUAL	2023 ORIG BUD	2023 REVISED BUD	2023 ACTUAL	2023 PROJECTION	2024 ADOPTED	PCT CHANGE
10019170 75070 To Townshp	4,979.21	10,000.00	10,000.00	.00	5,000.00	5,000.00	-50.0%
10019170 79010 Prop Tx	.00	.00	.00	2,032.80	2,032.80	.00	.0%
10019170 79070 Rebates	561,881.63	522,466.45	501,148.69	94,470.30	417,766.39	486,801.54	-2.9%
10019170 79071 RentAsst	8,484.00	22,872.00	22,872.00	.00	8,484.00	22,872.00	.0%
10019170 79130 Grants	191.40	.00	.00	191.40	.00	.00	.0%
10019170 79990 Othr Exp	18.00	.00	.00	515.00	1,000.00	.00	.0%
TOTAL Economic Development	1,750,424.18	2,137,271.45	2,008,953.69	985,255.66	1,923,561.29	2,192,900.62	9.2%
TOTAL REVENUE	-23,566.70	-16,000.00	-16,000.00	-36,101.38	-35,780.05	-20,000.00	25.0%
TOTAL EXPENSE	1,773,990.88	2,153,271.45	2,024,953.69	1,021,357.04	1,959,341.34	2,212,900.62	9.3%
GRAND TOTAL	1,750,424.18	2,137,271.45	2,008,953.69	985,255.66	1,923,561.29	2,192,900.62	9.2%





CITY OF BLOOMINGTON, IL
 PROJECTION 20245 / BUDGET ENTRY FUTURE YRS REPORT

ORG	OBJECT PROJ	DESC	2025	2026	2027	2028
10019170 Economic Development						
10019170 53110		FedGNTLINK	-5,000.00	-5,000.00	-5,000.00	-5,000.00
10019170 54910		ActPgm Inc	-16,000.00	-16,000.00	-16,000.00	-16,000.00
10019170 61100		Salary FT	379,267.63	390,645.66	402,365.03	414,435.98
10019170 61130		Salary SN	7,725.00	7,956.75	8,195.45	8,441.32
10019170 62100		Dental Enh	797.22	821.14	845.77	871.14
10019170 62110		Group Life	340.00	340.00	340.00	340.00
10019170 62111		Enh Vision	237.00	237.00	237.00	237.00
10019170 62114		BCBS HSA	25,048.57	25,800.03	26,574.03	27,371.25
10019170 62116		HSA City	4,300.00	4,300.00	4,300.00	4,300.00
10019170 62120		IMRF	25,717.04	26,488.55	27,283.21	28,101.70
10019170 62130		FICA	23,324.35	24,024.08	24,744.80	25,487.15
10019170 62140		Medicare	5,456.94	5,620.65	5,789.27	5,962.95
10019170 62990		Othr Ben	6,000.00	6,000.00	6,000.00	6,000.00
10019170 70220		Oth PT Sv	346,110.00	346,110.00	346,110.00	346,110.00
10019170 70410		Janitor Sv	80,000.00	80,000.00	80,000.00	80,000.00
10019170 70430		MFD LEASE	2,500.00	2,500.00	2,500.00	2,500.00
10019170 70609		MktngExp	63,500.00	63,500.00	63,500.00	63,500.00
10019170 70611		PrintBind	1,000.00	1,000.00	1,000.00	1,000.00
10019170 70615		SponsrshpE	29,815.00	29,815.00	29,815.00	29,815.00
10019170 70631		Dues	7,870.00	7,870.00	7,870.00	7,870.00
10019170 70632		Pro Develop	22,350.00	22,350.00	22,350.00	22,350.00
10019170 70690		Purch Serv	38,000.00	38,000.00	38,000.00	38,000.00
10019170 70702		WC Prem	2,365.64	2,436.61	2,509.71	2,585.00
10019170 70703		Liab Prem	3,895.21	4,012.07	4,132.43	4,256.40
10019170 70704		Prop Prem	2,758.17	2,840.91	2,926.14	3,013.93
10019170 70712		WC Claim	13,383.21	13,784.71	14,198.25	14,624.20
10019170 70713		Liab Claim	907.34	934.56	962.59	991.47
10019170 70714		Prop Claim	907.34	934.56	962.59	991.47
10019170 70720		Ins Admin	2,318.03	2,387.58	2,459.20	2,532.98
10019170 71010		Off Supp	1,200.00	1,200.00	1,200.00	1,200.00
10019170 71017		Postage	500.00	500.00	500.00	500.00
10019170 71330		Water	1,000.00	1,000.00	1,000.00	1,000.00
10019170 71340		Telecom	5,000.00	5,000.00	5,000.00	5,000.00
10019170 75010		To CVB	327,000.00	327,000.00	327,000.00	327,000.00
10019170 75015		To EDC	100,000.00	100,000.00	100,000.00	100,000.00
10019170 75028		To McLCMHA	45,000.00	45,000.00	45,000.00	45,000.00
10019170 75031		WES SBDC	85,268.00	85,268.00	85,268.00	85,268.00
10019170 75032		BN Adv	50,000.00	50,000.00	50,000.00	50,000.00
10019170 75070		To Townshp	5,000.00	5,000.00	5,000.00	5,000.00
10019170 79070		Rebates	466,886.67	296,886.67	176,886.67	176,886.67
10019170 79071		RentAsst	22,872.00	22,872.00	22,872.00	22,872.00
TOTAL Economic Development			2,184,620.36	2,029,436.53	1,924,697.14	1,940,415.61
TOTAL REVENUE			-21,000.00	-21,000.00	-21,000.00	-21,000.00
TOTAL EXPENSE			2,205,620.36	2,050,436.53	1,945,697.14	1,961,415.61
GRAND TOTAL			2,184,620.36	2,029,436.53	1,924,697.14	1,940,415.61

279



This page intentionally left blank



FACILITIES MAINTENANCE

10015480



Purpose

The Facility Management Division of the Public Works Department manages building operations, maintenance, and energy consumption for various City-owned buildings, including:

- City Hall (109 E. Olive Street)
- Police Administration (305 S. East Street)
- Public Works Garage (401 S. East Street)
- Public Works Fleet (336 S. Main Street)
- Facility Maintenance (301 E. Jackson)
- Old Engineering Building (401-1/2 S. East Street)
- Salt Dome (502 S. Main Street)
- Downtown Parking Facilities (budgeted separately)
- Bloomington Arena (Maintenance only - budgeted separately)

This department also provides support to other departmental buildings and operations (fire stations, parks facilities, water treatment facilities, the Bloomington Center for the Performing Arts, and police training & storage facilities) not necessarily under direct control of the Facility Management Department.

Key Services Provided:

- Provides support to other departmental buildings and operations that are not necessarily under its direct control, including fire stations, parks facilities, water treatment facilities, the Bloomington Center for the Performing Arts, and police training and storage facilities.
- Administers energy supply contracts for Municipal Aggregation and all City facilities.
- Reviews and pays utility bills for all City facilities, traffic lights, and some street lighting.
- Monitors maintenance of City buildings listed above to ensure regular maintenance is done in a timely manner.
- Ensures that fire alarm, fire suppression, elevator, and other life safety inspections of City buildings listed above are performed as required by State and Federal requirement.
- Provides technical assistance to other departments on building maintenance.
- Oversees the bidding process for major City facility maintenance projects.
- Provides project management for major City facility maintenance and repair projects.

FY 2024 Budget & Program Highlights

Facility Management will be actively involved in overseeing and helping to facilitate many projects throughout the City. A few of the larger projects are listed below.

- Plan, design and construct general, security, and life safety improvements at various City facilities.
- Replace the rooftop units at Bloomington Arena.
- Additional drainage and sealant improvements to the Abraham Lincoln Garage.
- Construct a new elevator for City Hall.

- Evaluate emergency facility repairs as needed.

What We Accomplished in FY 2023

- Completed structural and safety improvements to the Market Street Garage.
- Completed structural, safety, and drainage improvements to the Abraham Lincoln Parking Garage.
- Renewed a joint agreement between the City of Bloomington, Town of Normal, and Ecology Action Center for the Energy Efficiency program, which provides energy conservation education to residents and small businesses in Bloomington and Normal.
- Replaced the emergency backup generator at City Hall (109 E. Olive Street).
- Hired a consultant to design a new elevator at City Hall (109 E. Olive Street).
- Constructed improvements to the Police Administration (305 S. East Street) Building Automation System.
- Completed department office relocations.

Performance Measurements

Facilities Maintenance	FY 2022 Actual	FY 2023 Adopted Budget	FY 2023 Projected	FY 2024 Adopted Budget
Inputs:				
Department Expenditures	\$1,082,051	\$1,165,647	\$1,116,689	\$1,153,336
Outputs:				
Number of Maintenance Items Completed	1,500	1,500	1,500	1,500
Number of Projects Completed	120	120	120	120

Challenges

The largest challenge for the Facilities Management Division is trying to reduce the backlog of deferred facility repair issues identified in the facility condition assessment while also keeping up with ongoing, routine maintenance. Addressing these issues is difficult because of current staffing levels. The International Facility Management Association tracks industry standards and other records regarding facility maintenance. According to these standards, for every 40,000 square feet of building space, a full-time employee is required to ensure adequate maintenance. The current Facilities Maintenance staff of five are responsible for maintaining nearly 1,000,000 square feet. The industry standard suggests that about 22 full-time staff members are needed to provide adequate maintenance. Additional staff members, especially those who perform maintenance and repairs, are still needed to address deferred repairs, perform ongoing maintenance, and allow the manager and facilities maintenance supervisor to focus their attention on long-term projects, energy management, and facility planning.



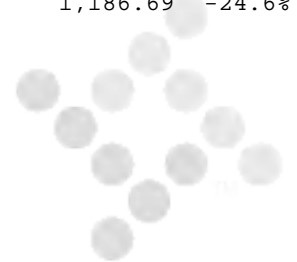
CITY OF BLOOMINGTON, IL
 NEXT YEAR / CURRENT YEAR BUDGET ANALYSIS

PROJECTION: 20244 FY 2024 BUDGET MASTER LEVEL 4

ACCOUNTS FOR:

Facilities Maintenance			2022 ACTUAL	2023 ORIG BUD	2023 REVISED BUD	2023 ACTUAL	2023 PROJECTION	2024 ADOPTED	PCT CHANGE
10015480	57114	Equip Sale	-1,576.87	.00	.00	.00	.00	.00	.0%
10015480	57990	Misc Rev	-656.25	-800.00	-800.00	.00	-500.00	-500.00	-37.5%
10015480	61100	Salary FT	386,812.28	400,815.00	400,815.00	317,412.97	412,558.28	426,087.00	6.3%
10015480	61130	Salary SN	.00	75,000.00	75,000.00	.00	.00	41,440.00	-44.7%
10015480	61150	Salary OT	1,803.15	30,000.00	30,000.00	364.98	5,000.00	11,264.00	-62.5%
10015480	61190	Othr Salry	.00	.00	.00	2,250.00	2,250.00	.00	.0%
10015480	62100	Dental Enh	1,488.45	1,470.00	1,470.00	1,111.15	1,497.99	1,550.00	5.4%
10015480	62109	ENH HMO	4,601.27	5,032.00	5,032.00	4,756.83	6,361.79	6,420.00	27.6%
10015480	62110	Group Life	392.00	408.00	408.00	302.23	403.20	408.00	.0%
10015480	62111	Enh Vision	322.22	338.00	338.00	251.56	335.52	338.00	.0%
10015480	62113	BCBS 60/12	27,486.07	28,427.00	28,427.00	20,234.09	27,071.57	27,319.00	-3.9%
10015480	62114	BCBS HSA	12,617.20	13,027.00	13,027.00	9,277.02	12,407.06	12,521.00	-3.9%
10015480	62115	RHS Contrb	4,225.27	4,500.00	4,500.00	2,590.74	3,080.43	3,000.00	-33.3%
10015480	62116	HSA City	1,900.00	1,900.00	1,900.00	.00	1,900.00	1,900.00	.0%
10015480	62120	IMRF	43,990.19	46,498.00	46,498.00	29,404.89	35,843.50	31,771.00	-31.7%
10015480	62130	FICA	23,090.53	30,389.00	30,389.00	18,935.02	24,413.64	28,666.00	-5.7%
10015480	62140	Medicare	5,400.26	7,111.00	7,111.00	4,428.30	5,709.58	6,707.00	-5.7%
10015480	62170	UniformAll	2,700.00	2,700.00	2,700.00	2,700.00	2,700.00	2,700.00	.0%
10015480	62330	LIUNA Pen	938.57	936.00	936.00	720.00	936.00	936.00	.0%
10015480	62990	Othr Ben	3,111.62	2,000.00	2,000.00	1,653.22	603.22	3,000.00	50.0%
10015480	70050	Eng Sv	.00	25,000.00	34,500.00	34,500.00	36,000.00	25,000.00	-27.5%
10015480	70220	Oth PT Sv	150.00	.00	.00	.00	.00	.00	.0%
10015480	70410	Janitor Sv	24.47	15,000.00	5,500.00	.00	.00	5,000.00	-9.1%
10015480	70430	MFD LEASE	921.52	1,100.00	1,100.00	767.46	1,000.00	1,000.00	-9.1%
10015480	70510	RepMaint B	32,706.04	70,000.00	70,000.00	50,790.34	70,000.00	70,000.00	.0%
10015480	70510	15000 RepMaint B	57,879.05	.00	.00	5,461.32	5,461.32	.00	.0%
10015480	70510	57200 RepMaint B	413.95	.00	.00	.00	.00	.00	.0%
10015480	70520	RepMaint V	490.79	3,000.00	3,000.00	714.46	1,500.00	3,000.00	.0%
10015480	70530	RepMaint O	27.54	.00	.00	.00	.00	.00	.0%
10015480	70540	RepMt Othr	38,623.21	50,000.00	50,000.00	32,714.01	50,000.00	50,000.00	.0%
10015480	70540	15000 RepMt Othr	5,992.61	.00	.00	.00	.00	.00	.0%
10015480	70611	PrintBind	207.50	50.00	50.00	101.54	50.00	50.00	.0%
10015480	70631	Dues	979.38	1,000.00	1,000.00	339.00	1,000.00	1,000.00	.0%
10015480	70632	Pro Develp	2,006.00	2,000.00	2,000.00	289.78	2,000.00	2,000.00	.0%
10015480	70641	Temp Sv	7,372.80	10,000.00	10,000.00	.00	51,000.00	10,000.00	.0%
10015480	70649	Car Wash	.00	.00	.00	.00	42.00	42.00	.0%
10015480	70690	Purch Serv	82,069.56	87,000.00	87,000.00	78,810.83	87,000.00	90,000.00	3.4%
10015480	70702	WC Prem	2,486.02	3,187.82	3,187.82	3,187.82	3,187.82	3,008.32	-5.6%
10015480	70703	Liab Prem	3,234.91	4,225.57	4,225.57	4,225.57	4,225.57	4,953.44	17.2%
10015480	70704	Prop In Pr	2,117.50	3,457.71	3,457.71	3,457.71	3,457.71	3,507.49	1.4%
10015480	70712	WC Claim	16,694.10	20,989.46	20,989.46	20,989.46	20,989.46	17,503.75	-16.6%
10015480	70713	Liab Claim	1,545.75	1,399.30	1,399.30	1,399.30	1,399.30	1,186.69	-15.2%
10015480	70714	Prop Claim	1,545.75	1,574.21	1,574.21	1,574.21	1,574.21	1,186.69	-24.6%

283



**CITY OF BLOOMINGTON, IL
 NEXT YEAR / CURRENT YEAR BUDGET ANALYSIS**
PROJECTION: 20244 FY 2024 BUDGET MASTER LEVEL 4
ACCOUNTS FOR:

Facilities Maintenance			2022 ACTUAL	2023 ORIG BUD	2023 REVISED BUD	2023 ACTUAL	2023 PROJECTION	2024 ADOPTED	PCT CHANGE
10015480	70720	Ins Admin	3,083.37	3,372.01	3,372.01	3,372.01	3,372.01	2,947.78	-12.6%
10015480	71010	Off Supp	2,571.21	1,500.00	1,500.00	491.24	1,500.00	1,500.00	.0%
10015480	71010	70000 Off Supp	29.94	500.00	500.00	.00	.00	.00	-100.0%
10015480	71017	Postage	336.43	300.00	300.00	166.41	300.00	300.00	.0%
10015480	71024	Janit Supp	5,724.11	4,000.00	4,000.00	3,994.42	4,000.00	4,000.00	.0%
10015480	71024	57200 Janit Supp	1,426.54	.00	.00	.00	.00	.00	.0%
10015480	71024	70000 Janit Supp	1,088.47	5,000.00	5,000.00	.00	.00	.00	-100.0%
10015480	71030	UniformSup	516.95	500.00	500.00	.00	500.00	500.00	.0%
10015480	71035	SafeEquip	.00	.00	.00	.00	.00	8,000.00	.0%
10015480	71070	Fuel	1,590.70	2,500.00	2,500.00	2,757.55	4,000.00	4,323.00	72.9%
10015480	71080	Maint Supp	5,838.95	3,000.00	3,000.00	2,888.23	3,000.00	3,000.00	.0%
10015480	71085	Rock Salt	.00	500.00	500.00	.00	500.00	500.00	.0%
10015480	71310	Natural Gs	6,828.82	5,800.00	5,800.00	6,511.28	6,500.00	12,000.00	106.9%
10015480	71320	Electricity	135,710.34	140,000.00	140,000.00	107,560.77	160,000.00	180,000.00	28.6%
10015480	71330	Water	41,680.65	37,000.00	37,000.00	32,940.75	37,000.00	40,000.00	8.1%
10015480	71340	Telecom	1,974.07	1,800.00	1,800.00	1,311.56	1,800.00	1,800.00	.0%
10015480	71420	Periodicls	.00	.00	.00	824.65	824.65	.00	.0%
10015480	72140	15000 CO Other	66,373.00	.00	.00	.00	.00	.00	.0%
10015480	73401	Lease Prin	28,291.43	10,272.95	10,272.95	10,272.95	10,366.33	.00	-100.0%
10015480	73701	Lease Int	618.96	66.64	66.64	66.64	67.25	.00	-100.0%
TOTAL Facilities Maintenance			1,079,818.35	1,164,846.67	1,164,846.67	828,874.27	1,116,189.41	1,152,836.16	-1.0%
TOTAL REVENUE			-2,233.12	-800.00	-800.00	.00	-500.00	-500.00	-37.5%
TOTAL EXPENSE			1,082,051.47	1,165,646.67	1,165,646.67	828,874.27	1,116,689.41	1,153,336.16	-1.1%
GRAND TOTAL			1,079,818.35	1,164,846.67	1,164,846.67	828,874.27	1,116,189.41	1,152,836.16	-1.0%



**CITY OF BLOOMINGTON, IL
 PROJECTION 20245 / BUDGET ENTRY FUTURE YRS REPORT**

ORG	OBJECT PROJ	DESC	2025	2026	2027	2028
10015480	Facilities Maintenance					
10015480 57990		Misc Rev	-500.00	-500.00	-500.00	-500.00
10015480 61100		Salary FT	438,869.61	452,035.70	465,596.77	479,564.67
10015480 61130		Salary SN	42,683.20	43,963.70	45,282.61	46,641.09
10015480 61150		Salary OT	11,601.92	11,949.98	12,308.48	12,677.73
10015480 62100		Dental Enh	1,596.50	1,644.40	1,693.73	1,744.54
10015480 62109		ENH HMO	6,612.60	6,810.98	7,015.31	7,225.77
10015480 62110		Group Life	408.00	408.00	408.00	408.00
10015480 62111		Enh Vision	338.00	338.00	338.00	338.00
10015480 62113		BCBS 60/12	28,138.57	28,982.73	29,852.21	30,747.78
10015480 62114		BCBS HSA	12,896.63	13,283.53	13,682.03	14,092.50
10015480 62115		RHS Contrb	3,000.00	3,000.00	3,000.00	3,000.00
10015480 62116		HSA City	1,900.00	1,900.00	1,900.00	1,900.00
10015480 62120		IMRF	32,724.13	33,705.85	34,717.03	35,758.54
10015480 62130		FICA	29,525.98	30,411.76	31,324.11	32,263.84
10015480 62140		Medicare	6,908.21	7,115.46	7,328.92	7,548.79
10015480 62170		UniformAll	2,700.00	2,700.00	2,700.00	2,700.00
10015480 62330		LIUNA Pen	936.00	936.00	936.00	936.00
10015480 62990		Othr Ben	3,000.00	3,000.00	3,000.00	3,000.00
10015480 70050		Eng Sv	26,250.00	27,038.00	27,849.00	28,684.00
10015480 70410		Janitor Sv	5,150.00	5,304.50	5,463.64	5,627.54
10015480 70430		MFD LEASE	1,050.00	1,082.00	1,114.00	1,147.00
10015480 70510		RepMaint B	73,500.00	75,705.00	77,976.00	80,315.00
10015480 70520		RepMaint V	3,090.00	3,182.70	3,278.18	3,376.53
10015480 70540		RepMt Othr	52,500.00	54,075.00	55,697.00	57,368.00
10015480 70611		PrintBind	53.00	55.00	57.00	59.00
10015480 70631		Dues	1,050.00	1,082.00	1,114.00	1,147.00
10015480 70632		Pro Develp	2,100.00	2,163.00	2,228.00	2,295.00
10015480 70641		Temp Sv	10,500.00	10,815.00	11,139.00	11,473.00
10015480 70649		Car Wash	44.00	45.00	46.00	47.00
10015480 70690		Purch Serv	94,500.00	97,335.00	100,255.00	103,263.00
10015480 70702		WC Prem	3,098.57	3,191.53	3,287.28	3,385.90
10015480 70703		Liab Prem	5,102.04	5,255.10	5,412.75	5,575.14
10015480 70704		Prop In Pr	3,612.71	3,721.10	3,832.73	3,947.71
10015480 70712		WC Claim	18,028.86	18,569.72	19,126.82	19,700.62
10015480 70713		Liab Claim	1,222.30	1,258.96	1,296.73	1,335.64
10015480 70714		Prop Claim	1,222.30	1,258.96	1,296.73	1,335.64
10015480 70720		Ins Admin	3,036.21	3,127.30	3,221.12	3,317.75
10015480 71010		Off Supp	1,575.00	1,622.00	1,671.00	1,721.00
10015480 71017		Postage	315.00	324.00	334.00	344.00
10015480 71024		Janit Supp	4,200.00	4,326.00	4,456.00	4,590.00
10015480 71030		UniformSup	525.00	541.00	557.00	574.00
10015480 71035		SafeEquip	800.00	800.00	800.00	800.00
10015480 71070		Fuel	4,452.69	4,586.27	4,723.86	4,865.57
10015480 71080		Maint Supp	3,150.00	3,245.00	3,342.00	3,442.00
10015480 71085		Rock Salt	525.00	541.00	557.00	574.00
10015480 71310		Natural Gs	12,600.00	12,978.00	13,367.00	13,768.00
10015480 71320		Electricity	189,000.00	194,670.00	200,510.00	206,525.00
10015480 71330		Water	42,000.00	43,260.00	44,558.00	45,895.00
10015480 71340		Telecom	1,890.00	1,947.00	2,005.00	2,065.00

285





CITY OF BLOOMINGTON, IL
PROJECTION 20245 / BUDGET ENTRY FUTURE YRS REPORT

ORG	OBJECT PROJ	DESC	2025	2026	2027	2028
10015480	72130	CO Lcn Veh	.00	127,400.00	41,673.00	.00
	TOTAL	Facilities Maintenance	1,189,482.03	1,352,191.23	1,302,828.04	1,298,611.29
	TOTAL	REVENUE	-500.00	-500.00	-500.00	-500.00
	TOTAL	EXPENSE	1,189,982.03	1,352,691.23	1,303,328.04	1,299,111.29
	GRAND	TOTAL	1,189,482.03	1,352,191.23	1,302,828.04	1,298,611.29



GOVERNMENT CENTER 10015485



Purpose

- Located at 115 E. Washington, the Government Center building is shared by both the City and McLean County. The City Clerk and the new “HUB” (Floor 1), Community Development (Floor 2), Human Resources, Finance and Information Services (Floor 3), Administration and Legal (Floor 4) offices are located in this building. The Government Center is a 126,300 square-foot building. The City occupies 63,150 square feet of space.
- The Government Center is a leased building. The lease runs until December 31, 2034 and is split equally with McLean County who shares the building. The City does not have any direct ownership in the building. The owner is the McLean County Public Building Commission. The lease with McLean County Public Building Commission was entered into on November 20, 2001 and amended on December 12, 2003, October 4, 2005, January 9, 2012, November 1, 2013 and July 27, 2015. The lease calls for both a rent payment and a maintenance and operations payments to be made to the McLean County Public Building Commission each year.

FY 2024 Budget & Program Highlights

- The maintenance and operations payment varies annually. The County operates and maintains the building for the McLean County Public Building Commission. The County determines a budget each year around November or December. The Commission approves this budget and distributes the cost evenly between the County and the City. For FY 2024, the maintenance and operations portion of the lease is budgeted at \$1,077,945. Maintenance and operation expenses include janitorial service, repairs, and utility services in the Government Center.
- In FY 2023, the City's portion of the annual lease, maintenance, and operations payments equates to a cost of \$8.43 per square foot.
- The County has included the following items in their 2024 Budget. Some items were at the City's request.
 - Replace carpeting throughout building.
 - Replace four boilers.
 - Electric switchgear replacement.
 - Signage upgrades.
 - Elevator upgrades.
 - Spatial Study.

What We Accomplished in FY 2023

Continued the relocation of multiple department offices among existing City facilities, which includes reconfiguration and better utilization of existing City space to avoid the need to construct new facilities or purchase new property.



CITY OF BLOOMINGTON, IL
 NEXT YEAR / CURRENT YEAR BUDGET ANALYSIS

PROJECTION: 20244 FY 2024 BUDGET MASTER LEVEL 4

ACCOUNTS FOR:

Gov Center Bldg Maint	2022 ACTUAL	2023 ORIG BUD	2023 REVISED BUD	2023 ACTUAL	2023 PROJECTION	2024 ADOPTED	PCT CHANGE
10015485 70425 RepMaint B	44,606.50	12,300.00	12,300.00	12,300.00	12,300.00	.00	-100.0%
10015485 70510 RepMaint B	323,313.50	519,647.00	519,647.00	519,647.00	519,647.00	1,077,945.00	107.4%
10015485 73401 Lease Prin	105,000.00	.00	.00	.00	.00	.00	.0%
10015485 73701 Lease Int	2,572.50	.00	.00	.00	.00	.00	.0%
TOTAL Gov Center Bldg Maint	475,492.50	531,947.00	531,947.00	531,947.00	531,947.00	1,077,945.00	102.6%
TOTAL REVENUE	.00	.00	.00	.00	.00	.00	.0%
TOTAL EXPENSE	475,492.50	531,947.00	531,947.00	531,947.00	531,947.00	1,077,945.00	102.6%
GRAND TOTAL	475,492.50	531,947.00	531,947.00	531,947.00	531,947.00	1,077,945.00	102.6%





CITY OF BLOOMINGTON, IL
PROJECTION 20245 / BUDGET ENTRY FUTURE YRS REPORT

ORG	OBJECT PROJ	DESC	2025	2026	2027	2028
10015485	Government Center Bldg					
10015485	70510	RepMaint B	500,000.00	500,000.00	500,000.00	500,000.00
	TOTAL Government Center Bldg		500,000.00	500,000.00	500,000.00	500,000.00
	TOTAL REVENUE		.00	.00	.00	.00
	TOTAL EXPENSE		500,000.00	500,000.00	500,000.00	500,000.00
	GRAND TOTAL		500,000.00	500,000.00	500,000.00	500,000.00



PARKING DEPARTMENT

10015490



Purpose

The City currently owns two parking decks and four surface lots. We also manage the Abraham Lincoln Parking Deck and Government Center surface lot for the Public Building Commission.

The Parking budget accounts for operations and maintenance of the Market Street Parking Deck, Arena Parking Deck, Major Butler surface lot, Douglas Surface Lots A, B & C and Government Center surface lot. This budget accounts for all parking and enforcement operations.

- Market Street Parking Deck – Built in 1974, this facility has 550 parking spaces. Repairs completed in 2013 were expected to extend the useful life of the garage about 10 years. Since 2013, a few minor maintenance projects have been completed, but no additional structural repairs have been done. Some structural repairs of the garage are expected to be finished during the beginning of calendar year 2023. A replacement plan for the garage is in process.
- Arena Parking Deck – Built in 2005 in conjunction with the Bloomington Arena, this facility has 260 parking spaces. Serious structural defects were discovered during the City's facility study. The defects were addressed in 2014 and the facility is currently rated in good condition.
- Major Butler Surface Lot – There are 71 parking spaces within the lot. Monthly parking was eliminated in January 2011 and brought back in July 2015. The lot was also converted to free four-hour parking in all areas except the rental spaces at that time.
- Douglas Surface Lots A, B & C – The City acquired these three lots from Frontier Communications during FY 2019. Lot A has 34 parking spaces and is still being used by Frontier Communication employees in accordance with the purchase agreement. There are 40 spaces in Lot B, which are primarily used by tenants of the Douglas Apartments. Lot C has 58 parking spaces and is primarily used by BCPA patrons.
- Government Center Surface Lot – There are 96 parking spaces within the lot. The lot is primarily used for customers doing business in the Government Center as well as City and County employees who are attending meetings in the downtown area. Eight spaces are reserved for M-Plate vehicles and the remaining spaces are for general parking with a 2-hour time limit.
- Parking Enforcement – Enforcement of time limits, handicap parking and other City parking codes are performed by the four parking enforcement staff.

FY 2024 Budget & Program Highlights

- Perform routine, general maintenance of parking facilities to ensure safe and efficient operations.
- Continue the evaluation of T2 Collection Services to determine if other methods are needed to collect the outstanding parking citation revenues owed to the City.
- Operate the parking decks and lots to provide Downtown residents and facilities a clean and safe place to park their vehicles.

What We Accomplished in FY 2023

- Performed routine, general maintenance of parking facilities to ensure safe and efficient operations.
- Continued the evaluation of T2 Collection Services to determine if other methods are needed to collect the outstanding parking citation revenues owed to the City.
- Completed structural and safety improvements to the Market Street Garage.

Authorization

The Parking Division and its related activities have been codified in Chapter 29 of the City Code.

Funding Source

- Fees are collected for parking in the parking deck, and fines are assessed for parking violations issued in Downtown Bloomington. Collection of fees and many parking violations continue to be an ongoing problem.
- The City offers a portion of the Market Street Parking Deck, Arena Parking Deck, Major Butler Surface Lot, and Douglas Lots A, B, and C for timed public parking as well as reserved monthly parking. Monthly parking passes are available to the public at a current rate of \$50 per month. All facilities are open for free general parking on Saturdays, Sundays, and holidays and after 6:00 PM on weekdays.
- Multiple parking spaces in Downtown Bloomington have time limits. Four parking enforcement staff patrol Downtown Bloomington to monitor compliance with regulations. The City issues parking violations for vehicles which exceed the time limits. The fines for these infractions range from \$10 to \$25 per violation.

Parking Facilities:

Parking Facility	Total Spaces	Lease Spaces	Currently Leased	Available for Lease
Market Street Garage	550	492	0	0
Arena Garage	260	122	11	111
Major Butler Lot	71	18	6	12
Douglas Lot A	34	0	N/A	N/A
Douglas Lot B	40	38	1	37
Douglas Lot C	58	0	N/A	N/A

Challenges

- Aging Infrastructure – The Market Street Parking facility underwent major repairs in 2010 and 2013. Current repairs are estimated to extend the useful life of the facility another 3-5 years. A replacement plan for this garage in Downtown Bloomington is underway. This new parking facility is estimated to cost \$15 to \$20 million. Funding the project will be challenging.
- Encouraging customers to purchase monthly passes for the parking facilities instead of parking on the street and risk citations continues to be a challenge. This is shown by the large quantity of outstanding citations. Since there doesn't appear to be a consequence for not paying parking citations, customers choose to park in the street and ignore the citations. The T2 Collections agreement may resolve some of these issues.

Downtown Parking Policy

Over the years, parking in downtown (street and parking facilities) has been handled as the perceived need dictated at the time. Length of time on the streets, parking meters and public parking facilities are in a constant state of flux. In early 2010, Farr Associates, as part of their proposed strategic plan for Downtown, provided the City with a parking policy framework (<https://www.bloomingtonil.gov/Home/ShowDocument?id=9105>) to guide an overall plan for parking in the downtown. The plan has three major parts:

1. Shift to an emphasis on public, rather than private, parking in support of a vibrant Downtown
2. Use performance-targets to manage existing parking spaces
3. Convert excess parking revenues into Downtown improvements

Implementation of the plan requires some evaluation and potential City Code changes, which require Council approval.




CITY OF BLOOMINGTON, IL
 NEXT YEAR / CURRENT YEAR BUDGET ANALYSIS

PROJECTION: 20244 FY 2024 BUDGET MASTER LEVEL 4

ACCOUNTS FOR:

Parking Operations			2022	2023	2023	2023	2023	2024	PCT
			ACTUAL	ORIG BUD	REVISED BUD	ACTUAL	PROJECTION	ADOPTED	CHANGE
10015490	54430	Fac Rntl	-15,437.56	-8,935.00	-8,935.00	-22,388.90	-19,836.12	-15,316.65	71.4%
10015490	54520	MPkg Fee	-5,388.77	-75,000.00	-75,000.00	-5,766.81	-7,500.00	-7,200.00	-90.4%
10015490	54530	OPkg Fee	-1,610.60	-2,500.00	-2,500.00	-5,599.00	-6,400.00	-7,000.00	180.0%
10015490	55010	PkgViolate	-120,443.51	-120,000.00	-120,000.00	-84,683.07	-100,000.00	-120,000.00	.0%
10015490	57420	PropDamClm	-19,140.50	.00	.00	.00	.00	.00	.0%
10015490	57990	Misc Rev	-55.00	.00	.00	-188.52	-188.52	.00	.0%
10015490	61100	Salary FT	157,485.64	174,908.00	174,908.00	126,041.81	166,937.81	182,542.00	4.4%
10015490	61130	Salary SN	.00	51,000.00	51,000.00	.00	.00	10,240.00	-79.9%
10015490	61150	Salary OT	3,380.05	7,500.00	7,500.00	172.70	1,000.00	11,008.00	46.8%
10015490	61190	Othr Salry	948.61	.00	.00	5,441.89	5,441.89	.00	.0%
10015490	62100	Dental Enh	663.44	1,106.00	1,106.00	431.52	551.92	579.00	-47.6%
10015490	62110	Group Life	246.40	272.00	272.00	184.80	252.00	272.00	.0%
10015490	62111	Enh Vision	258.15	361.00	361.00	149.46	200.22	204.00	-43.5%
10015490	62113	BCBS 60/12	17,923.02	36,860.00	36,860.00	10,006.32	13,484.12	13,912.00	-62.3%
10015490	62120	IMRF	18,326.20	21,712.00	21,712.00	12,069.24	14,829.43	13,125.00	-39.5%
10015490	62130	FICA	9,572.90	14,126.00	14,126.00	7,941.89	10,398.83	12,441.00	-11.9%
10015490	62140	Medicare	2,238.72	3,306.00	3,306.00	1,857.29	2,431.94	2,912.00	-11.9%
10015490	62170	UniformAll	2,250.00	2,250.00	2,250.00	2,400.00	2,400.00	1,400.00	-37.8%
10015490	62330	LIUNA Pen	2,455.71	2,808.00	2,808.00	1,911.60	2,559.60	2,808.00	.0%
10015490	62990	Othr Ben	2,172.81	2,400.00	2,400.00	6,712.57	7,227.57	4,080.00	70.0%
10015490	70050	Eng Sv	28,075.00	25,000.00	25,000.00	.00	.00	25,000.00	.0%
10015490	70095	CC Fees	3,926.67	5,000.00	5,000.00	3,838.32	5,000.00	5,000.00	.0%
10015490	70220	Oth PT Sv	20,431.00	35,000.00	35,000.00	28,230.00	35,000.00	40,000.00	14.3%
10015490	70510	RepMaint B	1,454.20	50,000.00	50,000.00	9,333.13	50,000.00	50,000.00	.0%
10015490	70520	RepMaint V	7,867.30	5,500.00	5,500.00	5,859.28	4,000.00	5,500.00	.0%
10015490	70540	RepMt Othr	2,407.07	2,500.00	2,500.00	2,445.06	2,500.00	2,500.00	.0%
10015490	70611	PrintBind	1,773.93	1,500.00	1,500.00	2,608.28	2,000.00	1,500.00	.0%
10015490	70649	Car Wash	81.00	112.00	112.00	73.00	112.00	112.00	.0%
10015490	70690	Purch Serv	16,609.63	15,000.00	15,000.00	9,784.33	15,000.00	15,000.00	.0%
10015490	70702	WC Prem	1,184.39	1,601.73	1,601.73	1,601.73	1,601.73	1,276.30	-20.3%
10015490	70703	Liab Prem	1,541.17	2,123.15	2,123.15	2,123.15	2,123.15	2,101.53	-1.0%
10015490	70704	Prop Prem	1,008.82	1,737.33	1,737.33	1,737.33	1,737.33	1,488.08	-14.3%
10015490	70712	WC Claim	11,642.34	27,082.14	27,082.14	27,082.14	27,082.14	11,524.33	-57.4%
10015490	70713	Liab Claim	1,077.99	1,805.48	1,805.48	1,805.48	1,805.48	781.31	-56.7%
10015490	70714	Prop Claim	1,077.99	2,031.16	2,031.16	2,031.16	2,031.16	781.31	-61.5%
10015490	70720	Ins Admin	1,468.98	1,694.28	1,694.28	1,694.28	1,694.28	1,250.62	-26.2%
10015490	71010	Off Supp	1,983.35	1,000.00	1,000.00	313.21	1,000.00	1,000.00	.0%
10015490	71017	Postage	3,348.48	3,500.00	3,500.00	2,653.21	3,500.00	3,500.00	.0%
10015490	71024	Janit Supp	2,585.45	1,000.00	1,000.00	189.47	1,000.00	1,000.00	.0%
10015490	71030	UniformSup	468.93	500.00	500.00	329.98	500.00	500.00	.0%
10015490	71035	SafeEquip	.00	.00	.00	.00	.00	2,000.00	.0%
10015490	71070	Fuel	3,885.42	3,796.00	3,796.00	4,565.04	7,000.00	8,253.00	117.4%
10015490	71080	Maint Supp	825.77	3,000.00	3,000.00	978.93	3,000.00	3,000.00	.0%

293



**CITY OF BLOOMINGTON, IL
 NEXT YEAR / CURRENT YEAR BUDGET ANALYSIS**
PROJECTION: 20244 FY 2024 BUDGET MASTER LEVEL 4
ACCOUNTS FOR:

Parking Operations	2022 ACTUAL	2023 ORIG BUD	2023 REVISED BUD	2023 ACTUAL	2023 PROJECTION	2024 ADOPTED	PCT CHANGE
10015490 71085 Rock Salt	.00	30,000.00	24,763.12	.00	30,000.00	30,000.00	21.1%
10015490 71320 Electricity	30,884.77	32,000.00	32,000.00	29,662.86	32,000.00	50,000.00	56.3%
10015490 71330 Water	4,975.35	5,000.00	5,000.00	4,218.00	5,000.00	6,000.00	20.0%
10015490 71340 Telecom	12,538.61	11,000.00	11,000.00	9,092.24	11,000.00	12,000.00	9.1%
10015490 72130 CO Lcn Veh	27,892.00	31,682.00	36,918.88	36,918.88	36,918.88	.00	-100.0%
10015490 73401 Lease Prin	49,304.85	51,490.87	51,490.87	38,407.98	51,490.87	49,996.80	-2.9%
10015490 73701 Lease Int	15,906.06	13,719.99	13,719.99	10,500.17	13,719.99	11,461.48	-16.5%
10015490 79150 Bad Debt	-1,843.32	.00	.00	.00	.00	.00	.0%
10015490 79990 Othr Exp	.00	.00	.00	13.00	13.00	.00	.0%
10015490 89307 To 04 MPBd	291,278.94	313,404.73	313,404.73	313,404.73	313,404.73	307,785.54	-1.8%
TOTAL Parking Operations	601,507.85	790,954.86	790,954.86	608,189.16	755,025.43	756,318.65	-4.4%
TOTAL REVENUE	-162,075.94	-206,435.00	-206,435.00	-118,626.30	-133,924.64	-149,516.65	-27.6%
TOTAL EXPENSE	763,583.79	997,389.86	997,389.86	726,815.46	888,950.07	905,835.30	-9.2%
GRAND TOTAL	601,507.85	790,954.86	790,954.86	608,189.16	755,025.43	756,318.65	-4.4%





CITY OF BLOOMINGTON, IL
 PROJECTION 20245 / BUDGET ENTRY FUTURE YRS REPORT

ORG	OBJECT PROJ	DESC	2025	2026	2027	2028
10015490 Parking Operations						
10015490	54430	Fac Rntl	-10,211.10	.00	.00	.00
10015490	54520	MPkg Fee	-7,500.00	-8,000.00	-8,500.00	-9,000.00
10015490	54530	OPkg Fee	-7,000.00	-7,500.00	-8,000.00	-8,500.00
10015490	55010	PkgViolate	-120,000.00	-125,000.00	-130,000.00	-135,000.00
10015490	61100	Salary FT	188,018.26	193,658.81	199,468.57	205,452.63
10015490	61130	Salary SN	10,547.20	10,863.62	11,189.52	11,525.21
10015490	61150	Salary OT	11,338.24	11,678.39	12,028.74	12,389.60
10015490	62100	Dental Enh	596.37	614.26	632.69	651.67
10015490	62110	Group Life	272.00	272.00	272.00	272.00
10015490	62111	Enh Vision	204.00	204.00	204.00	204.00
10015490	62113	BCBS 60/12	14,329.36	14,759.24	15,202.02	15,658.08
10015490	62120	IMRF	13,518.75	13,924.31	14,342.04	14,772.30
10015490	62130	FICA	12,814.23	13,198.66	13,594.62	14,002.46
10015490	62140	Medicare	2,999.36	3,089.34	3,182.02	3,277.48
10015490	62170	UniformAll	1,400.00	1,400.00	1,400.00	1,400.00
10015490	62330	LIUNA Pen	2,808.00	2,808.00	2,808.00	2,808.00
10015490	62990	Othr Ben	4,080.00	4,080.00	4,080.00	4,080.00
10015490	70050	Eng Sv	26,250.00	27,038.00	27,849.00	28,684.00
10015490	70095	CC Fees	5,250.00	5,408.00	5,570.00	5,737.00
10015490	70220	Oth PT Sv	42,000.00	43,260.00	44,558.00	45,895.00
10015490	70510	RepMaint B	52,500.00	54,075.00	55,697.00	57,368.00
10015490	70520	RepMaint V	5,665.00	5,834.95	6,010.00	6,190.30
10015490	70540	RepMt Othr	2,625.00	2,704.00	2,785.00	2,869.00
10015490	70611	PrintBind	1,575.00	1,622.00	1,671.00	1,721.00
10015490	70649	Car Wash	118.00	122.00	126.00	130.00
10015490	70690	Purch Serv	15,750.00	16,223.00	16,710.00	17,211.00
10015490	70702	WC Prem	1,314.59	1,354.03	1,394.65	1,436.49
10015490	70703	Liab Prem	2,164.57	2,229.51	2,296.40	2,365.29
10015490	70704	Prop Prem	1,532.72	1,578.70	1,626.06	1,674.84
10015490	70712	WC Claim	11,870.05	12,226.16	12,592.94	12,970.73
10015490	70713	Liab Claim	804.75	828.89	853.76	879.37
10015490	70714	Prop Claim	804.75	828.89	853.76	879.37
10015490	70720	Ins Admin	1,288.13	1,326.78	1,366.58	1,407.58
10015490	71010	Off Supp	1,050.00	1,082.00	1,114.00	1,147.00
10015490	71017	Postage	3,675.00	3,785.00	3,899.00	4,016.00
10015490	71024	Janit Supp	1,050.00	1,082.00	1,114.00	1,147.00
10015490	71030	UniformSup	525.00	541.00	557.00	574.00
10015490	71035	SafeEquip	200.00	200.00	200.00	200.00
10015490	71070	Fuel	8,500.59	8,755.61	9,018.28	9,288.82
10015490	71080	Maint Supp	3,150.00	3,245.00	3,342.00	3,442.00
10015490	71085	Rock Salt	31,500.00	32,445.00	33,418.00	34,421.00
10015490	71320	Electricity	52,500.00	54,075.00	55,697.00	57,368.00
10015490	71330	Water	6,300.00	6,489.00	6,684.00	6,885.00
10015490	71340	Telecom	12,600.00	12,978.00	13,367.00	13,768.00
10015490	72130	CO Lcn Veh	41,466.60	39,155.20	.00	58,710.00
10015490	73401	Lease Prin	46,837.30	48,954.86	51,168.16	53,481.51
10015490	73701	Lease Int	9,367.37	7,249.83	5,036.57	2,723.20
10015490	89307	To 04 MPBd	.00	.00	.00	.00






CITY OF BLOOMINGTON, IL
PROJECTION 20245 / BUDGET ENTRY FUTURE YRS REPORT

ORG	OBJECT PROJ	DESC	2025	2026	2027	2028
	TOTAL	Parking Operations	508,449.09	526,748.04	498,479.38	568,583.93
	TOTAL	REVENUE	-144,711.10	-140,500.00	-146,500.00	-152,500.00
	TOTAL	EXPENSE	653,160.19	667,248.04	644,979.38	721,083.93
	GRAND	TOTAL	508,449.09	526,748.04	498,479.38	568,583.93



PUBLIC WORKS GENERAL FUND DIVISIONS



Purpose

Public Works is a diverse department in the City of Bloomington. Within the General Fund, the department provides street and sidewalk maintenance, snow and ice removal, engineering, fleet management, and facility management, which are all supported by public works administration. General Fund narratives for facility management are found in the previous sections under Facilities Maintenance (10015480), Government Center (10015485), and Parking (10015490).

Public Works Administration (10016110) includes managing employees, providing customer service, performing office tasks, researching, establishing policies and procedures, and recordkeeping to support the efforts of the four divisions within Public Works: Public Service, Engineering, Water, and Facility Management.

Street Maintenance (10016120) funds are used to provide general street upkeep, which includes major and minor patching, repairing potholes, and patching and repairing streets after water line and sewer lateral excavations. Street resurfacing and reconstructing is included in the Capital Improvement (Asphalt & Concrete) Fund.

Snow & Ice Removal (10016124) operations include plowing and treating City streets, alleys, and parking lots to maintain safe roadways for residents and to keep commerce moving.

Engineering (10016210) takes a planning and oversight role in many of the City's infrastructure projects, including streets, sewers, water, storm water, combined sewer elimination, sidewalks, and bicycle lanes as well as plans for roads, bridges, and developments. Engineering also oversees the implementation of the Bicycle Master Plan, Stormwater and Sanitary Sewer Master Plans, A Master Plan for Sidewalks, the Brick Streets Master Plan, and the draft Streetscape Master Plan. In addition, the Traffic Engineer oversees traffic signals and timing, traffic signs, pavement markings, traffic calming, traffic counts, and traffic crash reporting and analysis.

Fleet Management (10016310) serves as the City's in-house repair garage but also provides additional tasks for the City such as developing specifications for vehicles and equipment, making recommendations to the City Council for new purchases, purchasing fuel, and purchasing items for equipment fitting, and performing maintenance and repair.

FY 2024 Budget & Program Highlights

- Patch and preserve roadways to extend their life.
- Work on repairing water and contractor ditches, traffic line painting, grinding, replacing concrete street panels, and grinding and using hot asphalt for the permanent pothole patching program.
- Keep sign shop inventory in compliance with federal requirements and replace aging streets signs.
- Perform duties related to special events.
- Provide traffic control installation.
- Use salt brine and rock salt for treating streets for snow and ice removal.
- Continue to research efficient ways to remove snow and ice.
- Continue to implement Complete Streets.

- Utilize optimization software to prioritize street maintenance.
- Continue developing plans for a fleet facility.
- Improve the utilization of GPS tracking for city vehicles.
- Continue to explore “green” options for the City fleet.

What We Accomplished in FY 2023

- Continued emphasis on resident input and customer service.
- Made regular updates to public works webpages and websites, including department pages, bloomingtonstreets.com, and bloomingtonunderground.com.
- Continued using the road construction notification system that uses an interactive GIS map, SMS, and email to notify the public and other departments and agencies when there is a traffic delay, lane closure, or road closure because of City construction work.
- Patched and preserved roadways to extend their life.
- Worked on repairing water and contractor ditches, traffic line painting, grinding, replacing concrete street panels, and grinding and using hot asphalt for the permanent pothole patching program.
- Kept sign shop inventory in compliance with federal requirements and replaced aging streets signs.
- Performed duties related to special events.
- Removed snow and ice for several snow events, including two record-breaking snow events in February 2022 that required several consecutive days of plowing and salting.
- Used salt brine and rock salt for treating streets.
- Researched efficient ways to remove snow and ice.
- Stretched dollars and extended the life of streets through pavement preservation, potentially saving millions of dollars over several years, because of the City Council's increased commitment to funding street resurfacing and pavement preservation efforts.
- Continued utilizing optimization software to prioritize road maintenance.
- Made progress on several large projects, including Hamilton, from Bunn to Morrissey, Locust-Colton CSO, and Fox Creek Road Bridge.
- Continued to implement Complete Streets.
- Televised and assessed combination and sanitary sewers, resulting in the assessment of approximately 80 percent of the 335 miles of combination and sanitary sewer since 2012.
- Managed consultant design of water main, drainage, pavement, and sidewalk ramps in Meadowbrook Subdivision, which was a result of coordination between the Water Division and Engineering Division and based on the Department's five-year capital planning process.
- On-site vehicle and equipment repairs eliminated cost overruns, appointments, and service calls for routine repairs.
- Made timely repairs of City service vehicles, including servicing vehicles during out-of-service hours to reduce the need for additional units.
- Provided Motor Pool vehicles to all Departments to reduce the number of units in the fleet while making vehicles available for out-of-town travel and seasonal employees.
- Explored “green” options for the City fleet.

Challenges

- Public Works is continuing to backfill positions to become fully staffed. The Department will continue to find ways to increase staff efficiency using new technologies, updating processes, and hiring seasonal staff.
- Though the situation has recently improved, Public Works continues to operate with limited resources. Public Works divisions are operating at resource levels equivalent to the resource levels that followed the Great Recession in 2009. Public Works is conscious of budgetary issues and has continued to work with other departments, the Council, and the public to accomplish Council directives, while keeping up with daily operations.
- Management of fleet maintenance in a competitive market is challenging. The City's diverse fleet covers over 15 different common and specialized vocational equipment fields. Fleet Maintenance needs enhanced technological training for staff to be able to work on new vehicles.
- Current funding limits strategic timing of the replacement of City vehicles within the City's fiscal restraints.
- Though a needs assessment for a Fleet Maintenance facility is underway, the current facility lacks indoor vehicle storage and workspace. As a result of supply chain and production demand constraints, the department has had difficulty obtaining commodities and equipment necessary to maintain infrastructure. In addition, impacts due to inflation and supply shortages are starting to impact capital project budgeting.
- Winter weather continues to be challenging, especially when Central Illinois receives an abnormal number of ice and sleet events.



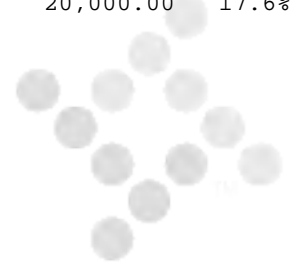
CITY OF BLOOMINGTON, IL
 NEXT YEAR / CURRENT YEAR BUDGET ANALYSIS

PROJECTION: 20244 FY 2024 BUDGET MASTER LEVEL 4

ACCOUNTS FOR:

Public Works Administration			2022 ACTUAL	2023 ORIG BUD	2023 REVISED BUD	2023 ACTUAL	2023 PROJECTION	2024 ADOPTED	PCT CHANGE
10016110	57114	Equip Sale	-2,551.00	.00	.00	.00	.00	.00	.0%
10016110	61100	Salary FT	315,708.31	351,839.00	351,839.00	195,627.89	254,315.90	262,772.00	-25.3%
10016110	61130	Salary SN	.00	14,040.00	14,040.00	.00	.00	.00	-100.0%
10016110	61150	Salary OT	6.86	2,000.00	2,000.00	13.73	100.00	1,500.00	-25.0%
10016110	61190	Othr Salry	5,183.46	.00	.00	.00	.00	.00	.0%
10016110	62100	Dental Enh	1,696.66	1,665.00	1,665.00	1,120.80	1,510.72	1,562.00	-6.2%
10016110	62110	Group Life	251.64	272.00	272.00	151.20	201.60	204.00	-25.0%
10016110	62111	Enh Vision	464.94	483.00	483.00	309.78	413.04	415.00	-14.1%
10016110	62113	BCBS 60/12	18,863.46	29,783.00	29,783.00	.00	.00	.00	-100.0%
10016110	62114	BCBS HSA	20,048.99	12,680.00	12,680.00	23,842.41	31,886.81	32,178.00	153.8%
10016110	62115	RHS Contrb	3,442.56	3,500.00	3,500.00	2,646.45	3,528.60	4,000.00	14.3%
10016110	62116	HSA City	3,800.00	3,800.00	3,800.00	.00	3,800.00	3,800.00	.0%
10016110	62120	IMRF	36,826.59	34,006.00	34,006.00	17,970.76	21,949.72	17,920.00	-47.3%
10016110	62130	FICA	19,119.63	21,607.00	21,607.00	11,178.02	14,484.14	15,117.00	-30.0%
10016110	62140	Medicare	4,471.63	5,081.00	5,081.00	2,614.17	3,387.36	3,537.00	-30.4%
10016110	62150	UnEmpl Ins	505.00	.00	.00	-1,515.00	-1,515.00	.00	.0%
10016110	62330	LIUNA Pen	936.27	936.00	936.00	720.00	936.00	936.00	.0%
10016110	62990	Othr Ben	1,050.00	3,000.00	3,000.00	2,108.12	2,746.83	3,000.00	.0%
10016110	70220	Oth PT Sv	25,502.90	25,000.00	25,000.00	.00	20,000.00	25,000.00	.0%
10016110	70430	MFD Lease	3,575.61	2,500.00	2,500.00	1,952.43	3,000.00	3,000.00	20.0%
10016110	70510	RepMaint B	.00	2,000.00	2,000.00	.00	1,500.00	2,000.00	.0%
10016110	70540	RepMt Othr	.00	1,500.00	1,500.00	.00	1,000.00	1,500.00	.0%
10016110	70611	PrintBind	232.10	500.00	500.00	240.00	500.00	500.00	.0%
10016110	70631	Dues	609.00	675.00	675.00	414.00	675.00	675.00	.0%
10016110	70632	Pro Develp	583.35	5,000.00	5,000.00	40.00	4,000.00	8,000.00	60.0%
10016110	70641	Temp Sv	.00	50,000.00	50,000.00	27,103.74	40,000.00	55,000.00	10.0%
10016110	70649	Car Wash	63.00	50.00	50.00	65.00	75.00	75.00	50.0%
10016110	70690	Purch Serv	13,549.16	31,000.00	31,000.00	.00	5,000.00	31,000.00	.0%
10016110	70702	WC Prem	2,081.65	2,780.81	2,780.81	2,780.81	2,780.81	2,132.64	-23.3%
10016110	70703	Liab Prem	2,708.73	3,686.05	3,686.05	3,686.05	3,686.05	3,511.55	-4.7%
10016110	70704	Prop In Pr	1,773.07	3,016.23	3,016.23	3,016.23	3,016.23	2,486.50	-17.6%
10016110	70712	WC Claim	46,450.43	65,417.85	65,417.85	65,417.85	65,417.85	48,322.80	-26.1%
10016110	70713	Liab Claim	4,300.97	4,361.19	4,361.19	4,361.19	4,361.19	3,276.12	-24.9%
10016110	70714	Prop Claim	4,300.97	4,906.34	4,906.34	4,906.34	4,906.34	3,276.12	-33.2%
10016110	70720	Ins Admin	2,581.84	2,941.47	2,941.47	2,941.47	2,941.47	2,089.72	-29.0%
10016110	71010	Off Supp	3,207.41	3,000.00	3,000.00	2,004.15	2,500.00	3,000.00	.0%
10016110	71010	70000 Off Supp	19.80	.00	.00	.00	.00	.00	.0%
10016110	71017	Postage	701.30	2,500.00	2,500.00	1,012.61	2,500.00	2,500.00	.0%
10016110	71024	Janit Supp	231.40	400.00	400.00	23.66	400.00	400.00	.0%
10016110	71035	SafeEquip	.00	.00	.00	.00	.00	250.00	.0%
10016110	71060	Food	50.64	2,000.00	2,000.00	.00	750.00	750.00	-62.5%
10016110	71190	Other Supp	.00	300.00	300.00	.00	150.00	300.00	.0%
10016110	71340	Telecom	14,137.39	17,000.00	17,000.00	11,290.37	20,000.00	20,000.00	17.6%

300





CITY OF BLOOMINGTON, IL
 NEXT YEAR / CURRENT YEAR BUDGET ANALYSIS

PROJECTION: 20244 FY 2024 BUDGET MASTER LEVEL 4

ACCOUNTS FOR:

Public Works Administration	2022 ACTUAL	2023 ORIG BUD	2023 REVISED BUD	2023 ACTUAL	2023 PROJECTION	2024 ADOPTED	PCT CHANGE
10016110 71420 Periodicls	.00	350.00	350.00	210.30	350.00	350.00	.0%
10016110 73401 Lease Prin	87,550.34	37,358.75	37,358.75	37,358.75	34,865.99	.00	-100.0%
10016110 73701 Lease Int	2,190.52	242.61	242.61	242.61	226.17	.00	-100.0%
10016110 79990 Othr Exp	.00	100.00	100.00	.00	75.00	100.00	.0%
TOTAL Public Works Administr	646,226.58	753,278.30	753,278.30	425,855.89	562,422.82	566,436.45	-24.8%
TOTAL REVENUE	-2,551.00	.00	.00	.00	.00	.00	.0%
TOTAL EXPENSE	648,777.58	753,278.30	753,278.30	425,855.89	562,422.82	566,436.45	-24.8%
GRAND TOTAL	646,226.58	753,278.30	753,278.30	425,855.89	562,422.82	566,436.45	-24.8%





CITY OF BLOOMINGTON, IL
 PROJECTION 20245 / BUDGET ENTRY FUTURE YRS REPORT

ORG	OBJECT PROJ	DESC	2025	2026	2027	2028
10016110	Public Works Administration					
10016110 61100		Salary FT	270,655.16	278,774.82	287,138.06	295,752.20
10016110 61150		Salary OT	1,545.00	1,591.35	1,639.09	1,688.26
10016110 62100		Dental Enh	1,608.86	1,657.13	1,706.84	1,758.04
10016110 62110		Group Life	204.00	204.00	204.00	204.00
10016110 62111		Enh Vision	415.00	415.00	415.00	415.00
10016110 62114		BCBS HSA	33,143.34	34,137.64	35,161.77	36,216.62
10016110 62115		RHS Contrb	4,000.00	4,000.00	4,000.00	4,000.00
10016110 62116		HSA City	3,800.00	3,800.00	3,800.00	3,800.00
10016110 62120		IMRF	18,457.60	19,011.33	19,581.67	20,169.12
10016110 62130		FICA	15,570.51	16,037.63	16,518.75	17,014.32
10016110 62140		Medicare	3,643.11	3,752.40	3,864.98	3,980.92
10016110 62330		LIUNA Pen	936.00	936.00	936.00	936.00
10016110 62990		Othr Ben	3,000.00	3,000.00	3,000.00	3,000.00
10016110 70220		Oth PT Sv	15,000.00	15,000.00	15,000.00	15,000.00
10016110 70430		MFD Lease	3,000.00	3,000.00	3,000.00	3,000.00
10016110 70510		RepMaint B	2,000.00	2,000.00	2,000.00	2,000.00
10016110 70540		RepMt Othr	1,500.00	1,500.00	500.00	500.00
10016110 70611		PrintBind	500.00	500.00	500.00	500.00
10016110 70631		Dues	675.00	675.00	675.00	675.00
10016110 70632		Pro Develp	8,000.00	8,000.00	8,000.00	8,000.00
10016110 70641		Temp Sv	55,000.00	55,000.00	55,000.00	55,000.00
10016110 70649		Car Wash	75.00	75.00	75.00	75.00
10016110 70690		Purch Serv	31,000.00	31,000.00	31,000.00	31,000.00
10016110 70702		WC Prem	2,196.62	2,262.51	2,330.39	2,400.30
10016110 70703		Liab Prem	3,616.90	3,725.40	3,837.17	3,952.28
10016110 70704		Prop In Pr	2,561.10	2,637.93	2,717.07	2,798.58
10016110 70712		WC Claim	49,772.48	51,265.65	52,803.62	54,387.73
10016110 70713		Liab Claim	3,374.41	3,475.64	3,579.91	3,687.30
10016110 70714		Prop Claim	3,374.41	3,475.64	3,579.91	3,687.30
10016110 70720		Ins Admin	2,152.41	2,216.98	2,283.49	2,352.00
10016110 71010		Off Supp	3,000.00	3,000.00	3,000.00	3,000.00
10016110 71017		Postage	2,500.00	2,500.00	2,500.00	2,500.00
10016110 71024		Janit Supp	400.00	400.00	400.00	400.00
10016110 71035		SafeEquip	250.00	250.00	250.00	250.00
10016110 71060		Food	750.00	750.00	750.00	750.00
10016110 71190		Other Supp	300.00	300.00	300.00	300.00
10016110 71340		Telecom	20,000.00	20,000.00	20,000.00	20,000.00
10016110 71420		Periodicls	350.00	350.00	350.00	350.00
10016110 79990		Othr Exp	100.00	100.00	100.00	100.00
	TOTAL Public Works Administration		568,426.91	580,777.05	592,497.72	605,599.97
	TOTAL REVENUE		.00	.00	.00	.00
	TOTAL EXPENSE		568,426.91	580,777.05	592,497.72	605,599.97
	GRAND TOTAL		568,426.91	580,777.05	592,497.72	605,599.97

302



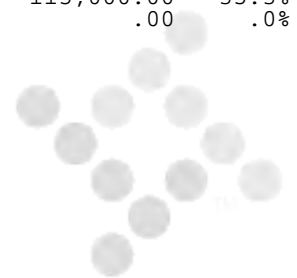
CITY OF BLOOMINGTON, IL
 NEXT YEAR / CURRENT YEAR BUDGET ANALYSIS

PROJECTION: 20244 FY 2024 BUDGET MASTER LEVEL 4

ACCOUNTS FOR:

Street Maintenance			2022 ACTUAL	2023 ORIG BUD	2023 REVISED BUD	2023 ACTUAL	2023 PROJECTION	2024 ADOPTED	PCT CHANGE
10016120	54010	St Maint	-110,975.18	-105,000.00	-105,000.00	-86,679.72	-105,000.00	-105,000.00	.0%
10016120	54020	Pvmt Repr	-505,206.87	-400,000.00	-400,000.00	-428,895.39	-500,000.00	-500,000.00	25.0%
10016120	57420	PropDamClm	-31,012.54	-5,000.00	-5,000.00	-16,221.94	-18,000.00	-18,000.00	260.0%
10016120	57990	Misc Rev	-3,437.65	-1,000.00	-1,000.00	-682.80	-1,000.00	-1,000.00	.0%
10016120	61100	Salary FT	1,468,926.80	1,454,630.00	1,454,630.00	1,106,396.95	1,430,188.28	1,612,907.00	10.9%
10016120	61130	Salary SN	67,450.90	93,984.00	93,984.00	86,544.13	106,204.38	126,720.00	34.8%
10016120	61150	Salary OT	185,726.66	180,000.00	180,000.00	132,766.57	177,877.91	180,000.00	.0%
10016120	61190	Other Sal	.00	.00	.00	22,209.72	20,000.00	.00	.0%
10016120	62100	Dental Enh	6,214.80	6,093.00	6,093.00	4,260.07	5,822.87	6,811.00	11.8%
10016120	62109	ENH HMO	31,489.28	26,482.00	26,482.00	20,081.47	31,735.19	25,451.00	-3.9%
10016120	62110	Group Life	1,244.12	1,292.00	1,292.00	897.79	1,212.28	1,360.00	5.3%
10016120	62111	Enh Vision	1,693.13	1,632.00	1,632.00	1,180.83	1,605.54	1,801.00	10.4%
10016120	62113	BCBS 60/12	165,217.46	143,345.00	143,345.00	122,745.39	170,573.43	165,443.00	15.4%
10016120	62114	BCBS HSA	15,326.89	25,303.00	25,303.00	5,235.08	4,254.57	11,798.00	-53.4%
10016120	62115	RHS Contrb	6,657.67	7,500.00	7,500.00	7,479.24	9,577.30	12,000.00	60.0%
10016120	62116	HSA City	1,084.95	7,200.00	7,200.00	.00	3,100.00	3,100.00	-56.9%
10016120	62120	IMRF	199,275.64	166,032.00	166,032.00	123,636.97	147,459.25	129,956.00	-21.7%
10016120	62130	FICA	103,136.38	103,955.00	103,955.00	80,461.46	104,802.64	110,859.00	6.6%
10016120	62140	Medicare	24,120.69	24,321.00	24,321.00	18,817.48	24,293.42	25,934.00	6.6%
10016120	62150	UnEmpl Ins	1,857.00	.00	.00	629.00	1,000.00	.00	.0%
10016120	62160	Work Comp	2,944.23	.00	.00	-5,235.86	.00	.00	.0%
10016120	62170	UniformAll	15,300.00	15,300.00	15,300.00	15,300.00	15,300.00	15,300.00	.0%
10016120	62200	Hlth Fac	150.00	150.00	150.00	150.00	150.00	150.00	.0%
10016120	62990	Othr Ben	7,052.14	8,000.00	8,000.00	7,690.00	8,000.00	8,300.00	3.8%
10016120	70220	Oth PT Sv	287.95	.00	.00	.00	.00	.00	.0%
10016120	70420	Rentals	2,834.25	5,000.00	5,000.00	.00	5,000.00	5,000.00	.0%
10016120	70510	RepMaint B	29,956.59	20,000.00	20,000.00	13,287.29	20,000.00	20,000.00	.0%
10016120	70510	57200 RepMaint B	618.14	.00	.00	.00	.00	.00	.0%
10016120	70520	RepMaint V	97,381.11	85,000.00	85,000.00	92,714.51	130,000.00	85,000.00	.0%
10016120	70632	Pro Develp	30.00	1,000.00	1,000.00	30.00	750.00	1,000.00	.0%
10016120	70641	Temp Sv	153,949.97	160,000.00	160,000.00	31,339.23	50,000.00	50,000.00	-68.8%
10016120	70650	Lndfl Fees	79,032.83	80,000.00	80,000.00	80,000.00	80,000.00	82,400.00	3.0%
10016120	70690	Purch Serv	9,708.45	11,300.00	11,300.00	5,196.00	11,300.00	15,400.00	36.3%
10016120	70702	WC Prem	9,664.50	11,153.76	11,153.76	11,153.76	11,153.76	12,218.51	9.5%
10016120	70703	Liab Prem	12,575.83	14,784.69	14,784.69	14,784.69	14,784.69	20,118.71	36.1%
10016120	70704	Prop In Pr	8,231.85	12,098.05	12,098.05	12,098.05	12,098.05	14,245.90	17.8%
10016120	70712	WC Claim	133,337.04	127,980.76	127,980.76	127,980.76	127,980.76	146,570.53	14.5%
10016120	70713	Liab Claim	12,346.02	8,532.05	8,532.05	8,532.05	8,532.05	9,936.98	16.5%
10016120	70714	Prop Claim	12,346.02	9,598.56	9,598.56	9,598.56	9,598.56	9,936.98	3.5%
10016120	70720	Ins Admin	11,986.72	11,798.20	11,798.20	11,798.20	11,798.20	11,972.61	1.5%
10016120	71035	SafeEquip	3,188.45	3,000.00	3,000.00	2,761.21	3,500.00	14,500.00	383.3%
10016120	71070	Fuel	76,960.96	85,000.00	85,000.00	75,375.78	95,000.00	115,000.00	35.3%
10016120	71078	Elect Supp	30.60	.00	.00	.00	.00	.00	.0%

303



**CITY OF BLOOMINGTON, IL
 NEXT YEAR / CURRENT YEAR BUDGET ANALYSIS**
PROJECTION: 20244 FY 2024 BUDGET MASTER LEVEL 4
ACCOUNTS FOR:

Street Maintenance			2022 ACTUAL	2023 ORIG BUD	2023 REVISED BUD	2023 ACTUAL	2023 PROJECTION	2024 ADOPTED	PCT CHANGE
10016120	71081	Concrete	238,046.86	225,000.00	205,000.00	167,936.27	225,000.00	250,000.00	22.0%
10016120	71082	Asphalt	190,152.03	200,000.00	200,000.00	158,785.53	175,000.00	175,000.00	-12.5%
10016120	71083	UPM Cold M	44,444.41	45,000.00	45,000.00	24,779.97	45,000.00	45,000.00	.0%
10016120	71084	Agg RkSnd	45,515.89	40,000.00	40,000.00	32,742.32	40,000.00	50,000.00	25.0%
10016120	71091	Sign Matr1	47,393.67	22,000.00	24,918.50	28,827.20	35,000.00	40,000.00	60.5%
10016120	71093	StName Sgn	24,672.17	15,000.00	15,000.00	6,692.50	15,000.00	15,000.00	.0%
10016120	71094	TCtl Sign	43,794.75	41,200.00	41,200.00	20,571.32	41,200.00	41,200.00	.0%
10016120	71095	Tfc Paint	3,966.81	4,500.00	4,500.00	7,969.56	9,500.00	9,500.00	111.1%
10016120	71096	Tfc Lpaint	28,225.65	75,000.00	95,000.00	93,050.00	95,000.00	95,000.00	.0%
10016120	71099	Tfc Baricd	15,444.53	20,000.00	20,000.00	27,582.15	25,000.00	25,000.00	25.0%
10016120	71190	Other Supp	71,692.14	60,000.00	60,000.00	38,146.72	60,000.00	60,000.00	.0%
10016120	71190	57200 Other Supp	29,587.61	.00	.00	.00	.00	.00	.0%
10016120	71330	Water	.00	210.00	210.00	.00	210.00	210.00	.0%
10016120	71340	Telecom	1,146.76	1,100.00	1,100.00	711.60	1,100.00	1,100.00	.0%
10016120	71710	Veh Equip	.00	.00	.00	32.30	.00	.00	.0%
10016120	72130	CO Lcn Veh	393,359.41	405,830.00	405,830.00	88,205.00	88,205.00	768,560.00	89.4%
10016120	72140	CO Other	.00	152,284.00	152,284.00	115,235.58	115,235.58	283,504.00	86.2%
10016120	73401	Lease Prin	164,402.64	156,509.78	156,509.78	122,565.96	156,580.96	139,327.68	-11.0%
10016120	73701	Lease Int	9,077.02	5,921.01	5,921.01	4,892.08	5,921.46	3,132.95	-47.1%
TOTAL Street Maintenance			3,659,626.13	3,870,019.86	3,872,938.36	2,654,142.59	3,363,606.13	4,428,724.85	14.4%
TOTAL REVENUE			-650,632.24	-511,000.00	-511,000.00	-532,479.85	-624,000.00	-624,000.00	22.1%
TOTAL EXPENSE			4,310,258.37	4,381,019.86	4,383,938.36	3,186,622.44	3,987,606.13	5,052,724.85	15.3%
GRAND TOTAL			3,659,626.13	3,870,019.86	3,872,938.36	2,654,142.59	3,363,606.13	4,428,724.85	14.4%

304



**CITY OF BLOOMINGTON, IL
 PROJECTION 20245 / BUDGET ENTRY FUTURE YRS REPORT**

ORG	OBJECT PROJ	DESC	2025	2026	2027	2028
10016120 Street Maintenance						
10016120 54010		St Maint	-105,000.00	-105,000.00	-105,000.00	-105,000.00
10016120 54020		Pvmt Repr	-500,000.00	-500,000.00	-500,000.00	-500,000.00
10016120 57420		PropDamCln	-18,000.00	-18,000.00	-18,000.00	-18,000.00
10016120 57990		Misc Rev	-1,000.00	-1,000.00	-1,000.00	-1,000.00
10016120 61100		Salary FT	1,661,294.21	1,711,133.04	1,762,467.03	1,815,341.04
10016120 61130		Salary SN	130,521.60	134,437.25	138,470.37	142,624.48
10016120 61150		Salary OT	185,400.00	190,962.00	196,690.86	202,591.59
10016120 62100		Dental Enh	7,015.33	7,225.79	7,442.56	7,665.84
10016120 62109		ENH HMO	26,214.53	27,000.97	27,810.99	28,645.32
10016120 62110		Group Life	1,360.00	1,360.00	1,360.00	1,360.00
10016120 62111		Enh Vision	1,801.00	1,801.00	1,801.00	1,801.00
10016120 62113		BCBS 60/12	170,406.29	175,518.48	180,784.03	186,207.55
10016120 62114		BCBS HSA	12,151.94	12,516.50	12,891.99	13,278.75
10016120 62115		RHS Contrb	12,000.00	12,000.00	12,000.00	12,000.00
10016120 62116		HSA City	3,100.00	3,100.00	3,100.00	3,100.00
10016120 62120		IMRF	133,854.68	137,854.32	142,006.43	146,266.62
10016120 62130		FICA	114,184.77	117,610.31	121,138.62	124,772.78
10016120 62140		Medicare	26,712.02	27,513.38	28,338.78	29,188.95
10016120 62170		UniformAll	15,300.00	15,300.00	15,300.00	15,300.00
10016120 62200		Hlth Fac	150.00	150.00	150.00	150.00
10016120 62990		Othr Ben	8,300.00	8,300.00	8,300.00	8,300.00
10016120 70420		Rentals	5,000.00	5,000.00	5,000.00	5,000.00
10016120 70510		RepMaint B	20,000.00	20,000.00	20,000.00	20,000.00
10016120 70520		RepMaint V	87,550.00	90,176.50	92,881.80	95,668.25
10016120 70632		Pro Develp	1,000.00	1,000.00	1,000.00	1,000.00
10016120 70641		Temp Sv	50,000.00	50,000.00	50,000.00	50,000.00
10016120 70650		Lndfl Fees	84,872.00	87,418.16	90,040.70	92,741.93
10016120 70690		Purch Serv	15,862.00	16,337.86	16,828.00	17,332.84
10016120 70702		WC Prem	12,585.06	12,962.61	13,351.49	13,752.04
10016120 70703		Liab Prem	20,722.27	21,343.94	21,984.25	22,643.78
10016120 70704		Prop In Pr	14,673.28	15,113.47	15,566.88	16,033.88
10016120 70712		WC Claim	150,967.64	155,496.67	160,161.57	164,966.42
10016120 70713		Liab Claim	10,235.09	10,542.15	10,858.41	11,184.16
10016120 70714		Prop Claim	10,235.09	10,542.15	10,858.41	11,184.16
10016120 70720		Ins Admin	12,331.79	12,701.74	13,082.79	13,475.28
10016120 71035		SafeEquip	9,200.00	9,326.00	9,455.78	9,589.45
10016120 71070		Fuel	118,450.00	122,003.50	125,663.61	129,433.51
10016120 71081		Concrete	257,500.00	265,225.00	273,181.75	281,377.20
10016120 71082		Asphalt	180,250.00	185,657.50	191,227.23	196,964.04
10016120 71083		UPM Cold M	46,350.00	47,740.50	49,172.72	50,647.90
10016120 71084		Agg RkSnd	51,500.00	53,045.00	54,636.35	56,275.44
10016120 71091		Sign Matr1	41,200.00	42,436.00	43,709.08	45,020.35
10016120 71093		StName Sgn	15,450.00	15,913.50	16,390.91	16,882.63
10016120 71094		Tctl Sign	42,436.00	43,709.08	45,020.35	46,370.96
10016120 71095		Tfc Paint	9,785.00	10,078.55	10,380.91	10,692.33
10016120 71096		Tfc Lpaint	97,850.00	100,785.50	103,809.07	106,923.34
10016120 71099		Tfc Baricd	25,750.00	26,522.50	27,318.18	28,137.72
10016120 71190		Other Supp	61,800.00	63,654.00	65,563.62	67,530.53
10016120 71330		Water	216.30	222.79	229.47	236.36

305





CITY OF BLOOMINGTON, IL
PROJECTION 20245 / BUDGET ENTRY FUTURE YRS REPORT

ORG	OBJECT PROJ	DESC	2025	2026	2027	2028
10016120 71340		Telecom	1,133.00	1,166.99	1,202.00	1,238.06
10016120 72130		CO Lcn Veh	262,984.00	527,520.00	249,400.00	.00
10016120 72140		CO Other	317,911.00	24,640.00	67,860.00	78,360.00
10016120 73401		Lease Prin	117,024.13	47,443.80	.00	.00
10016120 73701		Lease Int	1,183.86	134.52	.00	.00
	TOTAL	Street Maintenance	4,039,773.88	4,055,659.02	3,891,887.99	3,775,256.48
	TOTAL	REVENUE	-624,000.00	-624,000.00	-624,000.00	-624,000.00
	TOTAL	EXPENSE	4,663,773.88	4,679,659.02	4,515,887.99	4,399,256.48
	GRAND	TOTAL	4,039,773.88	4,055,659.02	3,891,887.99	3,775,256.48





CITY OF BLOOMINGTON, IL
 NEXT YEAR / CURRENT YEAR BUDGET ANALYSIS

PROJECTION: 20244 FY 2024 BUDGET MASTER LEVEL 4

ACCOUNTS FOR:

Snow & Ice Removal			2022 ACTUAL	2023 ORIG BUD	2023 REVISED BUD	2023 ACTUAL	2023 PROJECTION	2024 ADOPTED	PCT CHANGE
10016124	57420	PropDamClm	-549.20	.00	.00	.00	.00	.00	.0%
10016124	57990	Misc Rev	-5,639.69	-5,000.00	-5,000.00	.00	-5,000.00	-5,000.00	.0%
10016124	61100	Salary FT	97,322.60	50,000.00	50,000.00	29,975.49	100,000.00	100,000.00	100.0%
10016124	61130	Salary SN	1,138.00	2,444.00	2,444.00	656.00	1,500.00	2,160.00	-11.6%
10016124	61150	Salary OT	203,123.39	200,000.00	200,000.00	40,670.72	200,000.00	200,000.00	.0%
10016124	62100	Dental Enh	1,038.37	.00	.00	192.91	1,200.00	1,200.00	.0%
10016124	62109	ENH HMO	1,680.69	.00	.00	298.08	1,800.00	1,800.00	.0%
10016124	62110	Group Life	178.31	.00	.00	2.83	200.00	200.00	.0%
10016124	62111	Enh Vision	265.68	.00	.00	49.52	300.00	300.00	.0%
10016124	62113	BCBS 60/12	32,814.05	.00	.00	5,334.11	35,000.00	35,000.00	.0%
10016124	62114	BCBS HSA	1,933.10	.00	.00	435.39	2,000.00	2,000.00	.0%
10016124	62116	HSA City	519.71	.00	.00	.00	600.00	600.00	.0%
10016124	62120	IMRF	28,990.33	19,455.00	19,455.00	5,734.44	30,000.00	25,000.00	28.5%
10016124	62130	FICA	17,976.27	12,602.00	12,602.00	4,285.95	18,000.00	18,000.00	42.8%
10016124	62140	Medicare	4,204.24	2,947.00	2,947.00	1,002.36	4,500.00	4,500.00	52.7%
10016124	62990	Othr Ben	2,340.00	800.00	800.00	340.00	2,500.00	2,500.00	212.5%
10016124	70510	RepMaint B	30,352.22	20,000.00	20,000.00	12,915.51	20,000.00	20,000.00	.0%
10016124	70510	57200 RepMaint B	618.14	.00	.00	.00	.00	.00	.0%
10016124	70520	RepMaint V	53,706.91	55,000.00	55,000.00	48,808.85	75,000.00	55,000.00	.0%
10016124	70590	Oth Repair	.00	10,000.00	10,000.00	.00	10,000.00	10,000.00	.0%
10016124	70690	Purch Serv	1,677.27	3,000.00	3,000.00	1,804.00	3,000.00	3,000.00	.0%
10016124	70702	WC Prem	1,340.12	1,188.38	1,188.38	1,188.38	1,188.38	1,674.99	40.9%
10016124	70703	Liab Prem	1,743.81	1,575.24	1,575.24	1,575.24	1,575.24	2,758.01	75.1%
10016124	70704	Prop Prem	1,141.46	1,288.99	1,288.99	1,288.99	1,288.99	1,952.92	51.5%
10016124	70712	WC Claim	8,762.49	7,372.81	7,372.81	7,372.81	7,372.81	9,475.99	28.5%
10016124	70713	Liab Claim	811.34	491.52	491.52	491.52	491.52	642.44	30.7%
10016124	70714	Prop Claim	811.34	552.96	552.96	552.96	552.96	642.44	16.2%
10016124	70720	Ins Admin	1,662.13	1,257.05	1,257.05	1,257.05	1,257.05	1,641.29	30.6%
10016124	71035	SafeEquip	3,188.45	2,575.00	2,575.00	2,304.82	3,500.00	8,500.00	230.1%
10016124	71070	Fuel	41,257.49	30,000.00	30,000.00	99.86	40,000.00	58,950.00	96.5%
10016124	71085	Rock Salt	342,550.00	500,000.00	500,000.00	489,104.00	500,000.00	725,000.00	45.0%
10016124	71086	Saltbrine	.00	10,000.00	10,000.00	.00	10,000.00	10,000.00	.0%
10016124	71190	Other Supp	16,268.01	18,000.00	18,000.00	7,439.03	15,000.00	15,000.00	-16.7%
10016124	71340	Telecom	573.38	750.00	750.00	355.80	750.00	750.00	.0%
10016124	72130	CO Lcn Veh	.00	.00	.00	.00	.00	229,840.00	.0%
10016124	72140	CO Other	.00	24,102.00	24,102.00	.00	.00	82,160.00	240.9%
10016124	73401	Lease Prin	35,808.08	36,113.63	36,113.63	27,058.57	36,113.63	36,421.79	.9%
10016124	73701	Lease Int	1,277.22	971.67	971.67	755.40	971.67	663.50	-31.7%
TOTAL Snow & Ice Removal			930,885.71	1,007,487.25	1,007,487.25	693,350.59	1,120,662.25	1,662,333.37	65.0%
TOTAL REVENUE			-6,188.89	-5,000.00	-5,000.00	.00	-5,000.00	-5,000.00	.0%
TOTAL EXPENSE			937,074.60	1,012,487.25	1,012,487.25	693,350.59	1,125,662.25	1,667,333.37	64.7%
GRAND TOTAL			930,885.71	1,007,487.25	1,007,487.25	693,350.59	1,120,662.25	1,662,333.37	65.0%

307



CITY OF BLOOMINGTON, IL
 PROJECTION 20245 / BUDGET ENTRY FUTURE YRS REPORT

ORG	OBJECT PROJ	DESC	2025	2026	2027	2028
10016124	Snow & Ice Removal					
10016124 57990	Misc Rev		-5,000.00	-5,000.00	-5,000.00	-5,000.00
10016124 61100	Salary FT		103,000.00	106,090.00	109,272.70	112,550.88
10016124 61130	Salary SN		2,224.80	2,291.54	2,360.29	2,431.10
10016124 61150	Salary OT		206,000.00	212,180.00	218,545.40	225,101.76
10016124 62100	Dental Enh		1,236.00	1,273.08	1,311.27	1,350.61
10016124 62109	ENH HMO		1,854.00	1,909.62	1,966.91	2,025.92
10016124 62110	Group Life		200.00	200.00	200.00	200.00
10016124 62111	Enh Vision		300.00	300.00	300.00	300.00
10016124 62113	BCBS 60/12		36,050.00	37,131.50	38,245.45	39,392.81
10016124 62114	BCBS HSA		2,060.00	2,121.80	2,185.45	2,251.02
10016124 62116	HSA City		600.00	600.00	600.00	600.00
10016124 62120	IMRF		25,750.00	26,522.50	27,318.18	28,137.72
10016124 62130	FICA		18,540.00	19,096.20	19,669.09	20,259.16
10016124 62140	Medicare		4,635.00	4,774.05	4,917.27	5,064.79
10016124 62990	Oth Ben		2,500.00	2,500.00	2,500.00	2,500.00
10016124 70510	RepMaint B		20,000.00	20,000.00	20,000.00	20,000.00
10016124 70520	RepMaint V		56,650.00	58,349.50	60,099.99	61,902.98
10016124 70590	Oth Repair		10,000.00	10,000.00	10,000.00	10,000.00
10016124 70690	Purch Serv		3,000.00	3,000.00	3,000.00	3,000.00
10016124 70702	WC Prem		1,725.24	1,777.00	1,830.31	1,885.22
10016124 70703	Liab Prem		2,840.75	2,925.97	3,013.75	3,104.16
10016124 70704	Prop Prem		2,011.51	2,071.86	2,134.01	2,198.03
10016124 70712	WC Claim		9,760.27	10,053.08	10,354.67	10,665.31
10016124 70713	Liab Claim		661.71	681.56	702.01	723.07
10016124 70714	Prop Claim		661.71	681.56	702.01	723.07
10016124 70720	Ins Admin		1,690.52	1,741.24	1,793.48	1,847.28
10016124 71035	SafeEquip		8,605.00	8,713.15	8,824.54	8,939.28
10016124 71070	Fuel		60,718.50	62,540.06	64,416.26	66,348.74
10016124 71085	Rock Salt		746,750.00	769,152.50	792,227.08	815,993.89
10016124 71086	Saltbrine		10,300.00	10,609.00	10,927.27	11,255.09
10016124 71190	Other Supp		15,450.00	15,913.50	16,390.91	16,882.63
10016124 71340	Telecom		772.50	795.68	819.55	844.13
10016124 72130	CO Lcn Veh		477,360.00	.00	.00	.00
10016124 72140	CO Other		34,560.00	.00	.00	150,000.00
10016124 73401	Lease Prin		36,732.58	21,571.92	.00	.00
10016124 73701	Lease Int		352.72	61.15	.00	.00
	TOTAL Snow & Ice Removal		1,900,552.81	1,412,629.02	1,431,627.85	1,623,478.65
	TOTAL REVENUE		-5,000.00	-5,000.00	-5,000.00	-5,000.00
	TOTAL EXPENSE		1,905,552.81	1,417,629.02	1,436,627.85	1,628,478.65
	GRAND TOTAL		1,900,552.81	1,412,629.02	1,431,627.85	1,623,478.65

308





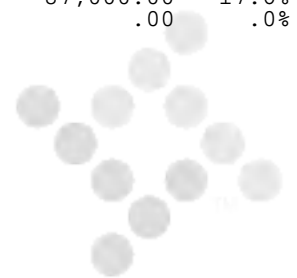
CITY OF BLOOMINGTON, IL
 NEXT YEAR / CURRENT YEAR BUDGET ANALYSIS

PROJECTION: 20244 FY 2024 BUDGET MASTER LEVEL 4

ACCOUNTS FOR:

Engineering Administration	2022 ACTUAL	2023 ORIG BUD	2023 REVISED BUD	2023 ACTUAL	2023 PROJECTION	2024 ADOPTED	PCT CHANGE		
10016210 52090		CurbEx Pmt	-26,720.00	-12,500.00	-12,500.00	-12,606.38	-20,300.00	-15,300.00	22.4%
10016210 52990		Other Pmt	-20,352.50	-17,000.00	-17,000.00	-16,565.00	-14,600.00	-19,000.00	11.8%
10016210 53120		St Grants	.00	.00	.00	.00	.00	.00	.0%
10016210 54010		St Maint	.00	.00	.00	.00	.00	.00	.0%
10016210 54020		Pvmt Repr	.00	.00	.00	.00	.00	.00	.0%
10016210 54030		TfCt Maint	-118,164.81	-180,000.00	-180,000.00	-81,775.38	-120,000.00	-120,000.00	-33.3%
10016210 54420		Cnslt Chrg	.00	.00	.00	.00	.00	.00	.0%
10016210 54470		Insp Fee	-91,256.93	-60,000.00	-60,000.00	-83,665.71	-100,000.00	-60,000.00	.0%
10016210 55990		Othr Pnlty	.00	.00	.00	.00	.00	.00	.0%
10016210 57114		Equip Sale	-6,626.22	.00	.00	.00	.00	.00	.0%
10016210 57320		POwn Contr	.00	.00	.00	.00	.00	.00	.0%
10016210 57420		PropDamClm	.00	-20,000.00	-20,000.00	.00	.00	.00	-100.0%
10016210 57985		Cash StOvr	.00	.00	.00	.00	.00	.00	.0%
10016210 57990		Misc Rev	-13,065.25	.00	.00	.00	.00	.00	.0%
10016210 61100		Salary FT	626,765.38	682,434.00	682,434.00	512,032.56	666,206.52	902,315.00	32.2%
10016210 61130		Salary SN	25,044.03	105,530.00	105,530.00	48,838.00	67,075.74	119,370.00	13.1%
10016210 61150		Salary OT	12,636.06	20,000.00	20,000.00	11,346.22	16,588.27	25,000.00	25.0%
10016210 61190		Othr Salry	5,680.75	.00	.00	.00	.00	.00	.0%
10016210 62100		Dental Enh	2,592.26	2,214.00	2,214.00	2,139.56	2,946.00	4,085.00	84.5%
10016210 62101		Dental Ins	.00	.00	.00	.00	.00	.00	.0%
10016210 62102		Vision Ins	.00	.00	.00	.00	.00	.00	.0%
10016210 62104		BCBS 400	.00	.00	.00	.00	.00	.00	.0%
10016210 62106		HAMP-HMO	.00	.00	.00	.00	.00	.00	.0%
10016210 62108		ENHBCBSPP0	.00	.00	.00	.00	.00	.00	.0%
10016210 62109		ENH HMO	20,568.60	18,154.00	18,154.00	16,261.47	23,651.43	23,868.00	31.5%
10016210 62110		Group Life	548.10	612.00	612.00	413.87	582.40	748.00	22.2%
10016210 62111		Enh Vision	587.98	462.00	462.00	525.33	760.35	990.00	114.3%
10016210 62113		BCBS 60/12	25,734.26	21,189.00	21,189.00	16,225.20	20,609.48	62,324.00	194.1%
10016210 62114		BCBS HSA	61,200.58	66,905.00	66,905.00	47,330.17	73,017.12	58,404.00	-12.7%
10016210 62115		RHS Contrb	2,483.64	2,500.00	2,500.00	1,909.35	2,545.80	2,750.00	10.0%
10016210 62116		HSA City	8,766.67	10,200.00	10,200.00	.00	6,900.00	6,900.00	-32.4%
10016210 62120		IMRF	73,343.67	75,528.00	75,528.00	47,859.97	59,680.57	67,745.00	-10.3%
10016210 62130		FICA	38,017.50	48,621.00	48,621.00	33,231.12	45,798.75	61,279.00	26.0%
10016210 62140		Medicare	8,914.65	11,377.00	11,377.00	7,771.77	11,001.28	14,338.00	26.0%
10016210 62150		UnEmpl Ins	.00	.00	.00	.00	.00	.00	.0%
10016210 62160		Work Comp	.00	.00	.00	.00	.00	.00	.0%
10016210 62190		Uniforms	.00	.00	.00	.00	.00	.00	.0%
10016210 62191		Prot Wear	700.00	600.00	600.00	700.00	700.00	700.00	16.7%
10016210 62200		Hlth Fac	.00	.00	.00	.00	.00	.00	.0%
10016210 62330		LIUNA Pen	831.81	936.00	936.00	720.00	936.00	936.00	.0%
10016210 62990		Othr Ben	5,088.56	6,420.00	6,420.00	6,704.47	8,778.83	8,820.00	37.4%
10016210 70050		Eng Sv	51,637.75	74,000.00	74,000.00	38,000.00	74,000.00	87,000.00	17.6%
10016210 70095		CC Fees	.00	.00	.00	.00	.00	.00	.0%

309





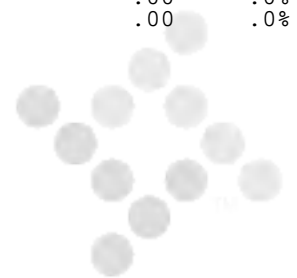
CITY OF BLOOMINGTON, IL
 NEXT YEAR / CURRENT YEAR BUDGET ANALYSIS

PROJECTION: 20244 FY 2024 BUDGET MASTER LEVEL 4

ACCOUNTS FOR:

Engineering Administration	2022 ACTUAL	2023 ORIG BUD	2023 REVISED BUD	2023 ACTUAL	2023 PROJECTION	2024 ADOPTED	PCT CHANGE	
10016210 70220	Oth PT Sv	55,744.75	90,000.00	90,000.00	72,891.77	96,850.00	140,000.00	55.6%
10016210 70430	MFD Lease	2,022.25	2,300.00	2,300.00	1,546.16	2,400.00	2,400.00	4.3%
10016210 70510	RepMaint B	-62.94	.00	.00	.00	.00	.00	.0%
10016210 70520	RepMaint V	4,631.15	4,000.00	4,000.00	8,884.35	3,000.00	4,000.00	.0%
10016210 70530	RepMaint O	.00	1,000.00	1,000.00	.00	1,000.00	1,000.00	.0%
10016210 70540	RepMt Othr	1,455.10	2,000.00	2,000.00	837.59	2,000.00	2,100.00	5.0%
10016210 70550	RepMaint I	.00	.00	.00	.00	.00	75,000.00	.0%
10016210 70590	Oth Repair	.00	.00	.00	.00	.00	.00	.0%
10016210 70611	PrintBind	277.30	500.00	500.00	1,531.60	2,000.00	500.00	.0%
10016210 70630	Travel	.00	.00	.00	.00	.00	.00	.0%
10016210 70631	Dues	349.35	2,000.00	2,000.00	288.00	2,000.00	2,100.00	5.0%
10016210 70632	Pro Develop	9,401.54	21,000.00	21,000.00	8,156.89	15,000.00	21,000.00	.0%
10016210 70641	Temp Sv	81,936.20	95,000.00	95,000.00	62,693.02	93,200.00	96,000.00	1.1%
10016210 70642	Recdg Fee	527.00	500.00	500.00	.00	500.00	500.00	.0%
10016210 70649	Car Wash	248.00	500.00	500.00	108.00	250.00	250.00	-50.0%
10016210 70662	Ctr TS Wrk	219,250.00	150,000.00	150,000.00	147,500.00	150,000.00	164,000.00	9.3%
10016210 70690	Purch Serv	9,661.49	20,000.00	20,000.00	12,099.28	20,000.00	20,000.00	.0%
10016210 70702	WC Prem	4,406.64	4,893.12	4,893.12	4,893.12	4,893.12	6,769.29	38.3%
10016210 70703	Liab Prem	5,734.10	6,485.99	6,485.99	6,485.99	6,485.99	11,146.15	71.8%
10016210 70704	Prop In Pr	3,753.41	5,307.37	5,307.37	5,307.37	5,307.37	7,892.50	48.7%
10016210 70711	WC Prem Pr	.00	.00	.00	.00	30,374.31	.00	.0%
10016210 70712	WC Claim	28,886.91	30,374.31	30,374.31	30,374.31	2,024.95	38,377.38	26.3%
10016210 70713	Liab Claim	2,674.71	2,024.95	2,024.95	2,024.95	2,278.07	2,601.86	28.5%
10016210 70714	Prop Claim	2,674.71	2,278.07	2,278.07	2,278.07	.00	2,601.86	14.2%
10016210 70715	Veh Claim	.00	.00	.00	.00	.00	.00	.0%
10016210 70716	StpLss Ins	.00	.00	.00	.00	.00	.00	.0%
10016210 70720	Ins Admin	5,465.48	5,175.83	5,175.83	5,175.83	5,175.83	6,633.06	28.2%
10016210 70725	LssCtl Sv	.00	.00	.00	.00	.00	.00	.0%
10016210 71010	Off Supp	18,070.62	21,500.00	21,500.00	18,040.08	21,500.00	22,200.00	3.3%
10016210 71010	70000 Off Supp	.00	.00	.00	.00	.00	.00	.0%
10016210 71017	Postage	538.58	.00	.00	7.98	7.98	.00	.0%
10016210 71024	Janit Supp	.00	.00	.00	.00	250.00	250.00	.0%
10016210 71030	UniformSup	.00	100.00	100.00	.00	100.00	100.00	.0%
10016210 71035	SafeEquip	984.98	1,000.00	1,000.00	643.39	1,000.00	5,000.00	400.0%
10016210 71070	Fuel	6,731.58	7,592.00	7,592.00	5,945.07	9,300.00	11,004.00	44.9%
10016210 71078	Elect Supp	182,444.10	230,000.00	230,000.00	159,761.68	230,000.00	195,000.00	-15.2%
10016210 71080	Maint Supp	4,222.12	.00	.00	358.78	316.88	.00	.0%
10016210 71190	Other Supp	2,094.42	5,000.00	5,000.00	3,358.19	5,000.00	5,000.00	.0%
10016210 71320	Electricity	454,184.49	500,000.00	500,000.00	309,600.53	500,000.00	500,000.00	.0%
10016210 71340	Telecom	25,972.61	24,000.00	24,000.00	22,314.29	27,800.00	26,900.00	12.1%
10016210 71420	Periodicls	.00	650.00	650.00	319.40	650.00	650.00	.0%
10016210 71710	Veh Equip	78.22	.00	.00	1,273.37	1,158.30	.00	.0%
10016210 72130	CO Lcn Veh	30,600.62	.00	.00	.00	.00	.00	.0%
10016210 72140	CO Other	8,755.07	.00	.00	.00	.00	.00	.0%

310





CITY OF BLOOMINGTON, IL
 NEXT YEAR / CURRENT YEAR BUDGET ANALYSIS

PROJECTION: 20244 FY 2024 BUDGET MASTER LEVEL 4

ACCOUNTS FOR:

Engineering Administration	2022 ACTUAL	2023 ORIG BUD	2023 REVISED BUD	2023 ACTUAL	2023 PROJECTION	2024 ADOPTED	PCT CHANGE
10016210 73401 Lease Prin	19,667.03	17,885.43	17,885.43	13,796.66	17,901.48	9,697.88	-45.8%
10016210 73701 Lease Int	1,451.05	737.76	737.76	615.66	737.85	127.46	-82.7%
10016210 79010 Prop Tx	952.46	1,000.00	1,000.00	1,019.34	1,019.34	1,000.00	.0%
10016210 79150 Bad Debt	21,946.63	.00	.00	70.21	70.21	.00	.0%
10016210 79990 Othr Exp	12.00	100.00	100.00	4.00	100.00	100.00	.0%
10016210 79997 PCHOLDING	.00	.00	.00	.00	.00	.00	.0%
TOTAL Engineering Administra	1,912,700.27	2,113,086.83	2,113,086.83	1,507,601.52	2,088,530.22	2,615,173.44	23.8%
TOTAL REVENUE	-276,185.71	-289,500.00	-289,500.00	-194,612.47	-254,900.00	-214,300.00	-26.0%
TOTAL EXPENSE	2,188,885.98	2,402,586.83	2,402,586.83	1,702,213.99	2,343,430.22	2,829,473.44	17.8%
GRAND TOTAL	1,912,700.27	2,113,086.83	2,113,086.83	1,507,601.52	2,088,530.22	2,615,173.44	23.8%



**CITY OF BLOOMINGTON, IL
 PROJECTION 20245 / BUDGET ENTRY FUTURE YRS REPORT**

ORG	OBJECT PROJ	DESC	2025	2026	2027	2028
10016210 Engineering Administration						
10016210 52090		CurbEx Pmt	-15,300.00	-15,300.00	-15,300.00	-15,300.00
10016210 52990		Other Pmt	-19,000.00	-19,000.00	-19,000.00	-19,000.00
10016210 54030		TfCt Maint	-120,000.00	-120,000.00	-120,000.00	-120,000.00
10016210 54470		Insp Fee	-33,200.00	-33,200.00	-33,200.00	-33,200.00
10016210 61100		Salary FT	929,384.45	957,265.98	985,983.96	1,015,563.48
10016210 61130		Salary SN	122,951.10	126,639.63	130,438.82	134,351.99
10016210 61150		Salary OT	25,750.00	26,522.50	27,318.18	28,137.72
10016210 62100		Dental Enh	4,207.55	4,333.78	4,463.79	4,597.70
10016210 62109		ENH HMO	24,584.04	25,321.56	26,081.21	26,863.64
10016210 62110		Group Life	748.00	748.00	748.00	748.00
10016210 62111		Enh Vision	990.00	990.00	990.00	990.00
10016210 62113		BCBS 60/12	64,193.72	66,119.53	68,103.12	70,146.21
10016210 62114		BCBS HSA	60,156.12	61,960.80	63,819.63	65,734.22
10016210 62115		RHS Contrb	2,750.00	2,750.00	2,750.00	2,750.00
10016210 62116		HSA City	6,900.00	6,900.00	6,900.00	6,900.00
10016210 62120		IMRF	69,777.35	71,870.67	74,026.79	76,247.59
10016210 62130		FICA	63,117.37	65,010.89	66,961.22	68,970.05
10016210 62140		Medicare	14,768.14	15,211.18	15,667.52	16,137.55
10016210 62191		Prot Wear	700.00	700.00	700.00	700.00
10016210 62330		LIUNA Pen	936.00	936.00	936.00	936.00
10016210 62990		Othr Ben	8,820.00	8,820.00	8,820.00	8,820.00
10016210 70050		Eng Sv	220,000.00	87,000.00	220,000.00	87,000.00
10016210 70220		Oth PT Sv	154,200.00	148,526.00	162,981.78	157,521.13
10016210 70430		MFD Lease	2,400.00	2,400.00	2,400.00	2,400.00
10016210 70520		RepMaint V	4,120.00	4,243.60	4,370.91	4,502.04
10016210 70530		RepMaint O	1,000.00	1,000.00	1,000.00	1,000.00
10016210 70540		RepMt Othr	2,163.00	2,227.89	2,294.73	2,363.57
10016210 70550		RepMaint I	75,000.00	75,000.00	75,000.00	75,000.00
10016210 70611		PrintBind	700.00	700.00	700.00	700.00
10016210 70631		Dues	2,163.00	2,227.89	2,294.73	2,363.57
10016210 70632		Pro Develop	21,630.00	22,278.90	22,947.27	23,635.69
10016210 70641		Temp Sv	98,880.00	42,000.00	42,000.00	42,000.00
10016210 70642		Recdg Fee	500.00	500.00	500.00	500.00
10016210 70649		Car Wash	250.00	250.00	250.00	250.00
10016210 70662		Ctr TS Wrk	168,920.00	173,987.60	179,207.23	184,583.45
10016210 70690		Purch Serv	20,600.00	21,218.00	21,854.54	22,510.18
10016210 70702		WC Prem	6,972.37	7,181.54	7,396.99	7,618.90
10016210 70703		Liab Prem	11,480.54	11,824.96	12,179.70	12,545.10
10016210 70704		Prop In Pr	8,129.28	8,373.16	8,624.35	8,883.08
10016210 70712		WC Claim	39,528.70	40,714.56	41,936.00	43,194.08
10016210 70713		Liab Claim	2,679.91	2,760.31	2,843.12	2,928.41
10016210 70714		Prop Claim	2,679.91	2,760.31	2,843.12	2,928.41
10016210 70720		Ins Admin	6,832.05	7,037.01	7,248.12	7,465.56
10016210 71010		Off Supp	22,866.00	23,551.98	24,258.54	24,986.30
10016210 71024		Janit Supp	250.00	250.00	250.00	250.00
10016210 71030		UniformSup	100.00	100.00	100.00	100.00
10016210 71035		SafeEquip	1,650.00	1,650.00	1,650.00	1,650.00
10016210 71070		Fuel	11,334.12	11,674.14	12,024.37	12,385.10
10016210 71078		Elect Supp	200,850.00	206,875.50	213,081.77	219,474.22




**CITY OF BLOOMINGTON, IL
 PROJECTION 20245 / BUDGET ENTRY FUTURE YRS REPORT**

ORG	OBJECT PROJ	DESC	2025	2026	2027	2028
10016210	71190	Other Supp	5,000.00	5,000.00	5,000.00	5,000.00
10016210	71320	Electricity	500,000.00	500,000.00	500,000.00	500,000.00
10016210	71340	Telecom	26,900.00	26,900.00	26,900.00	26,900.00
10016210	71420	Periodicls	650.00	650.00	650.00	650.00
10016210	72130	CO Lcn Veh	44,496.00	.00	52,896.00	54,720.00
10016210	73401	Lease Prin	.00	.00	.00	.00
10016210	73701	Lease Int	.00	.00	.00	.00
10016210	79010	Prop Tx	1,000.00	1,000.00	1,000.00	1,000.00
10016210	79990	Othr Exp	100.00	100.00	100.00	100.00
TOTAL Engineering Administration			2,879,258.72	2,696,563.87	2,955,991.51	2,880,202.94
TOTAL REVENUE			-187,500.00	-187,500.00	-187,500.00	-187,500.00
TOTAL EXPENSE			3,066,758.72	2,884,063.87	3,143,491.51	3,067,702.94
GRAND TOTAL			2,879,258.72	2,696,563.87	2,955,991.51	2,880,202.94



**CITY OF BLOOMINGTON, IL
 NEXT YEAR / CURRENT YEAR BUDGET ANALYSIS**
PROJECTION: 20244 FY 2024 BUDGET MASTER LEVEL 4
ACCOUNTS FOR:

Fleet Management			2022 ACTUAL	2023 ORIG BUD	2023 REVISED BUD	2023 ACTUAL	2023 PROJECTION	2024 ADOPTED	PCT CHANGE
10016310	54310	Fuel Other	-165,121.94	-195,000.00	-195,000.00	-147,867.94	-195,000.00	-225,664.00	15.7%
10016310	54320	Fleet Chrg	-2,495,684.25	-2,674,226.00	-2,674,226.00	-2,078,068.67	-2,720,274.00	-2,828,080.00	5.8%
10016310	57420	PropDamClm	-1,114.60	.00	.00	-443.30	-443.30	.00	.0%
10016310	57990	Misc Rev	-1,532.55	-1,500.00	-1,500.00	-1,817.05	-1,500.00	-1,642.00	9.5%
10016310	61100	Salary FT	592,033.39	661,874.00	661,874.00	541,610.88	704,201.83	735,995.00	11.2%
10016310	61130	Salary SN	287.71	30,000.00	30,000.00	4,966.50	5,000.00	61,224.00	104.1%
10016310	61150	Salary OT	41,028.97	24,000.00	24,000.00	25,537.58	40,000.00	24,000.00	.0%
10016310	61190	Other Sal	3,646.72	.00	.00	5,250.00	6,000.00	.00	.0%
10016310	62100	Dental Enh	3,493.49	3,887.00	3,887.00	2,708.28	3,631.74	3,699.00	-4.8%
10016310	62109	ENH HMO	20,968.58	18,154.00	18,154.00	12,927.81	17,289.64	17,448.00	-3.9%
10016310	62110	Group Life	565.34	612.00	612.00	453.35	604.80	612.00	.0%
10016310	62111	Enh Vision	976.26	1,123.00	1,123.00	770.16	1,021.57	1,011.00	-10.0%
10016310	62113	BCBS 60/12	74,487.54	104,583.00	104,583.00	54,389.06	71,925.97	70,149.00	-32.9%
10016310	62114	BCBS HSA	8,646.68	6,138.00	6,138.00	13,636.68	18,252.17	18,420.00	200.1%
10016310	62115	RHS Contrb	2,617.55	3,400.00	3,400.00	1,919.99	2,698.93	2,700.00	-20.6%
10016310	62116	HSA City	1,300.00	2,600.00	2,600.00	.00	3,100.00	3,100.00	19.2%
10016310	62120	IMRF	74,573.31	68,799.00	68,799.00	53,066.18	61,659.95	55,649.00	-19.1%
10016310	62130	FICA	37,469.37	41,916.00	41,916.00	33,766.91	41,373.15	49,118.00	17.2%
10016310	62140	Medicare	8,739.63	9,806.00	9,806.00	7,897.15	9,676.04	11,492.00	17.2%
10016310	62160	Work Comp	5,060.41	.00	.00	.00	.00	.00	.0%
10016310	62180	Tool Allow	5,500.00	5,500.00	5,500.00	7,700.00	7,700.00	7,700.00	40.0%
10016310	62191	Prot Wear	279.20	1,250.00	1,250.00	.00	625.00	2,450.00	96.0%
10016310	62990	Othr Ben	2,140.00	1,900.00	1,900.00	1,770.00	600.00	1,800.00	-5.3%
10016310	70430	MFD Lease	1,189.34	1,000.00	1,000.00	709.59	1,100.00	1,100.00	10.0%
10016310	70510	RepMaint B	8,999.45	3,500.00	3,500.00	5,763.41	6,000.00	4,000.00	14.3%
10016310	70520	RepMaint V	565,229.56	482,040.00	482,040.00	366,845.63	482,040.00	565,500.00	17.3%
10016310	70530	RepMaint O	1,418.98	1,560.00	1,560.00	2,589.75	2,600.00	2,700.00	73.1%
10016310	70540	RepMt Othr	2,298.29	3,100.00	3,100.00	3,498.94	5,000.00	10,000.00	222.6%
10016310	70620	Towing	6,005.00	3,500.00	3,500.00	7,476.00	7,000.00	3,500.00	.0%
10016310	70631	Dues	.00	.00	.00	.00	.00	100.00	.0%
10016310	70632	Pro Develp	1,870.88	1,000.00	1,000.00	1,739.32	2,000.00	1,950.00	95.0%
10016310	70649	Car Wash	35.00	.00	.00	16.00	16.00	16.00	.0%
10016310	70690	Purch Serv	24,613.06	20,000.00	20,000.00	16,959.39	20,000.00	22,500.00	12.5%
10016310	70690	57200 Purch Serv	3,056.78	.00	.00	.00	.00	.00	.0%
10016310	70702	WC Prem	4,296.70	4,848.09	4,848.09	4,848.09	4,848.09	5,346.15	10.3%
10016310	70703	Liab Prem	5,591.04	6,426.30	6,426.30	6,426.30	6,426.30	8,802.84	37.0%
10016310	70704	Prop In Pr	3,659.76	5,258.53	5,258.53	5,258.53	5,258.53	6,233.22	18.5%
10016310	70712	WC Claim	45,783.01	42,994.27	42,994.27	42,994.27	42,994.27	49,774.81	15.8%
10016310	70713	Liab Claim	4,239.17	2,866.28	2,866.28	2,866.28	2,866.28	3,374.56	17.7%
10016310	70714	Prop Claim	4,239.17	3,224.57	3,224.57	3,224.57	3,224.57	3,374.56	4.7%
10016310	70720	Ins Admin	5,329.13	5,128.20	5,128.20	5,128.20	5,128.20	5,238.56	2.2%
10016310	71017	Postage	15.99	.00	.00	71.38	100.00	.00	.0%
10016310	71024	Janit Supp	1,245.00	300.00	300.00	625.04	1,000.00	1,000.00	233.3%



**CITY OF BLOOMINGTON, IL
 NEXT YEAR / CURRENT YEAR BUDGET ANALYSIS**
PROJECTION: 20244 FY 2024 BUDGET MASTER LEVEL 4
ACCOUNTS FOR:

Fleet Management			2022 ACTUAL	2023 ORIG BUD	2023 REVISED BUD	2023 ACTUAL	2023 PROJECTION	2024 ADOPTED	PCT CHANGE
10016310	71035	SafeEquip	223.70	600.00	600.00	136.11	600.00	650.00	8.3%
10016310	71070	Fuel	1,362,689.64	1,405,036.00	1,528,018.78	1,531,100.98	1,740,000.00	1,775,310.00	16.2%
10016310	71075	Oil	87,029.75	86,442.00	86,442.00	43,275.52	86,442.00	91,682.00	6.1%
10016310	71080	Maint Supp	4,055.29	6,000.00	6,000.00	171.39	6,000.00	6,240.00	4.0%
10016310	71190	Other Supp	4,332.83	2,000.00	2,000.00	3,256.03	3,000.00	2,080.00	4.0%
10016310	71190	57200 Other Supp	1,393.66	.00	.00	.00	.00	.00	.0%
10016310	71340	Telecom	5,819.88	6,100.00	6,100.00	4,613.71	6,100.00	6,283.00	3.0%
10016310	71710	Veh Equip	521,976.07	674,544.00	674,544.00	477,984.28	674,544.00	694,780.00	3.0%
10016310	72130	CO Lcn Veh	.00	93,310.00	93,310.00	68,047.00	68,047.00	.00	-100.0%
10016310	72140	CO Other	8,957.45	12,750.00	12,750.00	.00	12,750.00	7,384.00	-42.1%
10016310	73401	Lease Prin	2,184.31	926.25	926.25	926.25	934.67	.00	-100.0%
10016310	73701	Lease Int	54.82	6.00	6.00	6.00	6.07	.00	-100.0%
10016310	79150	Bad Debt	16.93	.00	.00	1.05	1.05	.00	.0%
TOTAL Fleet Management			908,210.45	989,276.49	1,112,259.27	1,146,732.58	1,274,170.52	1,290,100.70	16.0%
TOTAL REVENUE			-2,663,453.34	-2,870,726.00	-2,870,726.00	-2,228,196.96	-2,917,217.30	-3,055,386.00	6.4%
TOTAL EXPENSE			3,571,663.79	3,860,002.49	3,982,985.27	3,374,929.54	4,191,387.82	4,345,486.70	9.1%
GRAND TOTAL			908,210.45	989,276.49	1,112,259.27	1,146,732.58	1,274,170.52	1,290,100.70	16.0%





CITY OF BLOOMINGTON, IL
 PROJECTION 20245 / BUDGET ENTRY FUTURE YRS REPORT

ORG	OBJECT PROJ	DESC	2025	2026	2027	2028
10016310 Fleet Management						
10016310 54310		Fuel Other	-232,433.92	-239,406.93	-246,589.14	-253,986.82
10016310 54320		Fleet Chrg	-2,912,922.40	-3,000,310.00	-3,090,319.30	-3,183,028.90
10016310 57990		Misc Rev	-1,691.26	-1,742.00	-1,794.26	-1,848.09
10016310 61100		Salary FT	758,074.85	780,817.10	804,241.61	828,368.86
10016310 61130		Salary SN	63,060.72	64,952.54	66,901.12	68,908.15
10016310 61150		Salary OT	24,720.00	25,461.60	26,225.45	27,012.21
10016310 62100		Dental Enh	3,809.97	3,924.27	4,042.00	4,163.26
10016310 62109		ENH HMO	17,971.44	18,510.58	19,065.90	19,637.88
10016310 62110		Group Life	612.00	612.00	612.00	612.00
10016310 62111		Enh Vision	1,011.00	1,011.00	1,011.00	1,011.00
10016310 62113		BCBS 60/12	72,253.47	74,421.07	76,653.71	78,953.32
10016310 62114		BCBS HSA	18,972.60	19,541.78	20,128.03	20,731.87
10016310 62115		RHS Contrb	2,700.00	2,700.00	2,700.00	2,700.00
10016310 62116		HSA City	3,100.00	3,100.00	3,100.00	3,100.00
10016310 62120		IMRF	57,318.47	59,038.02	60,809.16	62,633.44
10016310 62130		FICA	50,591.54	52,109.29	53,672.56	55,282.74
10016310 62140		Medicare	11,836.76	12,191.86	12,557.62	12,934.35
10016310 62180		Tool Allow	7,700.00	7,700.00	7,700.00	7,700.00
10016310 62191		Prot Wear	2,450.00	2,450.00	2,450.00	2,450.00
10016310 62990		Othr Ben	1,800.00	1,800.00	1,800.00	1,800.00
10016310 70430		MFD Lease	1,100.00	1,100.00	1,100.00	1,100.00
10016310 70510		RepMaint B	4,120.00	4,243.60	4,370.91	4,502.04
10016310 70520		RepMaint V	582,465.00	599,938.95	617,937.12	636,475.23
10016310 70530		RepMaint O	2,781.00	2,864.43	2,950.36	3,038.87
10016310 70540		RepMt Othr	3,500.00	3,605.00	3,713.15	3,824.54
10016310 70620		Towing	3,605.00	3,713.15	3,824.54	3,939.28
10016310 70631		Dues	103.00	106.09	109.27	112.55
10016310 70632		Pro Develop	2,008.50	2,068.76	2,130.82	2,194.74
10016310 70649		Car Wash	16.48	16.97	17.48	18.01
10016310 70690		Purch Serv	23,175.00	23,870.25	24,586.36	25,323.95
10016310 70702		WC Prem	5,506.53	5,671.73	5,841.88	6,017.14
10016310 70703		Liab Prem	9,066.93	9,338.94	9,619.10	9,907.68
10016310 70704		Prop In Pr	6,420.22	6,612.83	6,811.21	7,015.55
10016310 70712		WC Claim	51,268.05	52,806.09	54,390.28	56,021.98
10016310 70713		Liab Claim	3,475.80	3,580.07	3,687.48	3,798.10
10016310 70714		Prop Claim	3,475.80	3,580.07	3,687.48	3,798.10
10016310 70720		Ins Admin	5,395.71	5,557.59	5,724.31	5,896.04
10016310 71024		Janit Supp	1,000.00	1,000.00	1,000.00	1,000.00
10016310 71035		SafeEquip	669.50	689.59	710.27	731.58
10016310 71070		Fuel	1,828,569.30	1,883,426.38	1,939,929.17	1,998,127.05
10016310 71075		Oil	94,432.46	97,265.43	100,183.40	103,188.90
10016310 71080		Maint Supp	6,427.20	6,620.02	6,818.62	7,023.17
10016310 71190		Other Supp	2,142.40	2,206.67	2,272.87	2,341.06
10016310 71340		Telecom	6,471.49	6,665.63	6,865.60	7,071.57
10016310 71710		Veh Equip	715,623.40	737,092.10	759,204.87	781,981.01
10016310 72130		CO Lcn Veh	49,248.00	.00	.00	.00
10016310 72140		CO Other	96,876.00	.00	.00	.00





CITY OF BLOOMINGTON, IL
PROJECTION 20245 / BUDGET ENTRY FUTURE YRS REPORT

ORG	OBJECT PROJ	DESC	2025	2026	2027	2028
	TOTAL	Fleet Management	1,459,878.01	1,352,522.52	1,392,454.01	1,433,583.41
	TOTAL	REVENUE	-3,147,047.58	-3,241,458.93	-3,338,702.70	-3,438,863.81
	TOTAL	EXPENSE	4,606,925.59	4,593,981.45	4,731,156.71	4,872,447.22
	GRAND	TOTAL	1,459,878.01	1,352,522.52	1,392,454.01	1,433,583.41



This page intentionally left blank



MCLEAN COUNTY HEALTH

10019140

Purpose

The City established the McLean County Mental Health division to account for the contribution provided to the County related to mental health. A joint initiative between the City of Bloomington, the Town of Normal and Mclean County whose purpose is to fund mental health services as identified in the McLean County Mental Health Action Plan of 2015.

Background

On September 21, 2015, the City Council took the Mclean County Mental Health Action Plan into consideration while discussing raising the Home Rule Sales Tax. City Council approved the amendment to Chapter 39 – Taxation, Section 130 of the municipal code that increased Home Rule Sales Tax by 1% with 10% of net proceeds or approximately one quarter of a percent earmarked for this initiative. At the time of inception, the increase was estimated at \$2.4M, which will be transferred to McLean County each year for the next twenty years. The Town of Normal also increased their Home Rule Sales Tax 1% and designated 10% of the net proceeds to this joint initiative and is estimated at \$1.675M annually.

FY 2024 Budget & Program Highlights

The City of Bloomington amount proposed for the McLean County Mental Health division in FY 2024 is \$2.85 million based on the overall Home Rule Sales Tax revenue proposed at \$28.5 million.

What We Accomplished in FY 2023

The City is projected to provide \$2.94 million dollars to the McLean County Mental Health division in FY 2023.



CITY OF BLOOMINGTON, IL
 NEXT YEAR / CURRENT YEAR BUDGET ANALYSIS

PROJECTION: 20244 FY 2024 BUDGET MASTER LEVEL 4

ACCOUNTS FOR:

McLean County Mental Health	2022 ACTUAL	2023 ORIG BUD	2023 REVISED BUD	2023 ACTUAL	2023 PROJECTION	2024 ADOPTED	PCT CHANGE
10019140 75021 ToMentlHth	2,768,681.71	2,781,029.85	2,781,029.85	2,009,932.90	2,941,355.94	2,850,000.00	2.5%
TOTAL McLean County Mental H	2,768,681.71	2,781,029.85	2,781,029.85	2,009,932.90	2,941,355.94	2,850,000.00	2.5%
TOTAL REVENUE	.00	.00	.00	.00	.00	.00	.0%
TOTAL EXPENSE	2,768,681.71	2,781,029.85	2,781,029.85	2,009,932.90	2,941,355.94	2,850,000.00	2.5%
GRAND TOTAL	2,768,681.71	2,781,029.85	2,781,029.85	2,009,932.90	2,941,355.94	2,850,000.00	2.5%





CITY OF BLOOMINGTON, IL
PROJECTION 20245 / BUDGET ENTRY FUTURE YRS REPORT

ORG	OBJECT PROJ	DESC	2025	2026	2027	2028
10019140	McLean County	Mental Health				
<u>10019140</u>	<u>75021</u>	ToMentlHth	2,878,500.00	2,907,285.00	2,936,357.85	2,965,721.43
	TOTAL McLean County	Mental Hlth	2,878,500.00	2,907,285.00	2,936,357.85	2,965,721.43
	TOTAL REVENUE		.00	.00	.00	.00
	TOTAL EXPENSE		2,878,500.00	2,907,285.00	2,936,357.85	2,965,721.43
	GRAND TOTAL		2,878,500.00	2,907,285.00	2,936,357.85	2,965,721.43



SISTER CITY COMMITTEE

10019160



Purpose

The purpose of the Bloomington-Normal Sister City Committee, also known as Sister Cities Committee, is to further international relations and good will between the Bloomington-Normal Community and Asahikawa, Japan through student exchange programs, community involvement in both cities to foster international cultural awareness and sharing of daily life experiences that are similar and different across cultures.

The Sister Cities relationship with Asahikawa began in 1962 and is one of the longest running in the country. It is a joint effort between the City of Bloomington and the Town of Normal. Asahikawa is on the northern island of Hokkaido, Japan.

Authorization

This relationship is pursuant of the People-to-People program instituted by the United States State Department (original ordinance 1982-91). Our committee is also a member of Sister Cities International.

What is the Sister City Committee?

- The Sister City Committee is responsible for preparing an annual budget for its operations
- The Committee consists of a maximum of twenty (20) members, ten (10) approved by the Mayor and Council of each community.
- The Committee meets on the first Monday of each month at the Central Illinois Regional Airport, except during Monday holidays.
- The Committee is broken down into sub-committees that focus on educational exchange and community relations activities.

FY 2024 Budget & Program Highlights

- The City's General Fund will transfer \$12,101 to support the operations of the Sister City Committee in FY 2022.
- The Town of Normal will transfer \$12,100 to support the operations of the Sister City Committee in FY 2022.
- Private donations and corporate support provide additional funding for the community activities.

Funding Source

The City of Bloomington and Town of Normal provide funds for this organization in addition to private donations.

What We Accomplished in FY 2023

- Due to COVID-19 pandemic, student exchange programs were postponed this year
- To continue fostering an exchange spirit during pandemic restrictions, the executive committees from Bloomington-Normal and Asahikawa held online meetings to plan virtual events with students and

families interested in learning about their sister city in the exchange country, as well as discuss planning for the continuation of the exchange programs.

- The Committee is planning to increase marketing for the Committee's activities through a redesign of its website, advertisement within community schools about the exchange programs, and other forms of outreach to the community.
- The Committee continues to maintain the Japanese Garden in Normal.

Upcoming Changes

- Virtual events with the Asahikawa Committee will continue for the coming year.
- Continued emphasis on more aggressively promoting the Jr. High To and High School To programs along with increasing the age span of qualified candidates will continue for the next trip (which will restart in 2023-2024). This strategy has been successful in bringing us a larger number of qualified candidates in the past.
- We will search for someone to redesign the website.
- Recruitment of new members to the Committee continues, with a focus on attracting members with a passion for international exchange programs.
- Planning for the 60th Anniversary Event, which will be held in FY24 (postponed from FY23), will occur over the next year.



CITY OF BLOOMINGTON, IL
 NEXT YEAR / CURRENT YEAR BUDGET ANALYSIS

PROJECTION: 20244 FY 2024 BUDGET MASTER LEVEL 4

ACCOUNTS FOR:

Sister City	2022 ACTUAL	2023 ORIG BUD	2023 REVISED BUD	2023 ACTUAL	2023 PROJECTION	2024 ADOPTED	PCT CHANGE
10019160 53350 Tn of Nrml	-12,100.00	-12,100.00	-12,100.00	-12,100.00	-12,100.00	-12,100.00	.0%
10019160 57310 Donations	.00	-1,000.00	-1,000.00	-50.00	-1,000.00	-1,000.00	.0%
10019160 70630 Travel	.00	5,000.00	5,000.00	.00	2,000.00	4,500.00	-10.0%
10019160 71010 Off Supp	961.34	200.00	200.00	.00	200.00	200.00	.0%
10019160 71017 Postage	139.60	520.00	520.00	.00	520.00	520.00	.0%
10019160 79110 Com Relatn	113.15	6,500.00	6,500.00	381.50	6,500.00	7,000.00	7.7%
10019160 79980 SpProg Exp	.00	15,500.00	15,500.00	662.20	15,500.00	52,500.00	238.7%
10019160 79990 Othr Exp	.00	.00	.00	.00	.00	500.00	.0%
10019160 85100 Fm General	-12,101.00	-12,101.00	-12,101.00	-12,101.00	-12,101.00	-12,101.00	.0%
TOTAL Sister City	-22,986.91	2,519.00	2,519.00	-23,207.30	-481.00	40,019.00	1488.7%
TOTAL REVENUE	-24,201.00	-25,201.00	-25,201.00	-24,251.00	-25,201.00	-25,201.00	.0%
TOTAL EXPENSE	1,214.09	27,720.00	27,720.00	1,043.70	24,720.00	65,220.00	135.3%
GRAND TOTAL	-22,986.91	2,519.00	2,519.00	-23,207.30	-481.00	40,019.00	1488.7%





CITY OF BLOOMINGTON, IL
PROJECTION 20245 / BUDGET ENTRY FUTURE YRS REPORT

ORG	OBJECT PROJ	DESC	2025	2026	2027	2028
10019160	Sister City					
10019160 53350		Tn of Nrml	-12,100.00	-12,100.00	-12,100.00	-12,100.00
10019160 57310		Donations	-1,000.00	-1,000.00	-1,000.00	-1,030.00
10019160 70630		Travel	12,000.00	12,240.00	12,484.80	12,859.34
10019160 71010		Off Supp	200.00	204.00	208.08	214.32
10019160 71017		Postage	300.00	306.00	312.12	321.48
10019160 79110		Com Relatn	3,500.00	3,570.00	3,641.40	3,750.64
10019160 79980		SpProg Exp	22,000.00	22,440.00	22,888.80	23,575.46
10019160 79990		Othr Exp	500.00	510.00	520.20	535.81
10019160 85100		Fm General	-12,101.00	-12,101.00	-12,101.00	-12,101.00
	TOTAL Sister City		13,299.00	14,069.00	14,854.40	16,026.05
	TOTAL REVENUE		-25,201.00	-25,201.00	-25,201.00	-25,231.00
	TOTAL EXPENSE		38,500.00	39,270.00	40,055.40	41,257.05
	GRAND TOTAL		13,299.00	14,069.00	14,854.40	16,026.05



GENERAL FUND TRANSFERS 10019180



Purpose

General Accepted Accounting Principles (GAAP) define inter-fund transfers as a “flows of assets (such as cash or goods) without equivalent flows of assets in return and without a requirement for repayment.” In connection with the City’s financial statements, the term transfer is used exclusively in connection with inter-fund activities which are activities between funds of the primary government. Transactions between the primary government and parties outside the financial reporting entity should be reported as revenues and expenses/expenditures rather than transfers.

Authorization

The City Manager and Finance Department recommend the budgetary practice of inter-fund transfers in the City’s annual budget.

FY 2024 Budget & Program Highlights

- The General Fund will be reimbursed \$3,140,526 from the Enterprise funds for services provided to these funds by General Fund departments. This includes absorbing 2 Cashiers and the Cash Manager position in the General Fund beginning in FY 2019 and 4 employees into the new Billing Department beginning in FY 2020.
- The General Fund will transfer a total of \$576,710 to the Multi-Project Bond Fund for debt service payments.
- The General Fund will transfer \$3,000,000 to the Arena fund for salary & benefits of one employee, audit cost, City insurance, City Capital Projects, City Capital Lease payments for assets and other miscellaneous cost. Included in this is the replacement of the Roof Top Units included in the FY 2024 Proposed Budget.
- The General Fund will transfer \$12,101 to continue the City’s support of the Sister City program.
- The General Fund will transfer \$3,300,000 to the Capital Improvement Fund for projects not related to resurfacing or sidewalks.
- The General Fund will transfer \$1,000,000 to the Capital Improvement (Asphalt & Concrete) Fund for resurfacing and sidewalk work.
- The General Fund will transfer \$1,100,000 to the Abraham Lincoln Parking Deck Fund for continued significant repairs/maintenance included in the FY 2024 Proposed Budget.
- The General Fund will transfer \$1,256,000 to the Golf Fund for equipment purchases and capital projects included in the FY 2024 Proposed Budget.

What We Accomplished in FY 2023

- The General Fund was reimbursed \$3,170,298 from the Enterprise funds for services provided to these funds by General Fund departments.
- The General Fund transferred \$2,630,366 to the Capital Improvement Fund to allocate resources for Capital Projects.

- The General Fund transferred \$828,877 to Debt Service Funds.
- The General Fund is estimated to transfer transferred \$8,605,832.12 to subsidize Enterprise Fund(s).

Revenues & Expenditures

General Fund Transfers	FY 2022 Actual	FY 2023 Adopted Budget	FY 2023 Projected	FY 2024 Adopted Budget
Transfer In	(\$3,154,253)	(\$3,170,298)	(\$3,170,298)	(\$3,140,526)
Transfer Out	\$15,964,675	\$7,288,798	\$12,077,177	\$10,244,729

Challenges

The biggest challenge is no current funding source for Capital Projects that are not related to Streets and Sidewalks.



CITY OF BLOOMINGTON, IL
 NEXT YEAR / CURRENT YEAR BUDGET ANALYSIS

PROJECTION: 20244 FY 2024 BUDGET MASTER LEVEL 4

ACCOUNTS FOR:

General Fund Transfers			2022 ACTUAL	2023 ORIG BUD	2023 REVISED BUD	2023 ACTUAL	2023 PROJECTION	2024 ADOPTED	PCT CHANGE
10019180	72900	UnfndCapAd	.00	.00	.00	.00	.00	.00	.0%
10019180	85101	Frm Prk Dd	.00	.00	.00	.00	.00	.00	.0%
10019180	85232	Fm Lib ERI	.00	.00	.00	.00	.00	.00	.0%
10019180	85330	FR MKTTIF	.00	.00	.00	.00	.00	.00	.0%
10019180	85332	FrmDEW	.00	.00	.00	.00	.00	.00	.0%
10019180	85415	From IceCP	.00	.00	.00	.00	.00	.00	.0%
10019180	85503	Fm WadmFe	-1,294,501.28	-1,363,239.95	-1,363,239.95	-1,363,239.95	-1,363,239.95	-1,375,387.94	.9%
10019180	85504	Fm WtrERI	.00	.00	.00	.00	.00	.00	.0%
10019180	85511	Fm Sewer	.00	.00	.00	.00	.00	.00	.0%
10019180	85513	Fm SadmFe	-591,937.37	-617,769.84	-617,769.84	-617,769.84	-617,769.84	-629,964.50	2.0%
10019180	85531	Fm StrmWtr	-420,054.59	-450,762.42	-450,762.42	-450,762.42	-450,762.42	-443,039.35	-1.7%
10019180	85540	Fm SWSTAdm	-560,655.77	-507,806.20	-507,806.20	-507,806.20	-507,806.20	-484,349.28	-4.6%
10019180	85556	Fm Pkg ERI	.00	.00	.00	.00	.00	.00	.0%
10019180	85565	Fm GlfAdFe	-108,815.81	-91,660.80	-91,660.80	-91,660.80	-91,660.80	-76,168.65	-16.9%
10019180	85573	Fm ArenaCi	-60,877.77	-92,792.12	-92,792.12	-92,792.12	-92,792.12	-73,208.44	-21.1%
10019180	85574	Fm ArenaVe	-93,442.47	-25,972.02	-25,972.02	-25,972.02	-25,972.02	-48,997.16	88.7%
10019180	85575	frm ALG	-23,968.00	-20,294.58	-20,294.58	-20,294.58	-20,294.58	-9,411.17	-53.6%
10019180	85602	Fm EmpIns	.00	.00	.00	.00	.00	.00	.0%
10019180	85721	Fm JMS ERI	.00	.00	.00	.00	.00	.00	.0%
10019180	89205	To Str Cty	12,101.00	12,101.00	12,101.00	12,101.00	12,101.00	12,101.00	.0%
10019180	89224	To ComDev	.00	.00	.00	.00	.00	.00	.0%
10019180	89225	Trns IHDA	.00	.00	.00	.00	.00	.00	.0%
10019180	89241	To Pk Ded	.00	.00	.00	.00	.00	.00	.0%
10019180	89301	To GBI	.00	359,125.68	359,125.68	359,125.68	359,125.68	.00	-100.0%
10019180	89306	To 04 CsmB	.00	.00	.00	.00	.00	.00	.0%
10019180	89307	To 04 MPBd	540,316.36	469,751.77	469,751.77	469,751.77	469,751.77	576,710.27	22.8%
10019180	89410	To CIF	8,212,414.50	2,630,366.00	2,630,366.00	2,630,366.00	2,630,366.00	3,300,000.00	25.5%
10019180	89412	To Cap Lea	.00	.00	.00	.00	.00	.00	.0%
10019180	89413	ToAshphalt	6,772,468.55	.00	.00	.00	.00	1,000,000.00	.0%
10019180	89425	To Pep Ice	.00	.00	.00	.00	.00	.00	.0%
10019180	89504	To WtrAdmn	.00	.00	.00	.00	1,424,260.00	.00	.0%
10019180	89511	To Sewer	.00	.00	.00	.00	1,237,870.00	.00	.0%
10019180	89531	To StrmWtr	.00	.00	.00	.00	1,237,870.00	.00	.0%
10019180	89544	To SWaste	.00	.00	.00	.00	.00	.00	.0%
10019180	89556	Tran AL Pa	.00	635,719.34	677,819.34	642,100.00	642,100.00	1,100,000.00	62.3%
10019180	89564	To GlfDen	.00	.00	.00	.00	500,702.32	1,255,917.86	.0%
10019180	89565	To GLF PV	.00	.00	.00	.00	274,783.38	.00	.0%
10019180	89566	To HGC	.00	.00	.00	.00	106,511.72	.00	.0%
10019180	89571	To VenuWks	.00	.00	.00	.00	.00	.00	.0%
10019180	89601	To CsltyIn	.00	.00	.00	.00	.00	.00	.0%
10019180	89625	To Hlthcar	.00	.00	.00	.00	.00	.00	.0%
10019180	89628	To RtHlth	.00	.00	.00	.00	.00	.00	.0%
10019180	89871	To Arn Fnd	427,374.14	3,181,734.70	3,058,751.92	.00	3,181,734.70	3,000,000.00	-1.9%
TOTAL General Fund Transfers			12,810,421.49	4,118,500.56	4,037,617.78	943,146.52	8,906,878.64	7,104,202.64	76.0%
TOTAL REVENUE			-3,154,253.06	-3,170,297.93	-3,170,297.93	-3,170,297.93	-3,170,297.93	-3,140,526.49	-.9%
TOTAL EXPENSE			15,964,674.55	7,288,798.49	7,207,915.71	4,113,444.45	12,077,176.57	10,244,729.13	42.1%
GRAND TOTAL			12,810,421.49	4,118,500.56	4,037,617.78	943,146.52	8,906,878.64	7,104,202.64	76.0%

328




CITY OF BLOOMINGTON, IL
PROJECTION 20245 / BUDGET ENTRY FUTURE YRS REPORT

ORG	OBJECT PROJ	DESC	2025	2026	2027	2028
10019180	General Fund Transfers					
10019180 85503	Fm WadmFe		-1,419,340.19	-1,450,547.03	-1,483,226.82	-1,516,887.00
10019180 85513	Fm SadmFe		-650,138.34	-664,253.38	-679,046.19	-694,282.80
10019180 85531	Fm StrmWtr		-457,555.53	-466,104.06	-475,153.43	-484,474.27
10019180 85540	Fm SWSTAdm		-499,885.05	-510,632.16	-521,902.23	-533,510.40
10019180 85565	Fm GlfAdFe		-78,453.72	-80,807.34	-83,231.55	-85,728.51
10019180 85573	Fm ArenaCi		-75,404.69	-77,666.84	-79,996.84	-82,396.75
10019180 85574	Fm ArenaVe		-50,467.08	-51,981.09	-53,540.52	-55,146.74
10019180 85575	frm ALG		-9,693.50	-9,984.31	-10,283.84	-10,592.35
10019180 89205	To Str Cty		12,101.00	12,101.00	12,101.00	12,101.00
10019180 89307	To 04 MPBd		.00	.00	.00	.00
10019180 89410	To CIF		2,938,300.00	4,014,000.00	1,938,700.00	268,700.00
10019180 89413	ToAshphalt		2,750,000.00	2,750,000.00	2,750,000.00	2,750,000.00
10019180 89556	Tran AL Pa		.00	250,000.00	.00	.00
10019180 89564	To GlfDen		258,590.52	1,857,577.00	263,705.67	251,140.85
10019180 89871	To Arn Fnd		1,897,889.30	1,745,158.80	1,506,167.00	2,987,392.70
	TOTAL General Fund Transfers		4,615,942.72	7,316,860.59	3,084,292.25	2,806,315.73
	TOTAL REVENUE		-3,240,938.10	-3,311,976.21	-3,386,381.42	-3,463,018.82
	TOTAL EXPENSE		7,856,880.82	10,628,836.80	6,470,673.67	6,269,334.55
	GRAND TOTAL		4,615,942.72	7,316,860.59	3,084,292.25	2,806,315.73

PUBLIC TRANSPORTATION

10019190



Purpose

The City established the Public Transportation division to account for the subsidy provided to Connect Transit, a joint venture between the City of Bloomington and the Town of Normal whose purpose is to engage in a wide variety of activities necessary for the operation of a public transit system within the corporate limits of the two governmental entities.

What is Connect Transit?

Connect Transit operates 42 fixed route buses and 19 para-transit buses. In FY 2022, 1.80 million passengers used this system. The ordinance (1972-69) approved in 1972 by the respective communities sets forth a formula to determine the contribution the City and Town will make to the Public Transit System to purchase capital equipment. The calculation of this weighted average has led the City's portion used to purchase capital equipment is 59.9% (the capital equipment cost will vary from year to year). The Connect Transit fiscal year does not coincide with the timeframe of the City's FY 2024 budget. As a result, the contribution amount to the City's budget is calculated by including two months of the prior year contribution (Connect Transit FY 2023 budget) and ten months (Connect Transit FY 2024 budget) of the current contribution.

The Bloomington-Normal Public Transit System Board is composed of seven members. The City of Bloomington appoints four trustees and the Town of Normal appoints three trustees. Connect Transit gives a monthly report of its activities to the City Manager through the Board of Trustees meeting. Connect Transit is funded primarily through federal and state governmental assistance. Other revenue sources include fares and contractual fees. The City's annual capital and operating subsidy will be paid from this division of the budget.

Connect Transit operates on Fiscal Year of July 1 to June 30. The budgeted operating subsidy is \$910,000 for FY 2024. The budgeted capital subsidy is \$0 for FY 2024. The total budgeted transit subsidy for The City of Bloomington in FY 2024 is \$910,000.

Funding Source

Connect Transit is funded primarily through federal and state governmental assistance. The City of Bloomington and the Town of Normal subsidize operating and capital budget deficits of the system in accordance with a prescribed formula.

FY 2024 Budget & Program Highlights

- Continue to provide new buses. Connect Transit plans on purchasing 5 electric buses as replacement buses in FY 2024, replacing buses purchased in 2010.
- Continue its Better Bus Stop campaign that provides new shelters, benches, and concrete pads at bus stops.
- 5% increase in Capital and Operation costs in recognition of inflation cost increases and continued supply chain issues.
- FY 2024 operating increase includes an additional \$150,000 allocation made by the City because of the Connect to the Future working group.

What We Accomplished in FY 2023

- Continued the Better Bus Stop campaign to improve infrastructure at bus stops.
- Provided free rides on Election Day.
- Purchased 8 electric buses as replacement buses.

Performance Measurements

Public Transportation	FY 2022 Actual	FY 2023 Adopted Budget	FY 2023 Projected	FY 2024 Adopted
Inputs:				
Fixed Route Buses	39	37	42	44
Mobility Buses	19	21	19	19
Operations Staff	111	106	120	120
Maintenance Staff	16	18	24	24
Administrative Staff	14	15	16	16
Outputs:				
Fixed Route Passengers	1,718,364	2,200,000	2,200,000	2,300,000
Mobility Passengers	77,011	75,000	100,000	110,000



CITY OF BLOOMINGTON, IL
 NEXT YEAR / CURRENT YEAR BUDGET ANALYSIS

PROJECTION: 20244 FY 2024 BUDGET MASTER LEVEL 4

ACCOUNTS FOR:

Public Transportation	2022 ACTUAL	2023 ORIG BUD	2023 REVISED BUD	2023 ACTUAL	2023 PROJECTION	2024 ADOPTED	PCT CHANGE
10019190 75061 IGA Contr	688,680.96	726,265.00	726,265.00	487,176.63	726,265.00	.00	-100.0%
10019190 75062 Suppl Cont	759,999.96	760,000.00	760,000.00	506,666.64	760,000.00	910,000.00	19.7%
TOTAL Public Transportation	1,448,680.92	1,486,265.00	1,486,265.00	993,843.27	1,486,265.00	910,000.00	-38.8%
TOTAL REVENUE	.00	.00	.00	.00	.00	.00	.0%
TOTAL EXPENSE	1,448,680.92	1,486,265.00	1,486,265.00	993,843.27	1,486,265.00	910,000.00	-38.8%
GRAND TOTAL	1,448,680.92	1,486,265.00	1,486,265.00	993,843.27	1,486,265.00	910,000.00	-38.8%





CITY OF BLOOMINGTON, IL
PROJECTION 20245 / BUDGET ENTRY FUTURE YRS REPORT

ORG	OBJECT PROJ	DESC	2025	2026	2027	2028
10019190	Public Transportation					
10019190 75061	IGA Contr		789,992.95	789,992.95	789,992.95	789,992.95
10019190 75062	Suppl Cont		910,000.00	910,000.00	910,000.00	910,000.00
	TOTAL Public Transportation		1,699,992.95	1,699,992.95	1,699,992.95	1,699,992.95
	TOTAL REVENUE		.00	.00	.00	.00
	TOTAL EXPENSE		1,699,992.95	1,699,992.95	1,699,992.95	1,699,992.95
	GRAND TOTAL		1,699,992.95	1,699,992.95	1,699,992.95	1,699,992.95

