



# Books are just the beginning

Educate | Innovate | Collaborate | Access

Bloomington Public Library









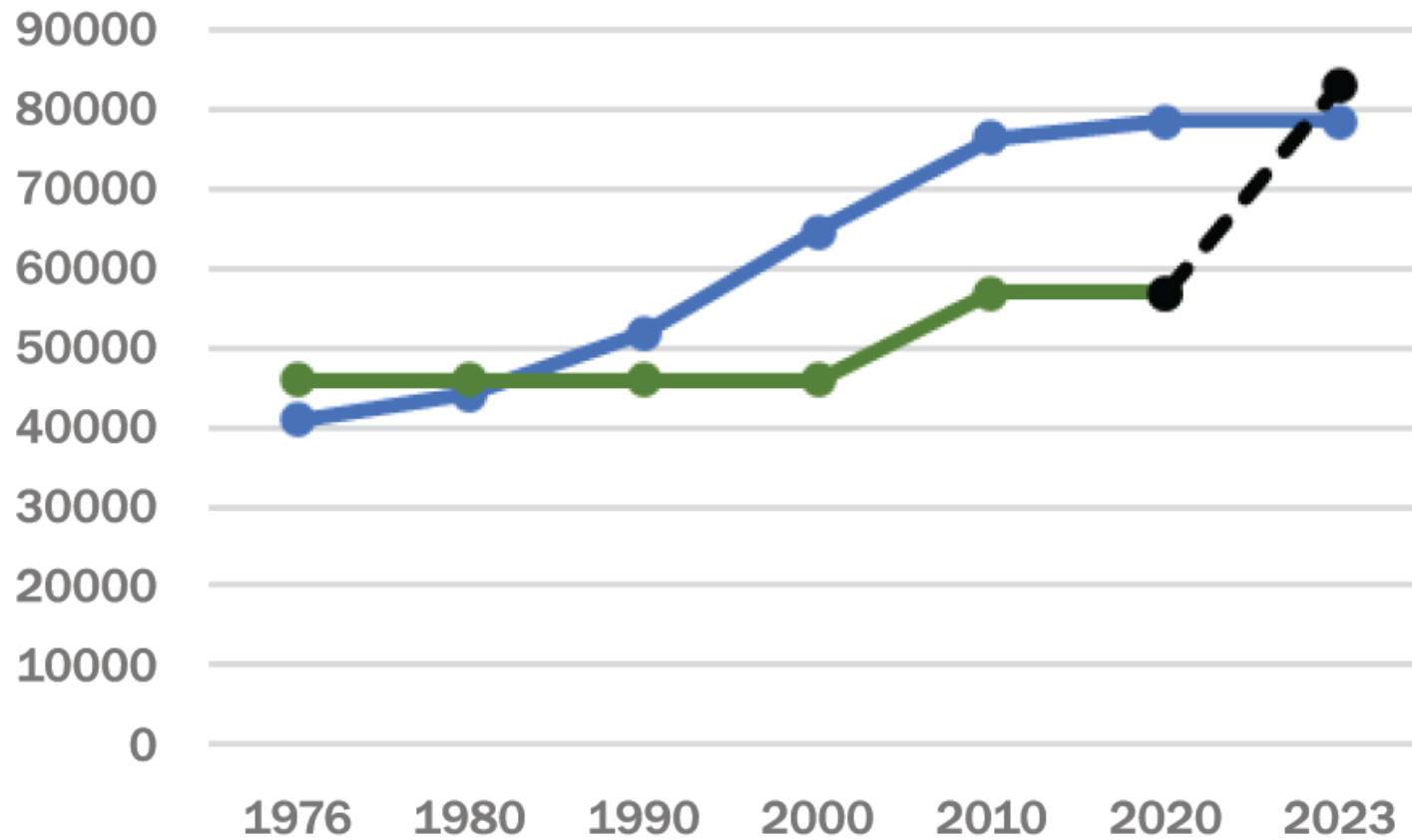


BLOOMINGTON PUBLIC LIBRARY





### Bloomington Population / Library Size by Year

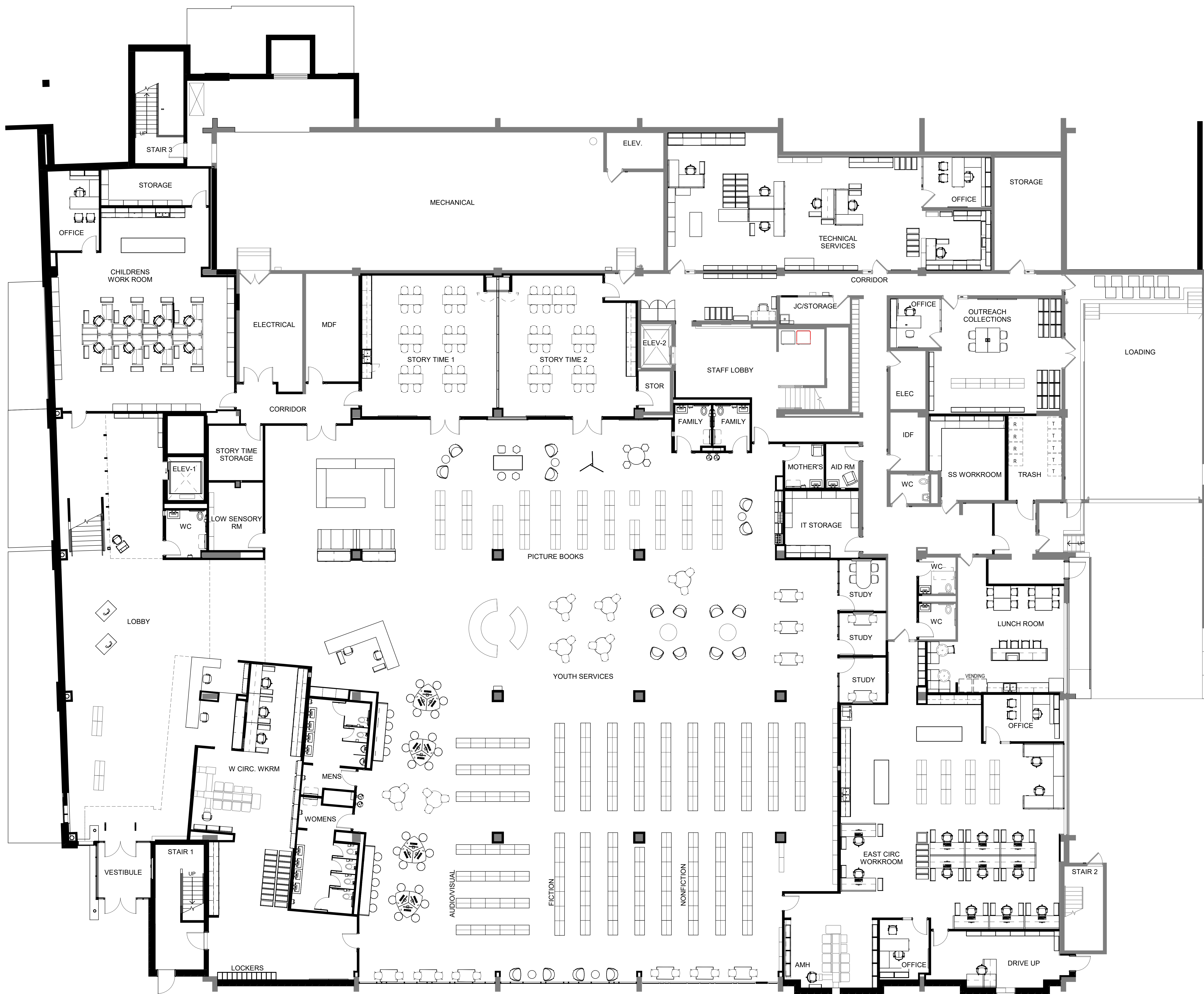


- Population
- Building Size (by Sq Ft)
- Building Size 2023 Projection

# Highlighted Additions

- Educate:
  - 2 Large Children's Programming Rooms
  - Computer Lab
- Innovate:
  - Maker Lab
  - Recording Studio
  - Discovery Zone
- Collaborate:
  - 3 Large Meeting Spaces
  - 9 Group Study Rooms
- Access:
  - Sensory Friendly Room
  - Wider Aisles
  - More Accessible Shelving
  - Nursing Nook
  - Drive-Up Window





# Bloomington Public Library Expansion & Renovation

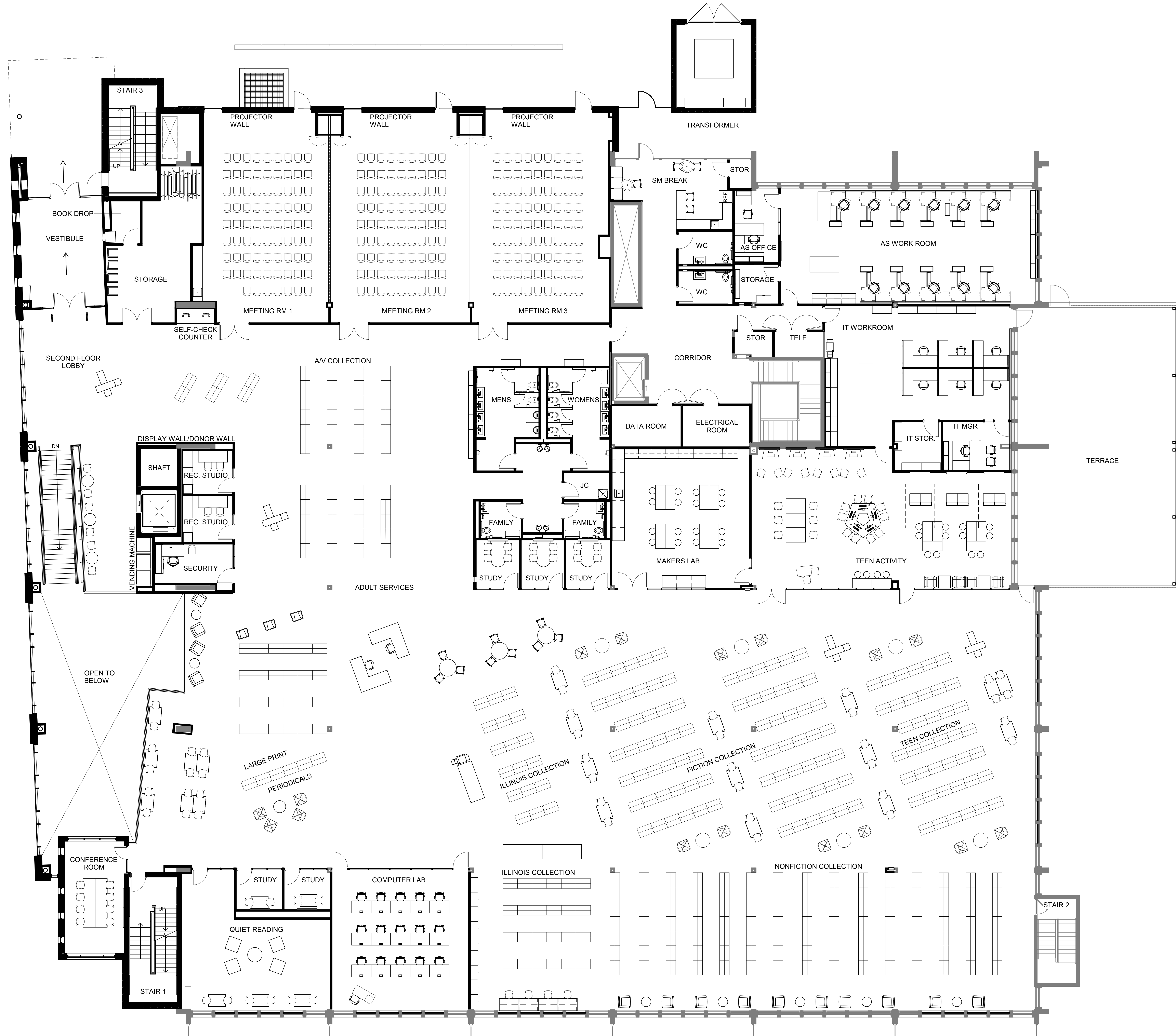
First Floor Plan  
 SCALE: 1/8" = 1'-0"



MILWAUKEE | MADISON | TUCSON | CHICAGO


Engberg Anderson Project No. 193118.01





# Bloomington Public Library Expansion & Renovation

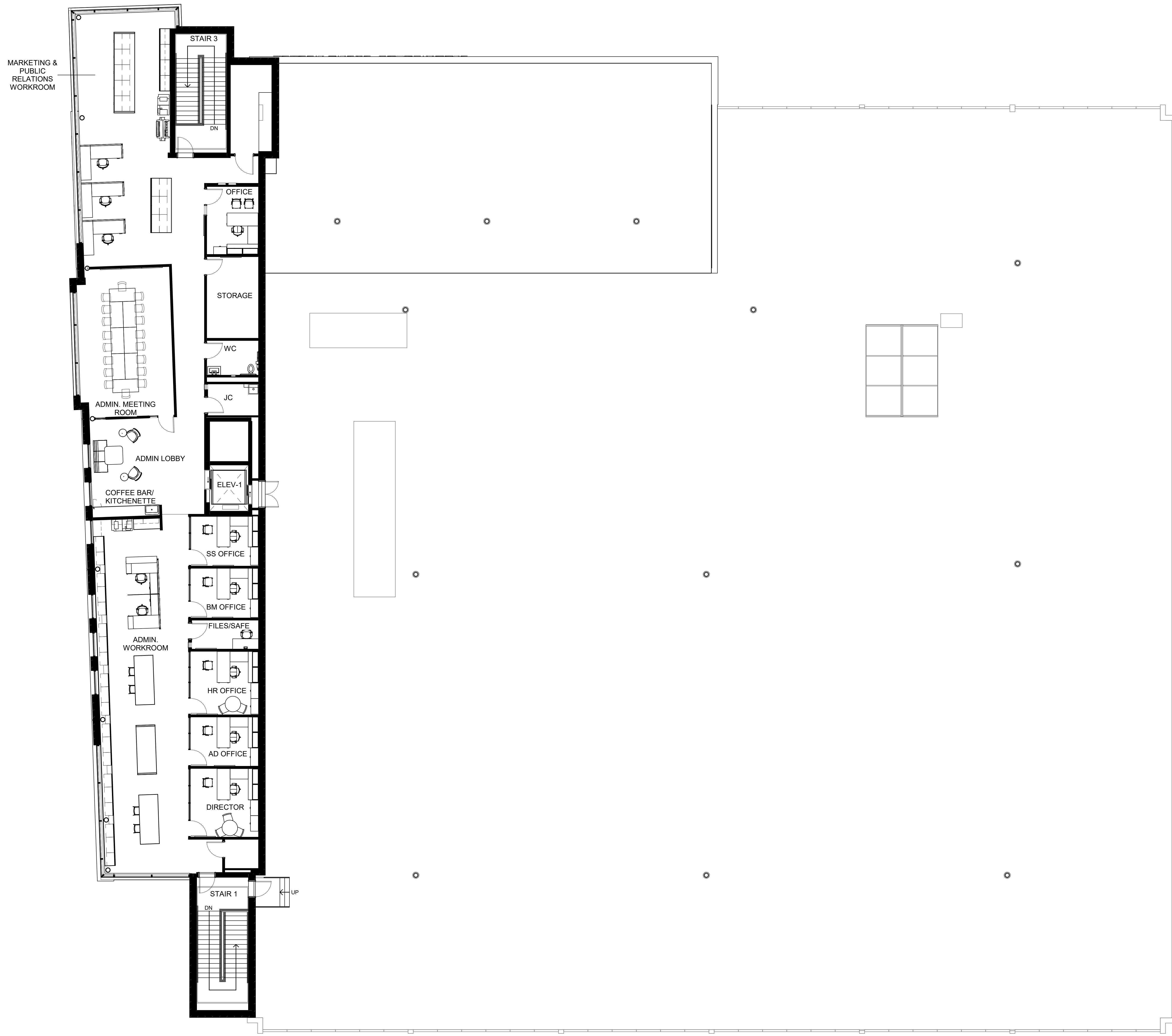
Second Floor Plan  
 SCALE: 1/8" = 1'-0"



MILWAUKEE | MADISON | TUCSON | CHICAGO


Engberg Anderson Project No. 193118.01





# Bloomington Public Library Expansion & Renovation

Third Floor Plan  
 SCALE: 1/8" = 1'-0"



MILWAUKEE | MADISON | TUCSON | CHICAGO

Engberg Anderson Project No. 193118.01

# Timeline:

- Nov. 2021: Bond Authorization, Truth in Taxation Hearing, & Approval of Tax Levy Estimate
- Dec. 2021: Approval of Final Tax Levy
- Jan. or Feb. 2022: Release Request for Bids
- Apr. 2022: Begin Construction
- Aug. 2023: Library Expansion and Renovation Complete



# Funding:

	Without Parking Structure
Capital Fund Balance*	\$3,063,643
Available Fixed Asset Fund Balance*	\$600,000
Architectural Fees already paid for*	\$465,667
Donations & Grants	\$1,641,067
Bloomington Public Library Contribution Subtotal	\$5,770,377
\$15 million bond	\$15,000,000
<b>Total Project Cost</b>	<b>\$20,770,377</b>
BPL Contribution	27.78%
\$15 million bond	72.22%

	With Parking Structure
Capital Fund Balance*	\$3,063,643
Available Fixed Asset Fund Balance*	\$600,000
Architectural Fees already paid for*	\$465,667
Donations & Grants	\$1,641,067
Bloomington Public Library Contribution Subtotal	\$5,770,377
\$17 million bond	\$17,000,000
<b>Total Project Cost</b>	<b>\$22,770,377</b>
BPL Contribution	25.34%
\$17 million bond	74.66%

\*As of 9/13/21

# Bond Details:

	\$15 million	\$17 million
Term	20 years	20 years
Interest Rate	1.83%	1.83%
Annual Levy (beginning with 2021 levy)	\$1,000,000	\$1,100,000
Rate Increase	.0530	.0583
Total Library Tax Rate (Operating + Debt Service)	.3161%	.3214%
Cost Increase for each \$165,000 home	\$29.14	\$32.05

Rate remains lower than peer libraries in both scenarios:

Decatur Public Library: .3416%

Champaign Public Library: .4222%

Normal Public Library: .4337%

Peoria Public Library: .4545%

Urbana Free Library: .5772%



	Population	Circulation	Public Computer Sessions	Wireless Internet Sessions	Square Footage of Main Library	Number of branches	Number of Meeting Rooms	Number of Study Rooms
Bloomington Public Library	76,610	1,179,913	51,090	136,875	57,000	0	1	2
Decatur Public Library	75,407	332,129	38,204	6,103	140,690	0	6	1
Normal Public Library	52,497	681,431	27,643	Not reported	44,000	0	2	0
Peoria Public Library	115,007	940,997	62,849	33,480	110,127	4	18	8
Champaign Public Library	81,055	1,992,383	96,672	102,254	122,600	1	6	5
Urbana Free Library	41,250	759,503	42,950	Not reported	50,000	0	2	2
Downers Grove Public Library	49,213	1,270,028	52,752	31,080	67,738	0	3	11
Tinley Park Public Library	56,703	712,424	30,488	Not reported	58,697	0	1	4

*FY19 - pre-COVID*