

FY 2022 Proposed Budget

March 8, 2021

FY 2022 Budget

Highlights

Total Budgets:

- ▶ City Wide: \$250.3M (Increase of \$20M / 8.7% over FY 2021)
- ▶ General Fund: \$109.1M (Decrease of \$1.2M / 1.1% under FY 2021)

Other Highlights:

- ▶ Capital Projects: \$59.9M (Increase of \$19M / 46.4% over FY 2021)
- ▶ GF Fund Balance: +\$24.3M (2022 Projection - Pending FY 2021 Audit)
- ▶ Cash for Equipment: \$1.1M (General Fund = \$600K)

FY 2022 Major Tax Revenue Summary

Revenue Source	2021 Budget	2022 Proposed	Dollar Change	Percent Change	Notes
Property Tax Levy	25,852,373	26,008,629	156,256	0.60%	Increase in EAV
Home Rule Sales Tax	23,448,442	22,053,823	(1,394,619)	-5.95%	Decrease due to COVID-19
State Sales Tax	14,500,000	14,500,000	-	0.00%	FY2021 Trend
Income Tax	8,000,000	8,000,000	-	0.00%	FY2021 Trend
Utility Tax	5,980,777	5,858,063	(122,714)	-2.05%	Reduction in Telecomm
Food & Beverage Tax	4,575,000	4,000,000	(575,000)	-12.57%	Decrease due to COVID-19
Local Motor Fuel Tax	4,700,000	4,000,000	(700,000)	-14.89%	Decrease due to COVID-19
Local Use Tax	2,400,000	2,400,000	-	0.00%	Online Retail Use Tax to Home Rule with 1/1/21 legislation
Franchise Tax	2,000,000	1,922,636	(77,364)	-3.87%	Slight decrease due to cable
Replacement Tax	1,795,400	1,600,000	(195,400)	-10.88%	Decrease/IML estimate
Hotel & Motel Tax	1,650,000	900,000	(750,000)	-45.45%	Decrease due to COVID-19
Package Liquor	1,300,000	1,400,000	100,000	7.69%	Increase due to COVID-19, purchasing for in home consumption
TOTAL MAJOR REVENUES	96,201,992	92,643,152	(3,558,840)	-3.70%	

FY 2022 General Fund Budget - Revenues

Revenues	2021 Budget	2022 Proposed	Dollar Change	Percent Change	Notes
Use of Fund Balance	786,361	3,397,506	2,611,145	332.1%	Restricted Pension Reserves-\$2.8M, \$617K COVID related shortfall
Taxes	89,966,418	86,130,956	(3,835,463)	-4.3%	Decrease due to COVID-19 - see Major Tax Exhibit
Licenses	626,070	621,945	(4,125)	-0.7%	
Permits	820,975	820,975	-	0.0%	
Intergov Revenue	240,289	264,918	24,629	10.2%	
Charges for Services	13,020,069	13,008,054	(12,015)	-0.1%	
Fines & Forfeitures	792,400	665,700	(126,700)	-16.0%	Small decrease due to COVID-19
Investment Income	531,675	111,175	(420,500)	-79.1%	Declining Interest rates
Misc Revenue	532,805	517,865	(14,940)	-2.8%	
Sale Capital Assets	31,500	28,500	(3,000)	-9.5%	
Transfer In	2,892,090	3,499,107	607,018	21.0%	Increase in charges to Enterprise Funds - Software cost & Credit Card fees
TOTAL REVENUE	110,240,652	109,066,701	(1,173,951)	-1.1%	

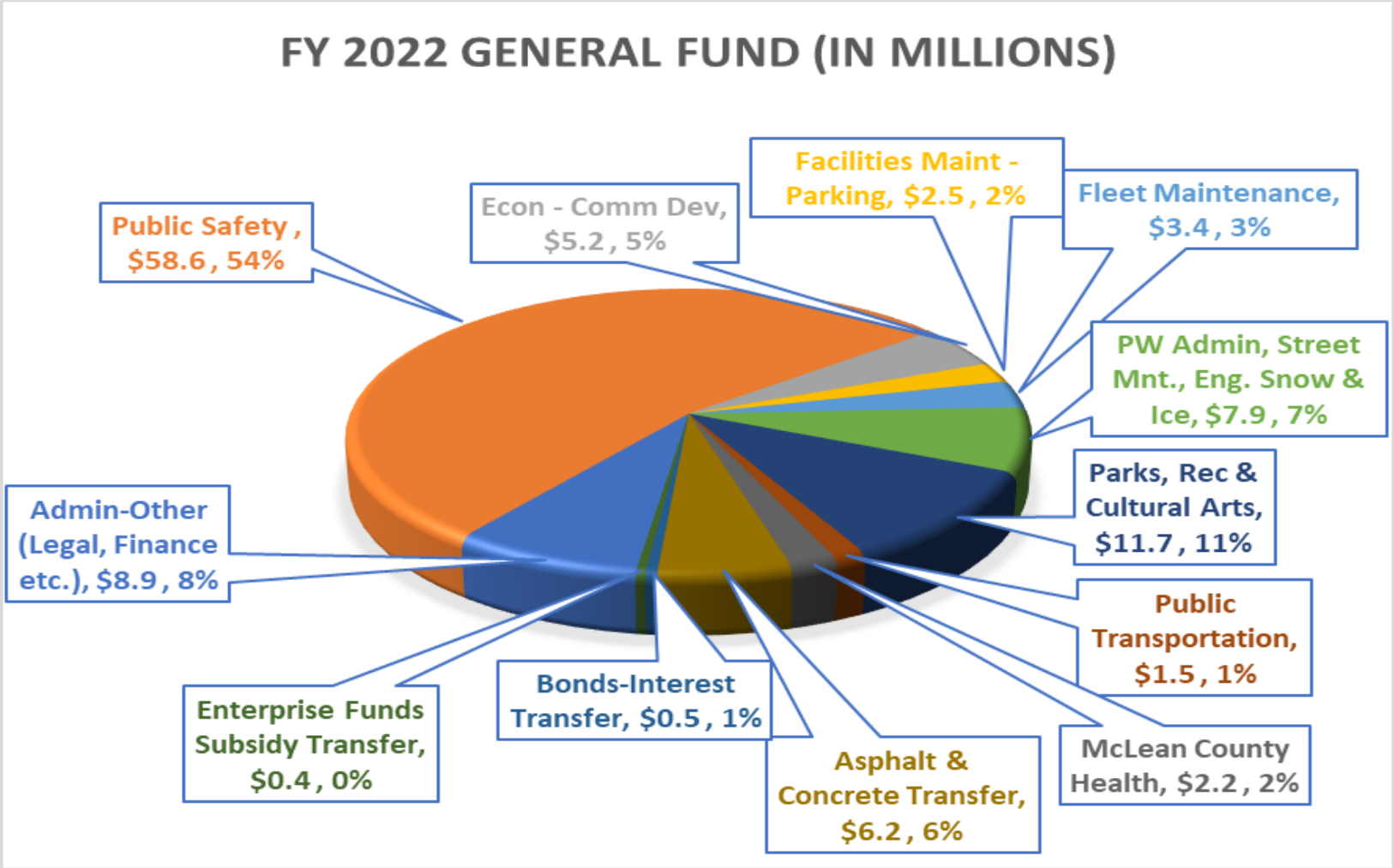
FY 2022 General Fund Budget - Expenses

Expenditures	2021 Budget	2022 Proposed	Dollar Change	Percent Change	Notes
Salaries	41,993,893	42,318,251	324,358	0.8%	Net of Vacancy offset, Increase of 1.31%
Benefits	11,545,824	12,333,409	787,585	6.8%	Increase in insurance costs, slight decrease in IMRF
Contractuals	13,237,341	13,546,742	309,400	2.3%	
Commodities	8,478,600	7,823,700	(654,900)	-7.7%	Decrease for fuel \$200k, Rock Salt \$250K, Electricity \$250K
Capital Expenditures	648,848	600,000	(48,848)	0.0%	\$600K in cash for equipment, rest in capital lease
Principal Expense	2,337,004	2,357,280	20,276	0.9%	
Interest Expense	317,685	248,823	(68,862)	-21.7%	Decrease related to capital leases
Other Intergov Exp	15,676,376	17,662,606	1,986,230	12.7%	Increase in Public Safety Pensions
Other Expenditures	4,519,479	3,616,894	(902,585)	-20.0%	Decrease in Ambulance Bad Debt and Insurance adjustments
Transfer Out	11,485,603	8,558,997	(2,926,605)	-25.5%	Decrease Asphalt/Concrete due to less LMFT & HR , CIF using fund balance
TOTAL EXPENSE	110,240,652	109,066,701	(1,173,951)	-1.1%	

FY 2022 General Fund - By Function

Department	2021 Budget	2022 Proposed	Dollar Change	2022 Proposed as % of total	Dollar Change Notes	2022 Expense Net of non-tax revenue	Revenue Notes
Admin-Other (Legal, Finance etc.)	\$ 8,247,063	\$ 8,896,448	\$ 649,385	8.2%	IT, Billing (card fees)	na	
Public Safety	\$ 56,452,861	\$ 58,602,205	\$ 2,149,345	53.7%	Pensions Increase	\$ 52,129,000	Ambulance, Towing, Resource officer
Econ - Comm Dev	\$ 5,164,929	\$ 5,221,085	\$ 56,157	4.8%		\$ 3,615,744	Permits
Facilities Maint, Govt. Center, Parking	\$ 2,694,950	\$ 2,484,329	\$ (210,621)	2.3%	Gov Ctr Lease maturity	\$ 2,163,029	Parking fees
Fleet Maintenance	\$ 3,498,302	\$ 3,353,464	\$ (144,838)	3.1%	Fuel	\$ 3,224,964	Fuel charges to outside agencies
PW Admin, Street Mnt., Eng. Snow & Ice	\$ 8,637,525	\$ 7,912,146	\$ (725,378)	7.3%	Salt, Electric	\$ 7,228,146	Pavement cut repairs, IDOT reimbursements
Parks, Rec & Cultural Arts	\$ 11,813,773	\$ 11,746,257	\$ (67,516)	10.8%	Comp to Arena, Closed pool	\$ 6,582,049	Ice, Zoo, Programs, Aquatics, BCPA
Public Transportation	\$ 1,268,744	\$ 1,451,681	\$ 182,937	1.3%		na	
McLean County Health	\$ 2,344,844	\$ 2,205,382	\$ (139,462)	2.0%	Redux in HRST	na	
Asphalt & Concrete Transfer	\$ 7,044,844	\$ 6,205,382	\$ (839,462)	5.7%	Redux in HRST and LMFT	na	
Capital Improvement Fund Transfer	\$ 1,220,692	\$ -	\$ (1,220,692)	0.0%	None budgeted	na	
Bonds-Interest Transfer	\$ 619,983	\$ 540,316	\$ (79,666)	0.5%		na	
Enterprise Funds Subsidy Transfer	\$ 1,232,143	\$ 448,004	\$ (784,139)	0.4%	Arena 300, ALG 180, Golf 130	na	
TOTAL EXPENSE	\$110,240,652	\$109,066,701	\$ (1,173,951)	100%			

FY 2022 General Fund - by Function



FY 2022 City Wide Budget - Revenues

Revenues	2021 Budget	2022 Proposed	Dollar Change	Percent Change	Notes
Use of Fund Balance	18,587,279	34,615,199	16,027,920	86.2%	Restricted Pension Reserves-\$2.8M, \$13.5M MFT projects, \$11.7M Water projects
Taxes	99,253,592	95,522,152	(3,731,440)	-3.8%	Decrease due to COVID-19 - see Major Tax Exhibit
Licenses	670,070	663,945	(6,125)	-0.9%	
Permits	836,975	836,975	-	0.0%	
Intergov Revenue	15,328,338	12,727,228	(2,601,110)	-17.0%	\$2M decrease in State MFT grants compared to FY 2021
Charges for Services	68,499,353	70,643,571	2,144,218	3.1%	Annual increase in Ambulance, Sewer, Storm Water and Solid Waste fees
Fines & Forfeitures	1,583,400	1,131,200	(452,200)	-28.6%	Small decrease due to COVID-19
Investment Income	2,857,486	1,427,471	(1,430,015)	-50.0%	Declining Interest rates
Misc Revenue	1,785,708	13,842,536	12,056,828	675.2%	\$10.3M Borrowing for O'Neil Pool, \$1.95M State MFT for Fox Creek Bridge/Road
Sale Capital Assets	51,675	47,675	(4,000)	-7.7%	
Capital Lease Proceeds	4,945,076	5,333,115	388,039	7.8%	Small increase over FY 2021-\$1.1M equipment proposed as cash purchases in FY 2022
Transfer In	15,921,620	13,544,622	(2,376,998)	-14.9%	Decrease Asphalt/Concrete due to less LMFT & HR , CIF using fund balance
TOTAL REVENUE	230,320,572	250,335,690	20,015,118	8.7%	

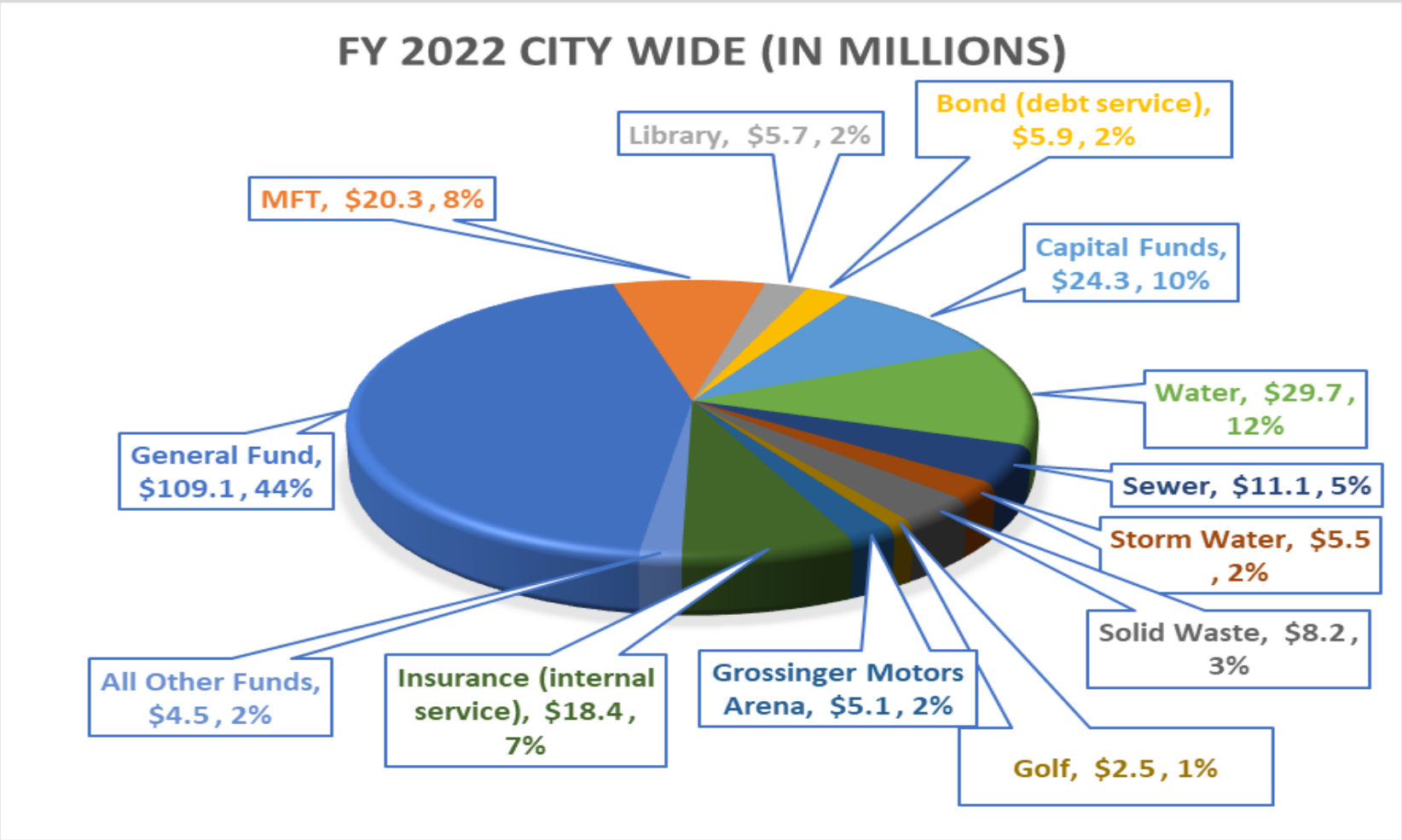
FY 2022 City Wide Budget - Expenses

Expenditures	2021 Budget	2022 Proposed	Dollar Change	Percent Change	Notes
Salaries	55,524,777	55,459,768	(65,009)	-0.1%	
Benefits	16,078,586	16,618,153	539,567	3.4%	Increase in insurance costs, slight decrease in IMRF
Contractuals	49,744,492	49,851,182	106,690	0.2%	
Commodities	16,820,628	15,485,919	(1,334,709)	-7.9%	Decrease for fuel \$200k, Rock Salt \$250K, Electricity \$250K
Capital Expenditures	40,661,412	62,041,995	21,380,583	52.6%	Capital Projects \$19.9M higher than FY 2021/\$600K GF Cash for equipment in FY 2022
Principal Expense	10,617,559	10,707,328	89,768	0.8%	
Interest Expense	2,248,424	2,000,795	(247,629)	-11.0%	Decrease related to capital leases
Other Intergov Exp	15,740,376	17,743,606	2,003,230	12.7%	Increase in Public Safety Pensions
Other Expenditures	6,962,697	6,882,322	(80,375)	-1.2%	Decrease in Ambulance Bad Debt and Insurance adjustments
Transfer Out	15,921,620	13,544,622	(2,376,998)	-14.9%	Decrease Asphalt/Concrete due to less LMFT & HR , CIF using fund balance
TOTAL EXPENSE	230,320,572	250,335,690	20,015,118	8.7%	

FY 2022 City Wide Budget - by Fund

Fund	2021 Budget	2022 Proposed	Dollar Change	2022 Proposed as % of total	Dollar Change Notes
General Fund	\$110,240,652	\$109,066,701	(\$1,173,951)	43.57%	
MFT	\$12,600,000	\$20,272,966	\$7,672,966	8.10%	Capital Projects
Library	\$5,769,559	\$5,698,096	(\$71,463)	2.28%	
Bond (debt service)	\$5,791,044	\$5,938,439	\$147,395	2.37%	
Capital Funds	\$16,850,876	\$24,339,615	\$7,488,739	9.72%	O'Neil Pool
Water	\$24,638,649	\$29,654,428	\$5,015,779	11.85%	Capital Projects
Sewer	\$11,630,100	\$11,134,398	(\$495,702)	4.45%	Capital Projects
Storm Water	\$5,456,320	\$5,535,000	\$78,680	2.21%	
Solid Waste	\$7,838,006	\$8,237,505	\$399,499	3.29%	Disposal, Leases
Golf	\$2,521,741	\$2,512,220	(\$9,521)	1.00%	
Grossinger Motors Arena	\$5,001,799	\$5,122,444	\$120,645	2.05%	Maintenance
Insurance (internal service)	\$17,191,219	\$18,350,860	\$1,159,641	7.33%	Health Premiums
All Other Funds	\$4,790,607	\$4,473,018	(\$317,589)	1.79%	
TOTAL EXPENSE	\$230,320,572	\$250,335,690	\$20,015,118	100.00%	

FY 2022 City Wide Budget - by Fund



FY 2022 - Budget At Work - Capital Improvements

Fund	FY2021	FY2022	Change
Capital Improvement	3,725,800	11,806,500	8,080,700
Asphalt and Concrete	8,180,000	7,200,000	(980,000)
MFT (State)	12,600,000	20,272,966	7,672,966
Water	7,812,000	12,938,750	5,126,750
Sewer	6,395,000	5,861,000	(534,000)
Storm Water	1,895,000	1,711,000	(184,000)
Arena	-	100,000	100,000
Drug Enforcement	300,000	-	(300,000)
	<u>40,907,800</u>	<u>59,890,216</u>	<u>18,982,416</u>

Capital Improvement Fund

PROJECT TITLE	ACCOUNT NUMBER
Constitution Trail Extension - Lafayette St to Hamilton Rd	40100100-70051, 40100100-72510

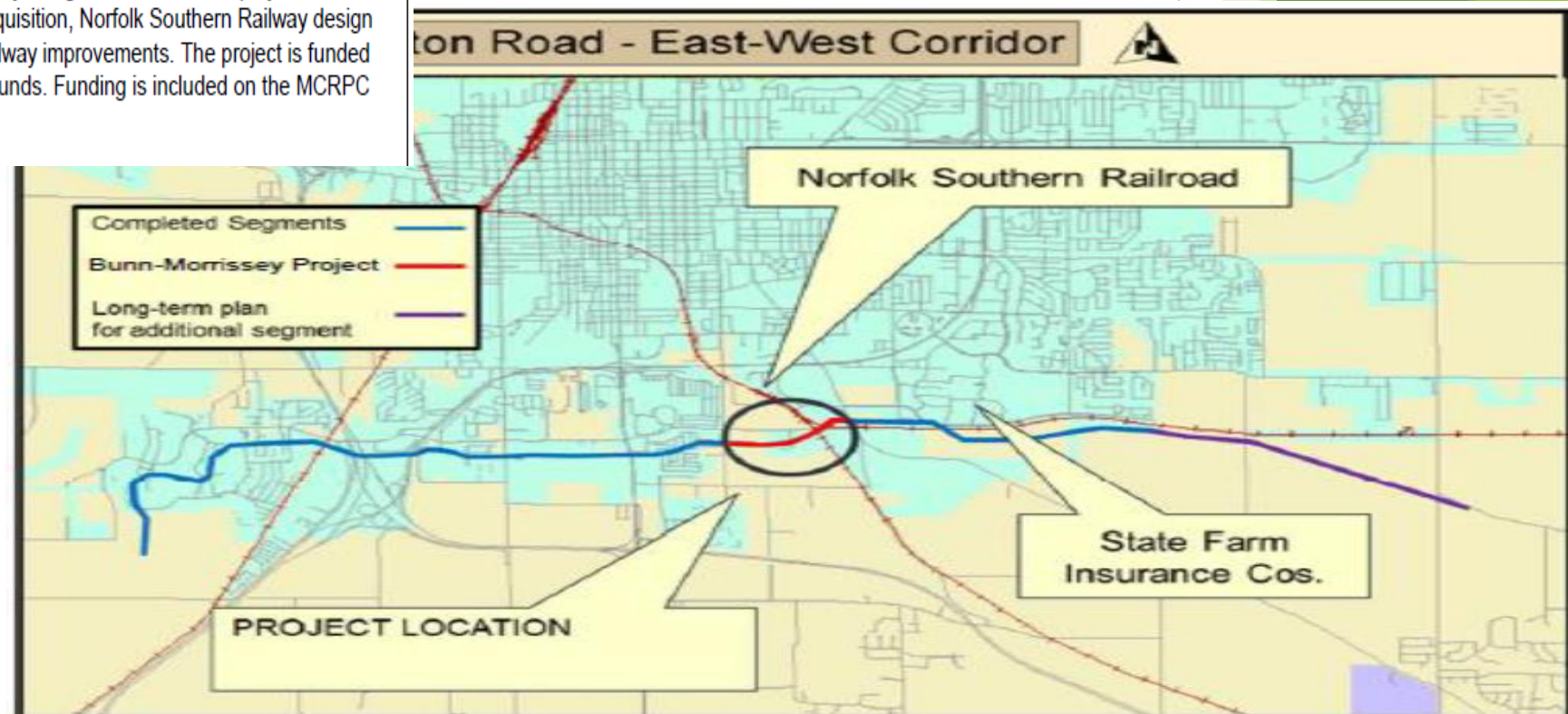
PROJECT DESCRIPTION/JUSTIFICATION

The proposed new segment of multi-use path on the Constitution Trail is located in the southeast portion of the city and will start at Lafayette Street and end at Hamilton Road. The project is adjacent to a mobile home neighborhood and connects users to nearby businesses, downtown Bloomington, and another business district on the far west side of Bloomington. The path will also connect to Hamilton Road, the major east-west corridor south of I-55 Business. The city has applied for an Illinois Transportation Enhancement Program grant to fund 80% of the estimated project cost. Phase I preliminary engineering is expected to begin in FY22 and finish in FY23. Phase II preliminary engineering is expected to begin in FY23 and finish in FY24. Construction of the path is expected to begin at the end of FY24.



State Motor Fuel Tax (MFT) - Capital Projects

PROJECT TITLE	ACCOUNT NUMBER
Hamilton Road: Bunn Street to Morrissey Drive	20300300-70051, 20300300-72510, 20300300-72530, Grants-72510, Grants-72550
<i>PROJECT DESCRIPTION/JUSTIFICATION</i> This is the last section of Hamilton Road needed to complete this four lane arterial from Fox Creek Elementary to Hershey Road. This project includes crossing the Norfolk Southern Railroad at grade. Rhodes Lane will be reconstructed to "tee" into the new Hamilton Road. Rhodes Lane will have new cul-de-sac that will cut off access to Morrissey Drive. Negotiations with Norfolk Southern Railroad have been ongoing for several years. Hanson Professional Services was hired in 2015 to perform a Phase I preliminary design services for this project which concluded in FY20. The work proposed on this sheet includes land acquisition, Norfolk Southern Railway design review expenses, final design documents, and construction of the roadway improvements. The project is funded using a combination Federal Highway STU and State Motor Fuel Tax funds. Funding is included on the MCRPC Transportation Improvement Program for FY 2021- 2025.	



Water - Capital Projects

<i>PROJECT TITLE</i>	<i>ACCOUNT NUMBER</i>
Public Works- Fort Jesse Ground Storage Tanks 1 & 2 Rehabilitation	50100160-72620
<i>PROJECT DESCRIPTION/JUSTIFICATION</i> Fort Jesse tank 1 was built in 1973, and tank 2 was in 1991. Its has been determined by the similarities in conditions that tank 1 was repainted in 1991 when tank 2 was built. Maximum service live is 20 years. Currently both tank are 8 years past the maximum service life. In May of 2020 there was a power surge / lighting strike event that caused both tanks to overflow, subsequently damaging both tank roofs. Currently there is an insurance claim pending. At this time we are anticipating an reimbursement from the insurance company for the damaged that occurred back in May. Cost is based on an estimate from the selected engineer for this rehabilitation project.	




Sewer - Capital Projects

<i>PROJECT TITLE</i>	<i>ACCOUNT NUMBER</i>
Gray Avenue Sanitary Sewer (300 Block)	51101100-72550
<i>PROJECT DESCRIPTION/JUSTIFICATION</i>	
The 300 block of Gray Avenue does not have public sanitary sewer mains to serve the properties. The existing homes are served mainly by undocumented private sewer lines. In some cases two or more homes are tied together on one sewer service. This project will provide a public sanitary sewer for the existing properties to connect to.	



Arena - Capital Projects

Arena RTU Replacement & Ice Center Dehumidification Improvements	57107110-70051
	40100100-70051
<i>PROJECT DESCRIPTION/JUSTIFICATION</i>	
<p>There are two primary Roof Top Units (RTUs) which provide cooling and dehumidification for the Arena. Both of these units are original and showing excessive corrosion from the elements. In addition, both units have been repaired numerous times during their 14 years of service. Furthermore, both units use R-22 refrigerant which can no longer be purchased. This extensive repair history combined with the R-22 refrigerant issue provides few options and replacing the units is recommended. The new units will use the latest refrigerant that is environmentally friendly and much less expensive. Given the high cost for replacement, only one unit will be replaced at a time. Since the units currently provide both cooling and dehumidification, some design cost will be incurred to evaluate a stand alone dehumidifier. This option may reduce the size and required cooling capacity of the replacement units, which could result in considerable savings. In addition, an evaluation of the dehumidification equipment in the ice center and the design of improvements or equipment changes will also be performed.</p>	



FY 2022 - Budget At Work - Services

- ▶ Police: 56,471 calls for service (155 per day)
- ▶ Fire: 11,583 fire/rescue runs (32 per day)
- ▶ Parks (including Golf):
 - ▶ Attendance 533,695 (Rec, Aquatics, Ice, Zoo, Golf, SOAR, Cultural)-FY 20/CY 19
 - ▶ Maintained 38 parks, 6 public buildings, 3 spray parks, 2 pools, 5 lakes, 30 miles of trail, soccer fields, ice rink, 3 golf courses, skate park, zoo, and cultural arts venue
 - ▶ Trees Planted / Year 600 (annual budget of 60K) (5,734 street trees maintained)
- ▶ Community Development: 1,962 building permits issued
- ▶ Economic Development: 300 business contacts made
- ▶ Facilities: 1,000,000 square feet of facilities maintained
- ▶ Library: 277,302 visits
- ▶ Arena 113,814 attendees

FY 2022 - Budget At Work - Services

▶ Public Works:

- ▶ Streets Maintained 803 lane miles (repair, traffic engineering/lights, snow removal - resurfacing oversight etc.)
- ▶ Trash/Recycling Hauled 24,195 tons (48.4 million pounds)
- ▶ Brush Hauled 27,856 cubic yards
- ▶ Sewer/Water System 1,128 miles maintained
- ▶ Water Pumped 3.8 billion gallons annually (10.3M gallons per day)

▶ Administration:

- ▶ Finance: +360,000 utility bills processed (and related payments)
- ▶ Clerk: +1,475 FOIAs processed
- ▶ Legal: +310 Administrative Court cases processed
- ▶ Human Resources: +5,000 applications processed with 56 full-time filled
- ▶ Information Services: +3,000 devices + 100 applications maintained over 40 locations

FY 2022 Budget

Next Steps

- ▶ The Proposed Budget can be viewed in detail - Via the Web at: www.cityblm.org/budget
 - ▶ Budget Book Highlights:
 - ▶ Book 1 - Budget Overview section: Year over Year Summary of Revenues / Expenditures
 - ▶ Book 2 - Capital Improvement Program section: Summary and Details on Infrastructure Projects
 - ▶ Both Books - Department - Fund Narratives: Department - Fund description and highlights

Additional Resources: Budget 101 Video Series, FY 2022 Budget Videos, City Comprehensive Annual Financial Report, Statistical Section, which describes assets and services supported by the Budget. All can be located on the City's website a:
www.cityblm.org/government/departments/finance

- ▶ Remaining FY 2022 Budget Schedule:
 - ▶ Proposed Budget Public Hearing: March 22, 2021
 - ▶ Final Budget Adoption: April 12, 2021