

### Engineering Section

Engineering Permits	
<b>Overweight Loads</b>	3
Amount Collected	\$475
<b>Dumpster/Traffic Control/Excavation/Erosion</b>	12
Amount Collected	\$730
Erosion Control / Complaints Report	
New / Maintenance Erosion Control Inspections	40
New Erosion / Storm Water Complaints	25
Inspection & Complaint Files Closed	20

### Streets & Sewers Section

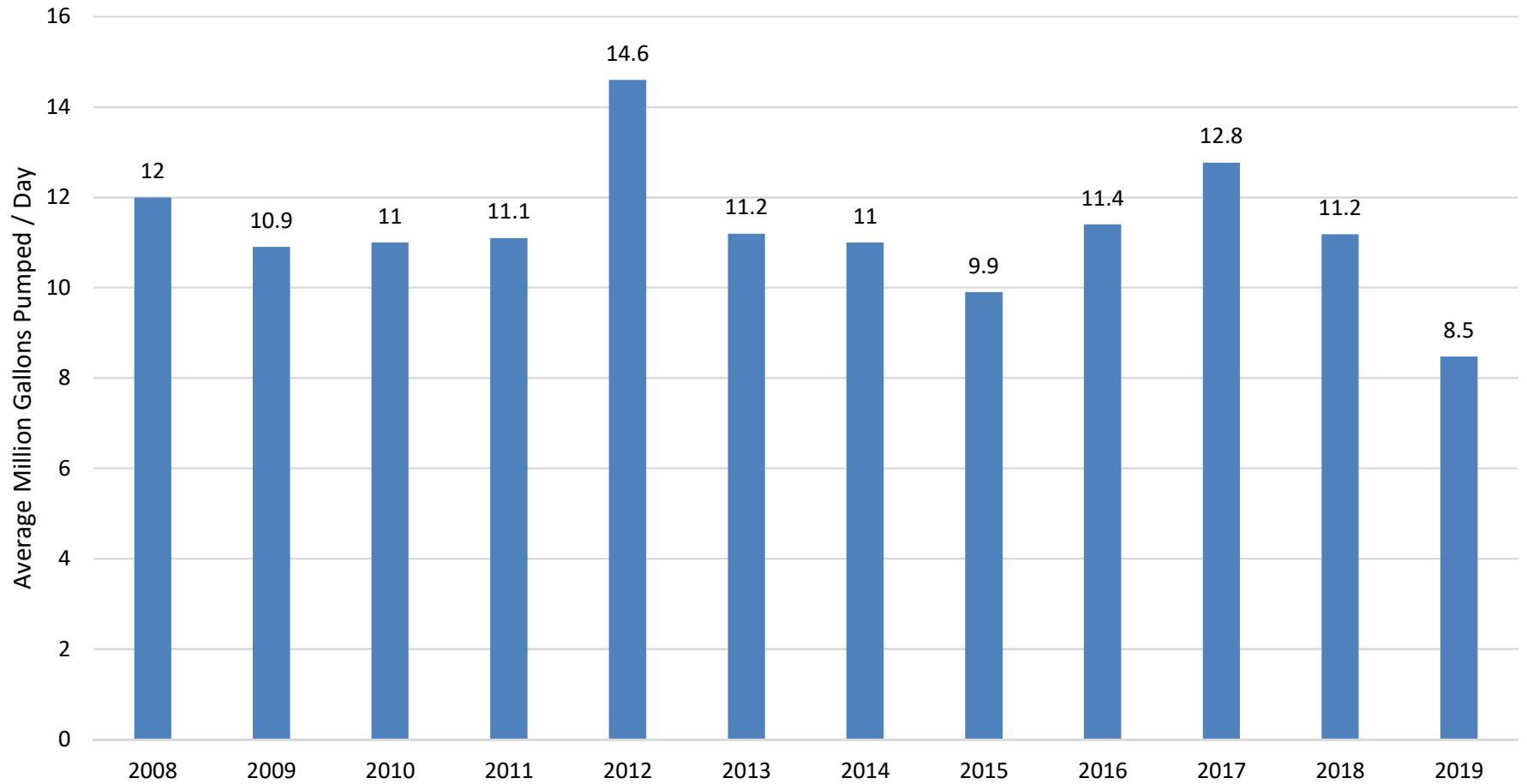
Productivity			
Reported Potholes	104	Hot Asphalt	7
Water Ditches	10	Permanent Concrete Patch	8
Mailboxes	1	Sidewalks	0
Inlets	0	Sump Pump Drain Line	0
Manhole Repairs	1	Cave-Ins	4
Pavement Repairs	0	Curb Repair	0
Contractor Ditches	0	Backfill Seed	3

### Fleet Section

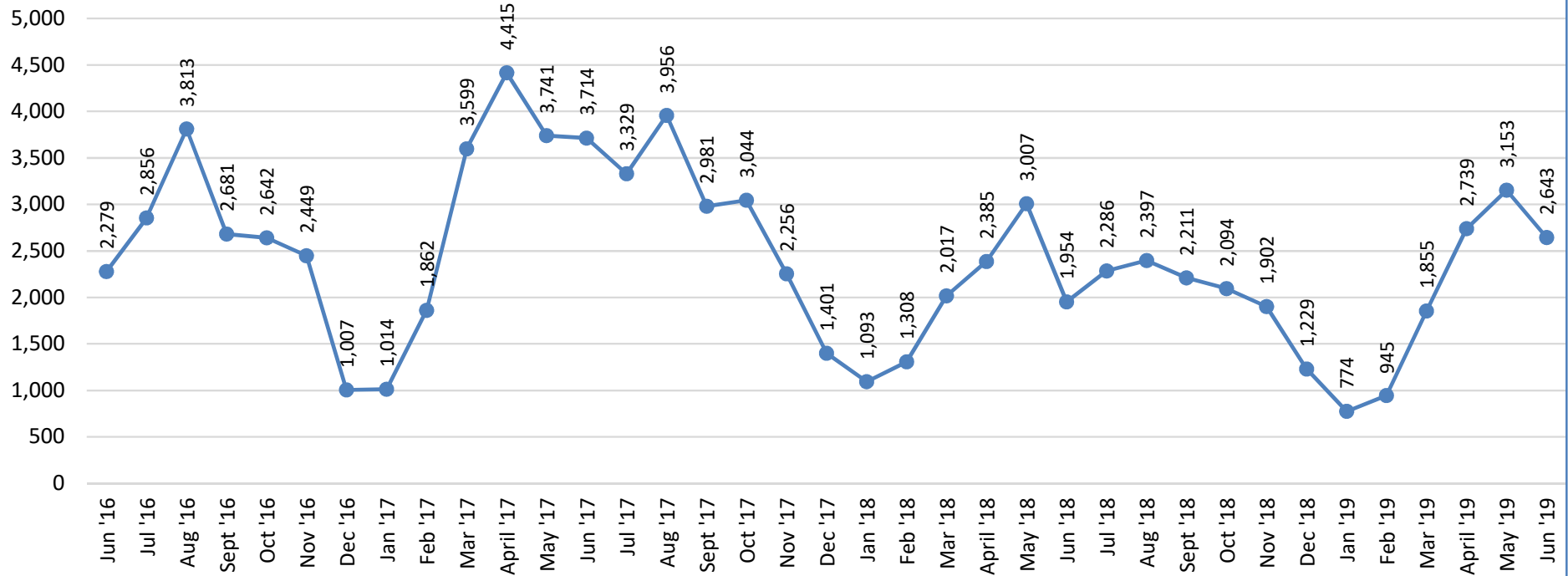
Productivity	June 2018	June 2019
Work Orders	298	285
Total Repair Orders Closed	275	255
Preventative Maintenance	23	30
Gasoline	June 2018	June 2019
Total Gallons	18,699	18,102
Total Cost	\$44,065	\$38,958
Average Price per Gallon	\$2.36	\$2.15
Diesel	June 2018	June 2019
Total Gallons	14,877	14,898
Total Cost	\$39,395	\$35,409
Average Price per Gallon	\$2.65	\$2.38

Expenditures	Month	FY to Date	Budgeted	FY %
Parts	\$50,081	\$61,265	\$621,000	9.87%
Outside Repairs	\$45,282	\$48,737	\$390,000	12.50%
Fuel	\$160	\$160	\$1,259,342	0.01%

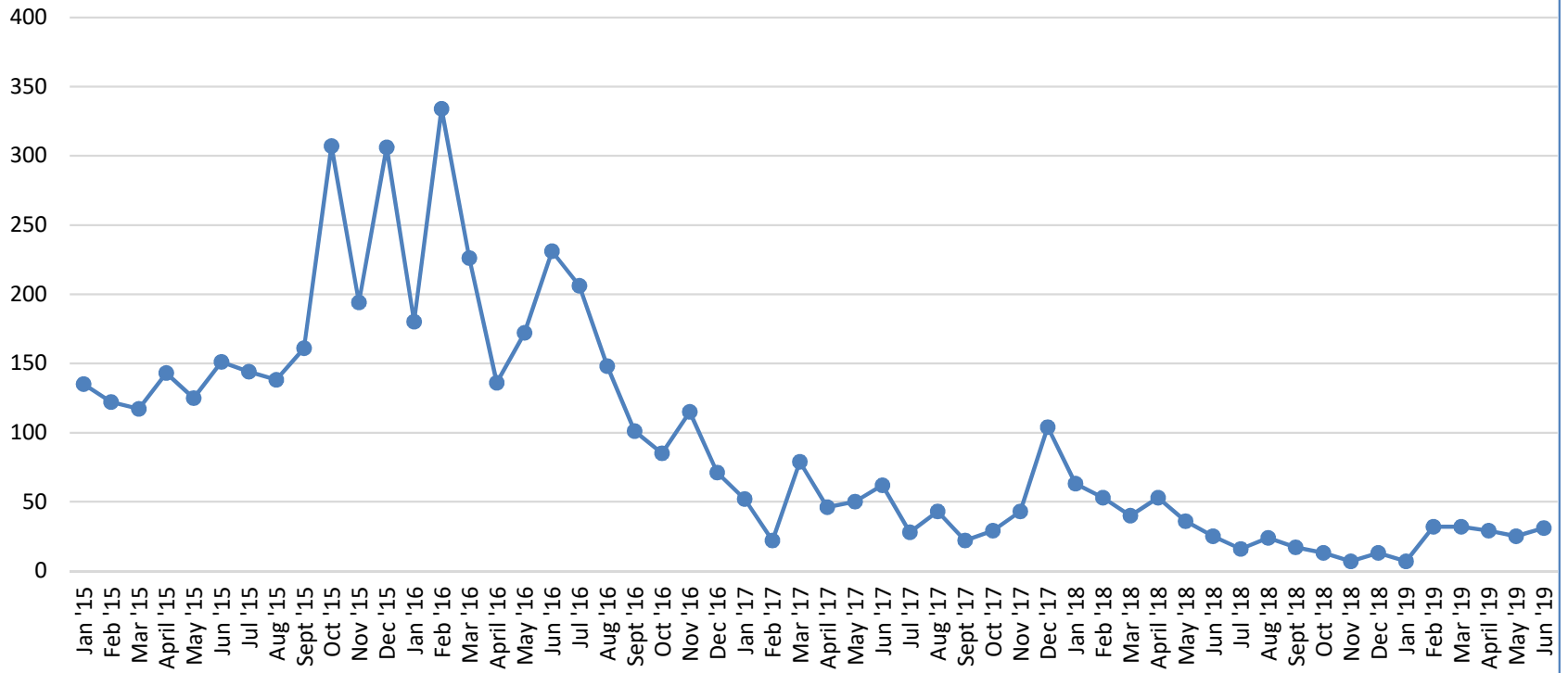
## June Pumpage



## 2016 - 2019 JULIE Tickets Received



### 2015 - 2019 RF Meter Installations



2 Year Refuse by Month

Bulk Tons

Recycle Tons

