



Bloomington Fire Dept.

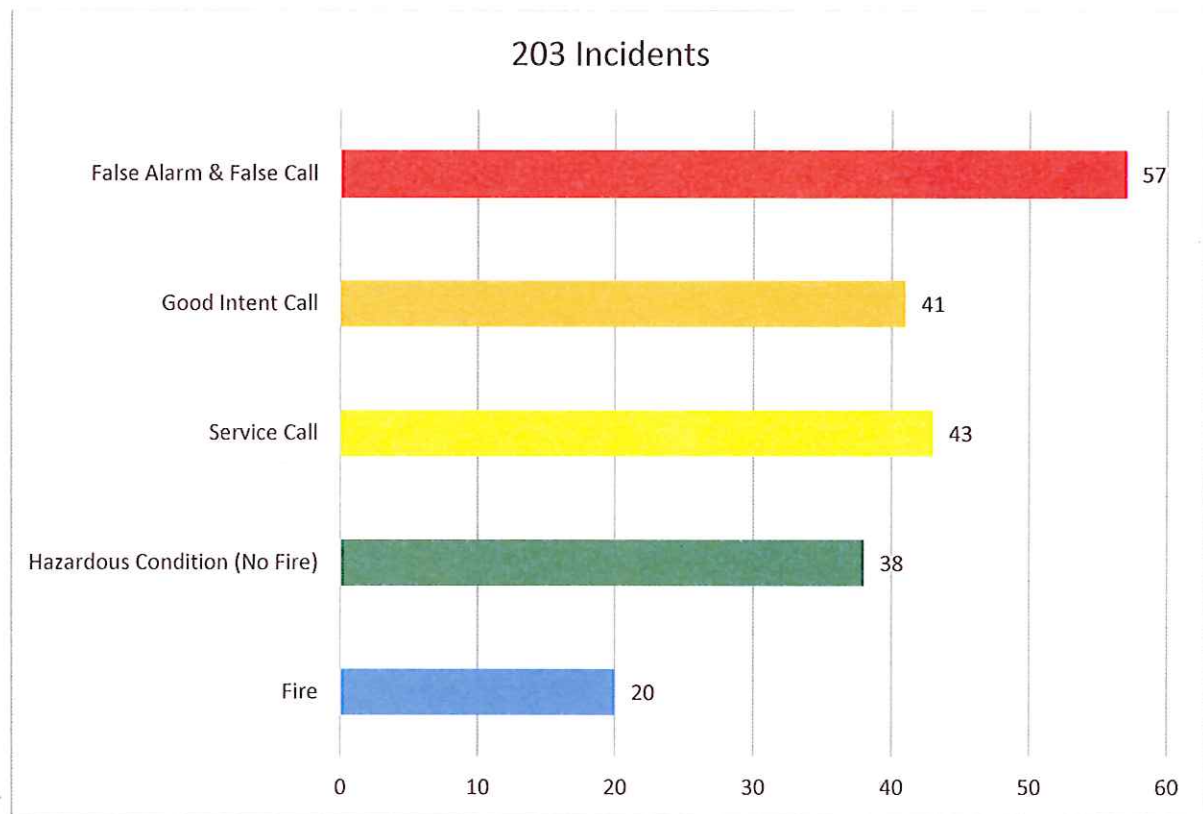
Monthly Fire Response Report

June 2019



Total Fire Response: 203
Total Structure Fires: 9
Total Estimated Dollar Loss (Property and Contents): \$60,950

Top 5 Fire Responses





Bloomington Fire Dept.

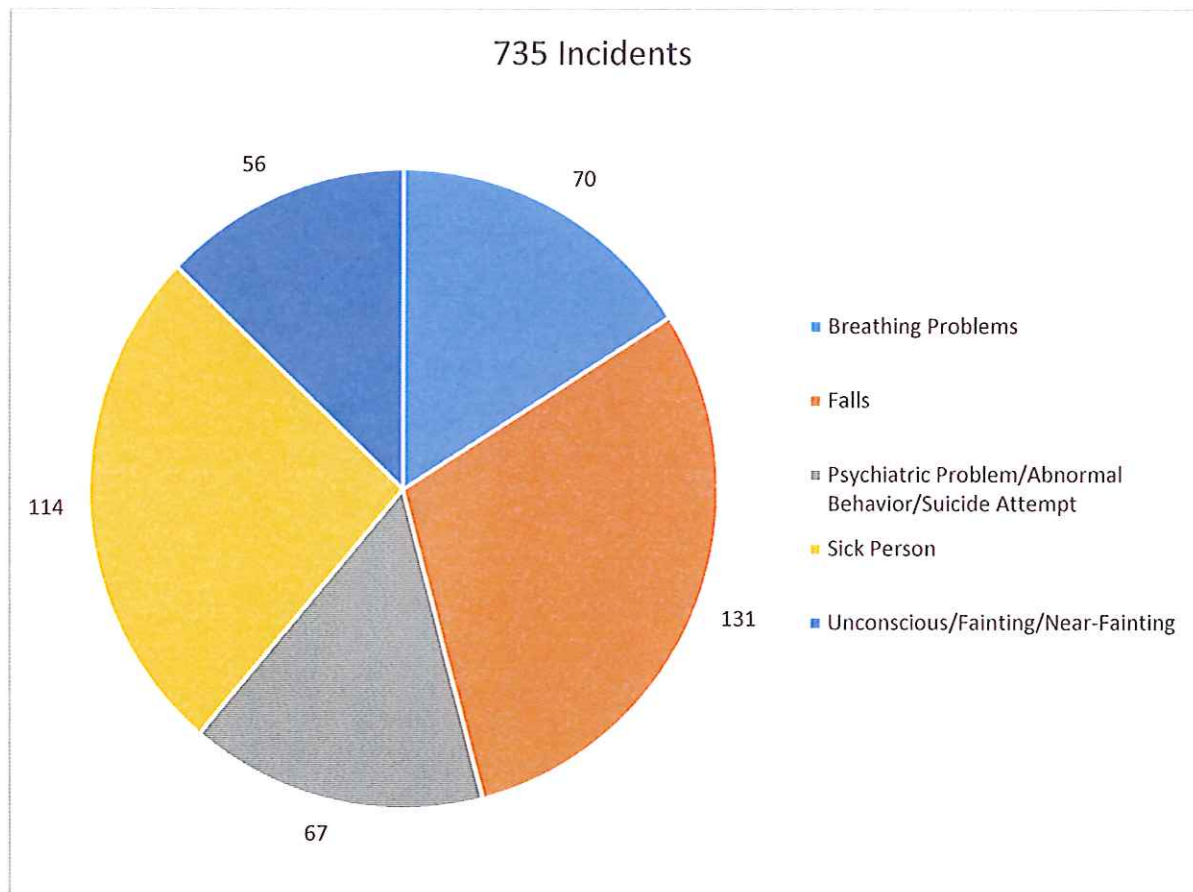
Monthly EMS Response Report

June 2019



Total EMS Response: 735
Total Patients: 709
Total Transported: 570

Top 5 EMS Responses

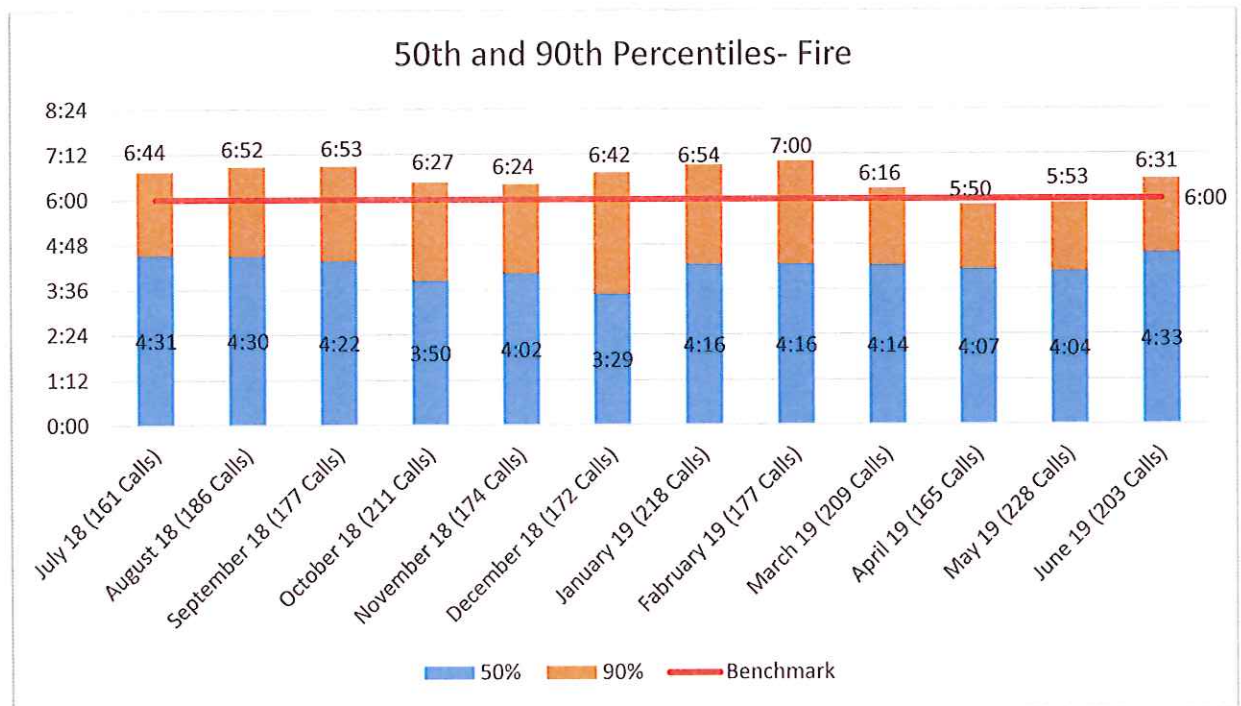
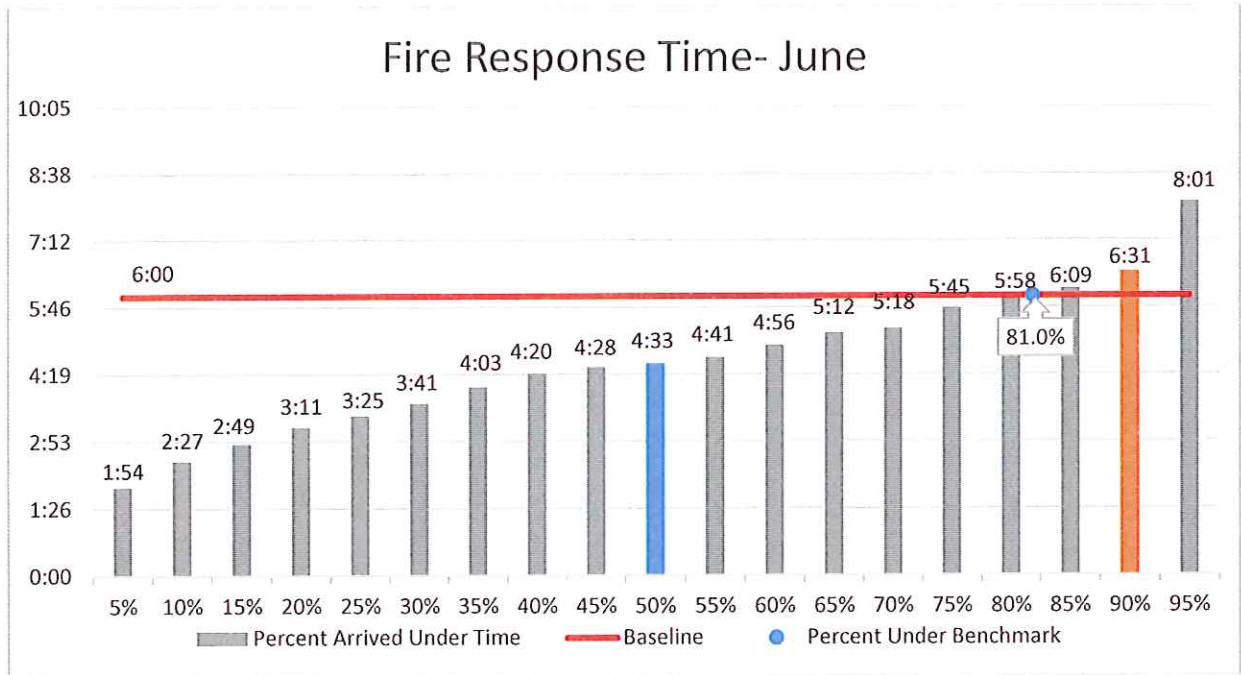




Bloomington Fire Dept.

Fire Response Times

June 2019

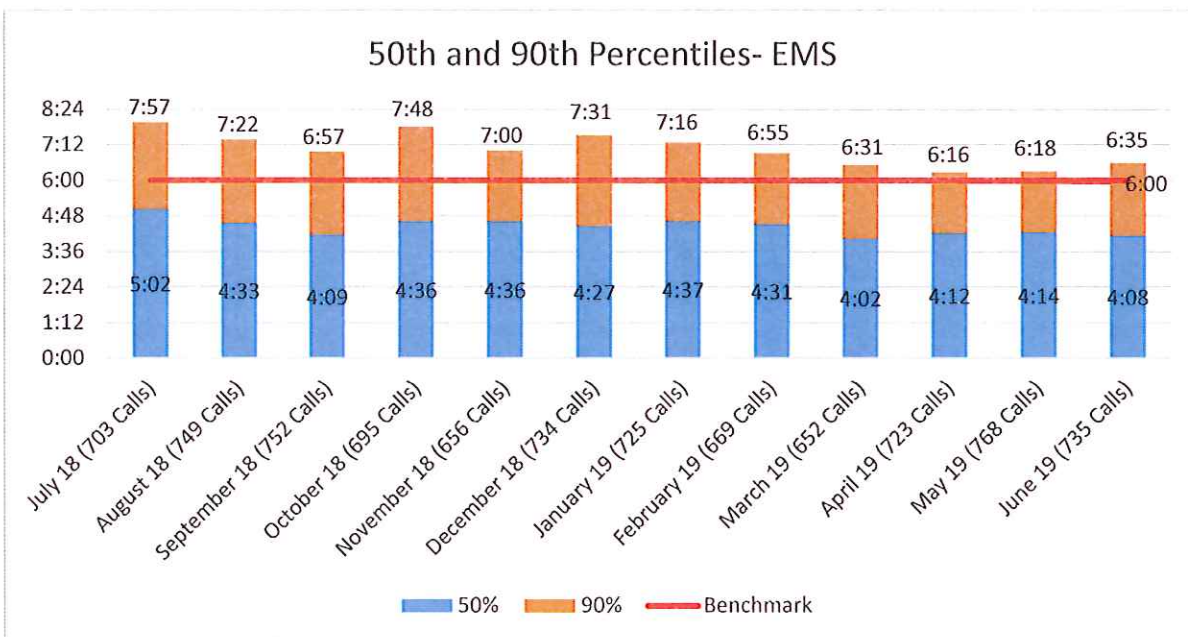
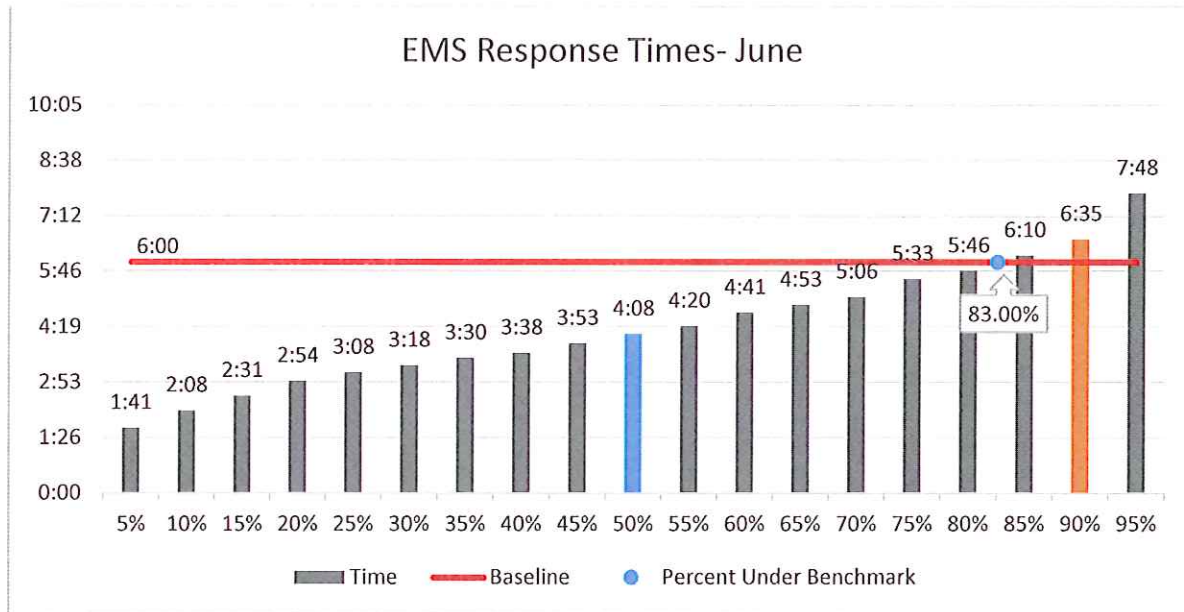




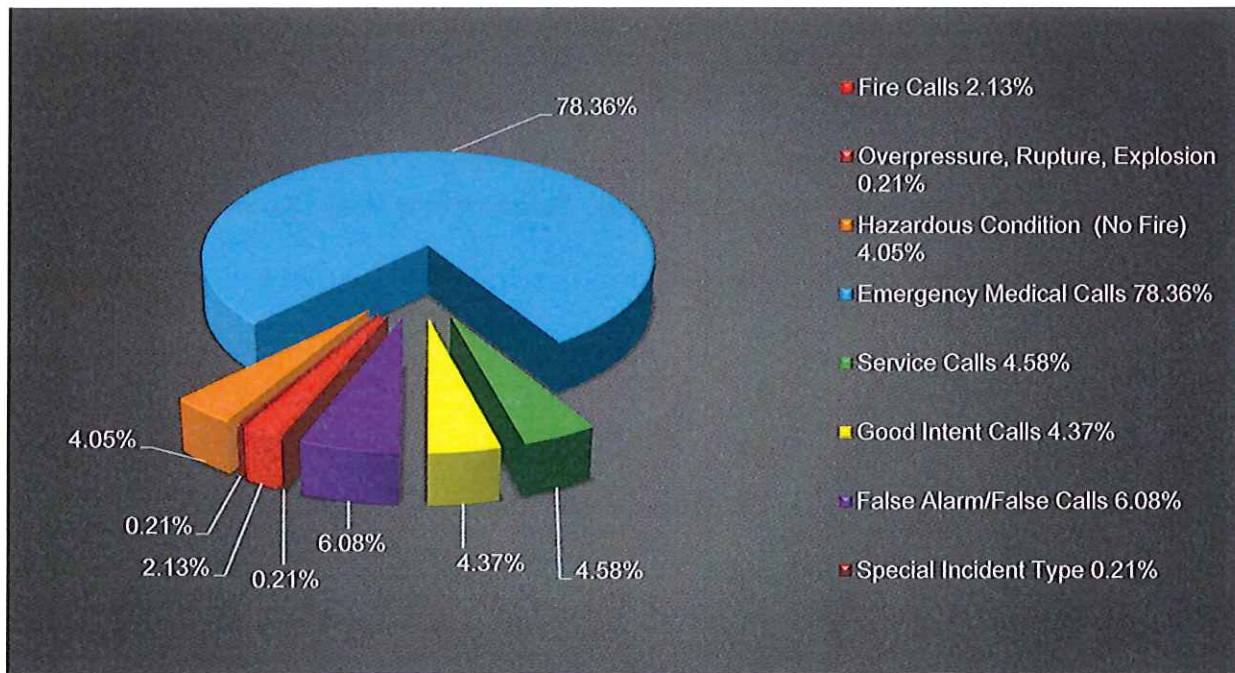
Bloomington Fire Dept.

EMS Response Times

June 2019



June 2019 Operations Report



June continued to be a busy month for the department. The department responded to 938 calls for service, this was 58 less incidents than we responded to in May. Of the 938 incidents, 735 or 78.36% were EMS related and 203 or 21.64% were fire related. Total estimated Fire Loss for the month was \$60,950. We had one significant fire in the month which resulted in an estimated \$45,000 loss.

For the first half of the year the department has responded to 5473 calls for service this is 140 more than what we had responded to in 2018.

The department had an ambulance respond to Hardin, Illinois at the request of MABAS. On June 27th we sent 2 members in Medic 3 along with unit and personnel from Normal Fire Department to assist with providing EMS service to areas that were or have been flooded. The request indicated that the deployment would continue till July 10th.

The department averaged 31.2 incidents per day.

Department fire investigators investigated 2 fires in June.

Engine 1 was the busiest fire apparatus with 175 runs.

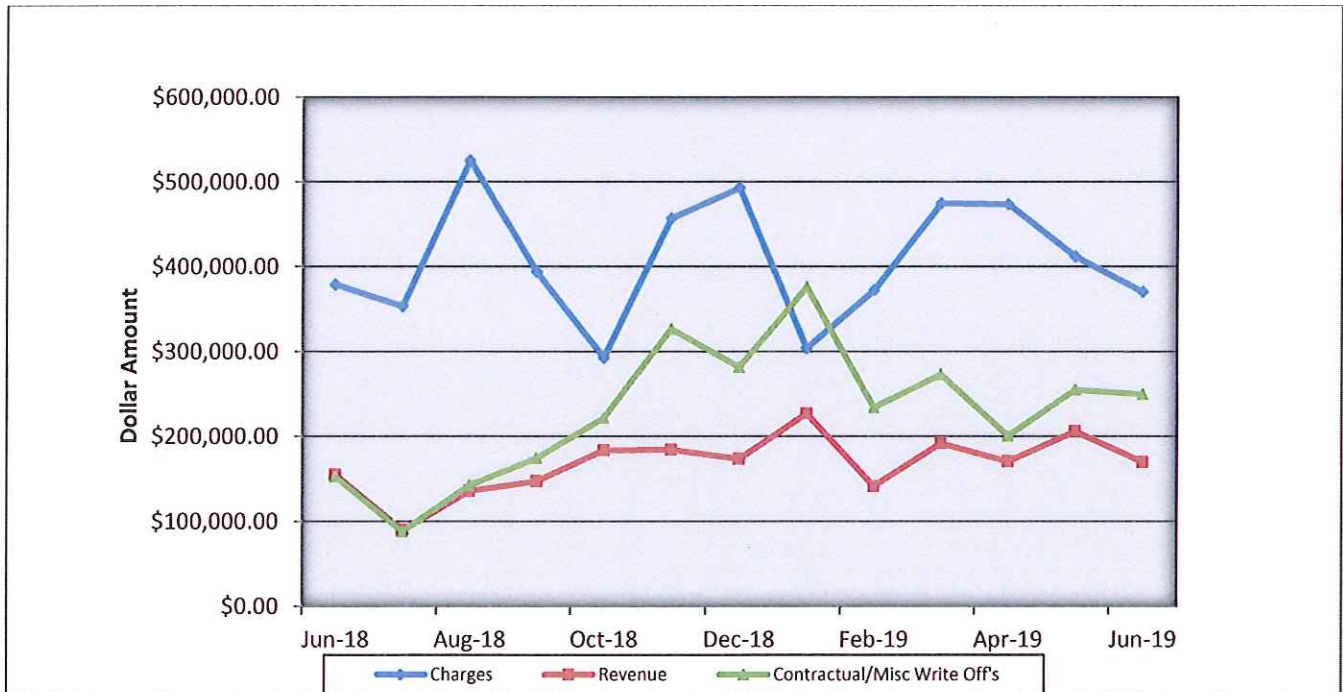
Medic 1 was the busiest ambulance with 294 runs.

Saturday was our busiest days of the week with 152 incidents over the month.

3:00 pm to 4:00 pm was our busiest time of the day.

Bloomington Fire Dept EMS Billing

Fiscal Year 2018/2019



- Charges represent billings for emergency transports, intercepts, and ambulance standby's.
- Revenue represents the amount of revenue collected for emergency transports, intercepts, and ambulance stand by's.
- Contractual/Miscellaneous Write Off's- are the combination of contractual allowances and miscellaneous write off's. Contractuals are the amounts above what federal and state mandated carriers allow for EMS services. Miscellaneous write off's include Financial Hardships, Bankruptcies, Small Balances, Workman's Compensation, and Incarcerated Patients.
- Bad Debt-Write off's on the accounts forwarded to a third party collection agency for further collection processing \$63,395.75

Totals Breakdown

Charge total-\$370,534.09

Revenue-\$170,036.46

Contractuals/Miscellaneous Write Offs-\$249,644.94

Charge Type Detail Report (Trip Date)

Period IS 201906 OR -201906; AND Company IS City of Bloomington

	<u>Count</u>	<u>Dollars</u>
City of Bloomington		
ALS Emergency		
BLFD ALS Emergency Base Rate	161.0	129,823.96
Totals For Type: ALS Emergency	161.0	\$ 129,823.96
ALS Emergency II		
BLFD ALS II Emergency Base Rat	5.0	4,522.30
Totals For Type: ALS Emergency II	5.0	\$ 4,522.30
BLS Emergency		
BLFD BLS Emergency Base Rate	305.0	204,944.75
Totals For Type: BLS Emergency	305.0	\$ 204,944.75
Mileage		
BLFD Mileage	1,442.5	23,268.56
Totals For Type: Mileage	1,442.5	\$ 23,268.56
Misc Fee		
Credit balance applied	246.0	2.46
Interest	8,685.0	86.85
Totals For Type: Misc Fee	8,931.0	\$ 89.31
Misc. Services		
BLFD ALS Intercept Fee	6.0	1,866.44
BLFD ALSII Intercept Fee	3.0	1,357.32
BLFD Standby HS Sport Event	1.0	220.00
BLFD Stby Medic Event 15 min	55.0	3,437.50
Totals For Type: Misc. Services	65.0	\$ 6,881.26
Misc. Supplies		
BLFD Oxygen	41.0	802.37
Totals For Type: Misc. Supplies	41.0	\$ 802.37
Treatment No Transport		
BLFD Treatment no transport	1.0	201.58

RescueNet™ Reporting

Charge Type Detail Report (Trip Date)

Period IS 201906 OR -201906; AND Company IS City of Bloomington

	<u>Count</u>	<u>Dollars</u>
City of Bloomington (cont.)		
Totals For Type: Treatment No Transport	1.0	\$ 201.58
Totals For Company: City of Bloomington	10951.5	\$370,534.09
Report Totals:	10,951.5	\$ 370,534.09

**Bloomington Comparison Report
June 2019**

	Current Month 06/2019	Previous Year 06/2018	Previous Month 05/2019
Charges			
BLS	305	300	318
ALS	161	188	205
ALS II	5	7	2
Charge Totals	\$370,534.09	\$379,001.63	\$412,227.50
Payments			
Payments	\$170,036.46	\$155,066.10	\$206,326.33
Bad Debt W/O	\$63,395.75	\$57,072.66	\$25,177.21
Cont/Misc W/O	\$249,644.94	\$153,082.30	\$255,371.09



Bloomington Fire Department

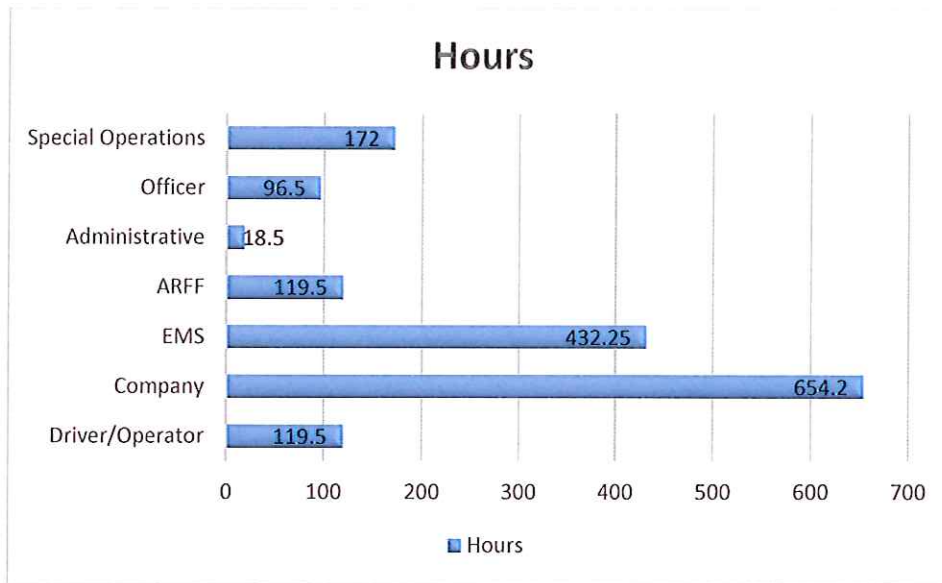
Chief: Brian Mohr

Training Officer: Capt. Carl Reeb



Training Report for June 2019

Total Training Hours – 1612.45 Last year – 1765.00 hrs. YTD – 9,754.83 hrs



Administrative/Compliance

Operational Memos

Compliance classes

EMS Training

Patients with Autism

Driver Operator

2nd Quarter Driving

Spec/Ops. Training

Vehicle Extrication

ARFF

Fire Fighting Operations

Fire Extinguishing Agents

Airport Disaster Drill

Fire Officer Training

Officer Meetings

HAZMAT

No Hazmat Training

Company Training

Officer Lead Drills, Preplan Field Work, Preplan classes, SOP Review/Test,

"Dedicated to our Community, our Profession and Each Other"

-Since 1868-



Bloomington Fire Department

Chief: Brian Mohr

Training Officer: Capt. Carl Reeb



Training Report for June 2019

Field Training Experiences – working up a classification

As a Battalion Chief – 324.00 hours

As a Captain – 1,240.00 hours

As an Engineer – 1,767.17.00 hours

Total Field Training Experiences – 3,331.17 hours

YTD – 13,870.76 hours

Department Hosted Training Classes –

YTD - 2 classes

Outside the Department Training Classes in April –

Vehicle Machinery Operations (Romeoville, IL) – Capt. Matt Bozarth, Eng. Jason Anglin, FF Christian Merkau, and FF Matt Musson (40hrs/person)

International Trauma Life Support (Peoria, IL) – Probationary FF Michael McPherson (16hrs)

Company Fire Officer (Romeoville, IL) – FF Sean Morrison (40hrs)

Cargo ARFF (Dallas, TX) – Eng. Chad Cusac, FF Josh Rich (24hrs/person)

Truck Company Operations (Orlean Park, IL), FF Steve Somerfield (24hrs)

TECC (Champaign/Urbana, IL) – FF Rich Batka and FF Jim Buenrostro (16hrs/person)

Total Outside Training Hours – 264 hours

YTD – 1,678.00 hours

OSFM Certifications Earned –

Advanced Tech. Fire Fighter-

Eng. Jason Anglin

Capt. Matt Bozarth

FF Thomas (Trey) Conley

FF Clayton Matteson

“Dedicated to our Community, our Profession and Each Other”

-Since 1868-



Bloomington Fire Department

Chief: Brian Mohr

Training Officer: Capt. Carl Reeb



Training Report for June 2019

FF Jonathon Powell

FF Nicholas Shaver

Vehicle Machinery Operations (VMO)

Eng. Jason Anglin

Capt. Matt Bozarth

FF Matt Musson

FF Kyle Tieman

Fire Service Instructor 1

FF Andrew Coe

FF Joshua Kreml

Fire Service Instructor 2

Eng. Jason Anglin

Capt. Matt Bozarth

Fire Officer 1

Eng. Jason Anglin

Capt. Matt Bozarth

FF James Buenrostro

FF Paul Czapar

FF Eric Hall

FF Dennis Hoyland

FF Clayton Matteson

FF Jeff Moran

FF Darcy Shreves

"Dedicated to our Community, our Profession and Each Other"

-Since 1868-



Bloomington Fire Department

Chief: Brian Mohr

Training Officer: Capt. Carl Reeb



Training Report for June 2019

FF Tyson Shultz

Fire Officer 2

Eng. Jason Anglin

Capt. Matt Bozarth

Fire Investigator

FF Andrew Coe

EMS Preceptor Hours –

This Month 105 hours YTD – 380.5 hours

Respectfully Submitted by

Captain Carl Reeb – Training Officer

“Dedicated to our Community, our Profession and Each Other”

-Since 1868-