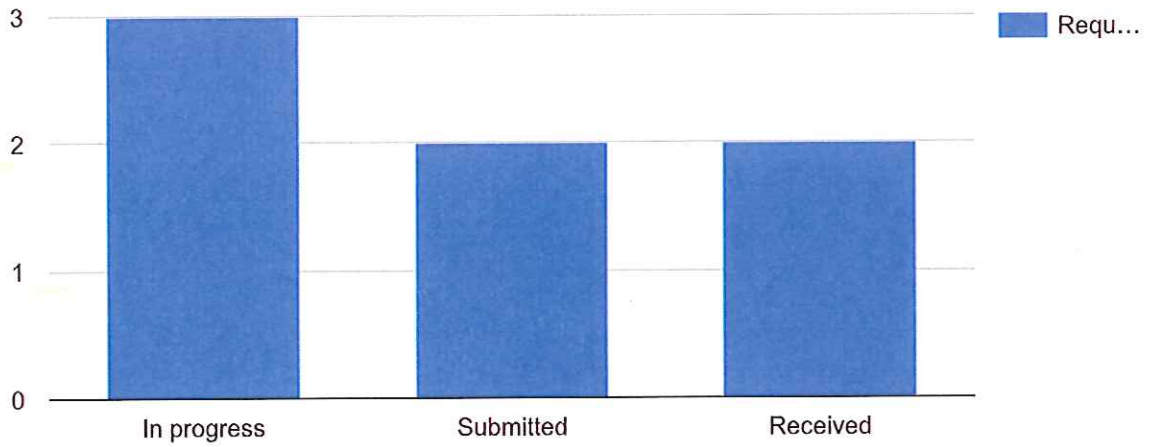


Facilities Open Work Orders - Monthly Report

APPLIED FILTERS



Date range: **Apr 1, 2019 - Apr 30, 2019**
Department: **Facilities**
Keyword: **All**
Request Type: **All**
Status: **Other, In Progress, Received, Submitted**



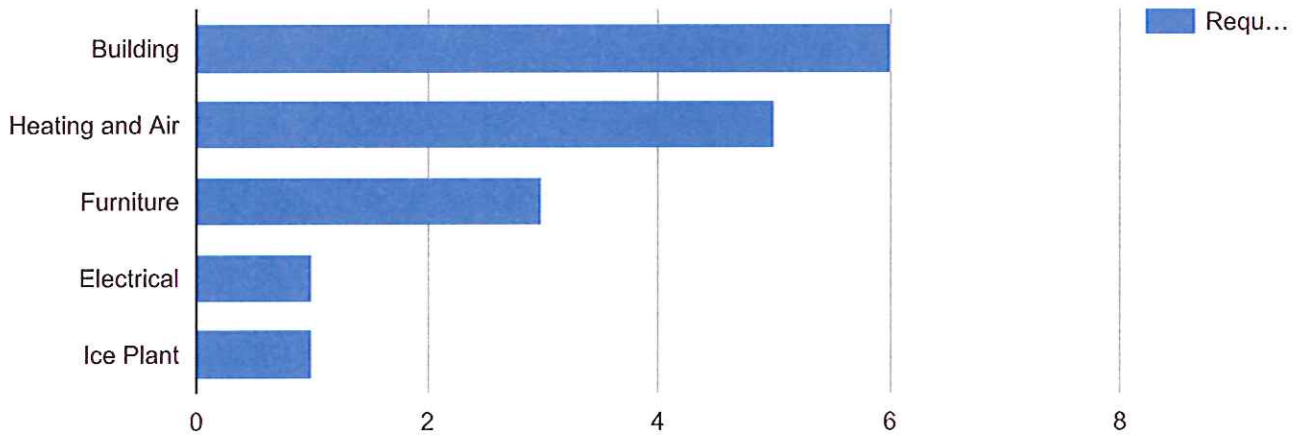
Status	Requests	Percent
In progress	3	42.9%
Submitted	2	28.6%
Received	2	28.6%

Facilities Closed Projects by Type

APPLIED FILTERS



Date range: **Apr 1, 2019 - Apr 30, 2019**
 Department: **Facilities**
 Request Type: **All**
 Status: **Closed**
 Service Type: **Project**
 Building: **All**



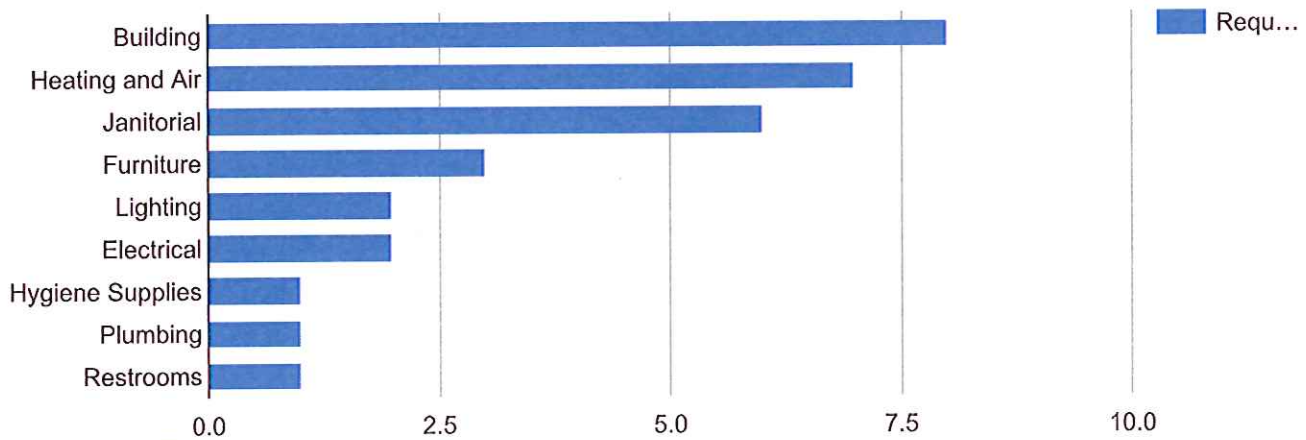
Request Type	Requests	Percent
Building	6	37.5%
Heating and Air	5	31.3%
Furniture	3	18.8%
Electrical	1	6.3%
Ice Plant	1	6.3%

Facilities Closed Work Orders - City Hall

APPLIED FILTERS



Date range: **Apr 1, 2019 - Apr 30, 2019**
 Department: **Facilities**
 Keyword: **All**
 Request Type: **All**
 Status: **Closed**
 Address: **109 East Olive**



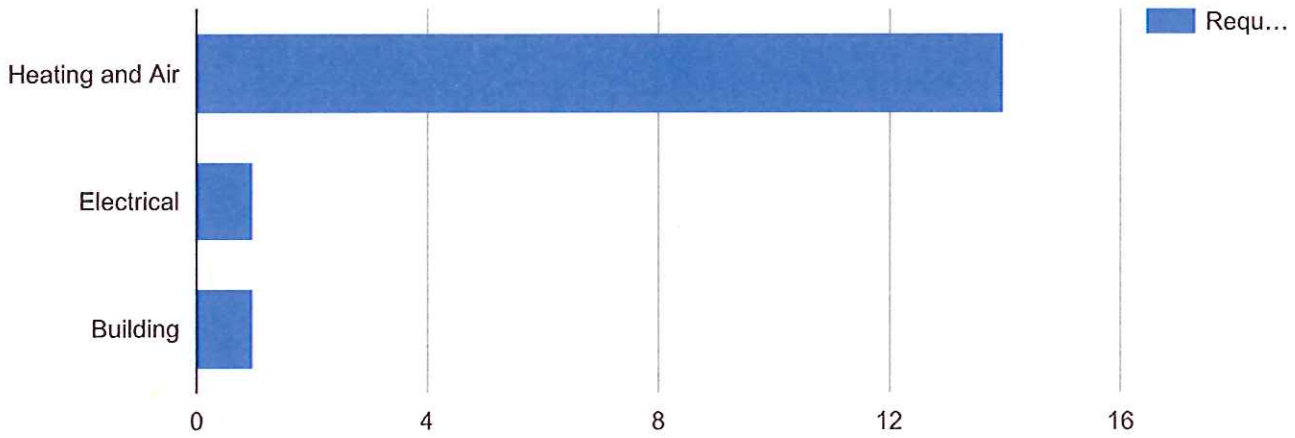
Request Type	Requests	Percent
Building	8	25.8%
Heating and Air	7	22.6%
Janitorial	6	19.4%
Furniture	3	9.7%
Lighting	2	6.5%
Electrical	2	6.5%
Hygiene Supplies	1	3.2%
Plumbing	1	3.2%
Restrooms	1	3.2%

Facilities Closed Work Orders - Police Admin

APPLIED FILTERS



Date range: **Apr 1, 2019 - Apr 30, 2019**
Department: **Facilities**
Keyword: **All**
Request Type: **All**
Status: **Closed**
Address: **305 South East**




Request Type	Requests	Percent
Heating and Air	14	87.5%
Electrical	1	6.3%
Building	1	6.3%

Facilities Closed Work Orders - Public Works

APPLIED FILTERS



Date range: **Apr 1, 2019 - Apr 30, 2019**
Department: **Facilities**
Keyword: **All**
Request Type: **All**
Status: **Closed**
Address: **401 1/2 South East, 401 South East, 336 South Main**



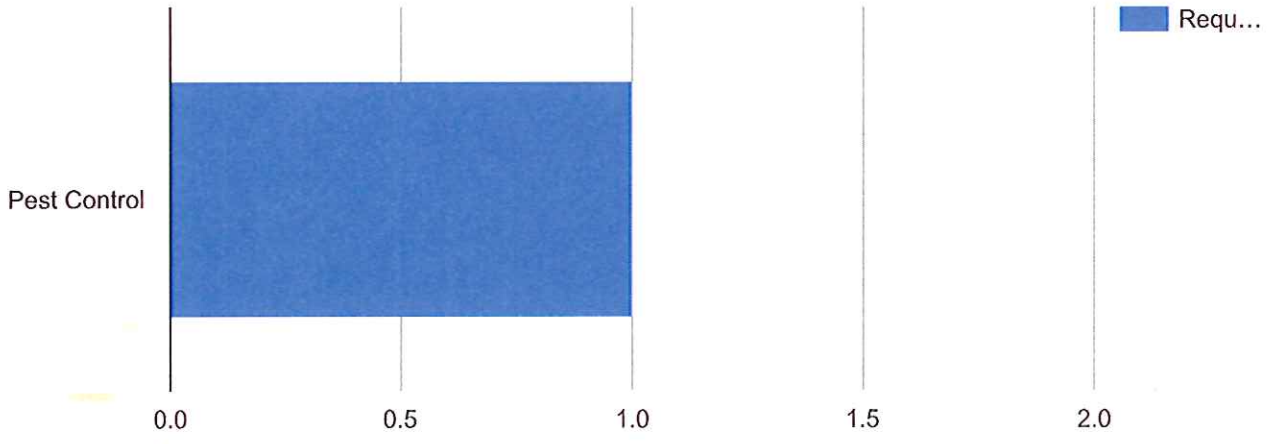
Request Type	Requests	Percent
Plumbing	1	50.0%
Building	1	50.0%

Facilities Closed Work Orders - Records Storage

APPLIED FILTERS



Date range: **Apr 1, 2019 - Apr 30, 2019**
Department: **Facilities**
Keyword: **All**
Request Type: **All**
Status: **Closed**
Address: **301 East Jackson Street**



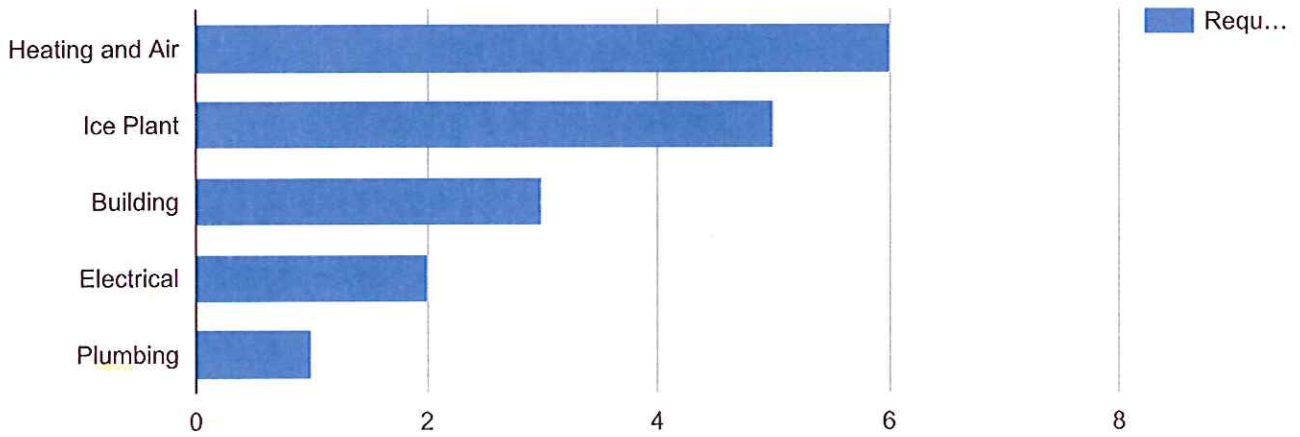
Request Type	Requests	Percent
Pest Control	1	100.0%

Facilities Closed Work Orders - Arena

APPLIED FILTERS



Date range: **Apr 1, 2019 - Apr 30, 2019**
Department: **Facilities**
Keyword: **All**
Request Type: **All**
Status: **Closed**
Address: **101 South Madison**




Request Type	Requests	Percent
Heating and Air	6	35.3%
Ice Plant	5	29.4%
Building	3	17.6%
Electrical	2	11.8%
Plumbing	1	5.9%

Facilities Closed Work Orders - Government Center

APPLIED FILTERS



Date range: **Apr 1, 2019 - Apr 30, 2019**
Department: **Facilities**
Keyword: **All**
Request Type: **All**
Status: **Closed**
Address: **115 East Washington**



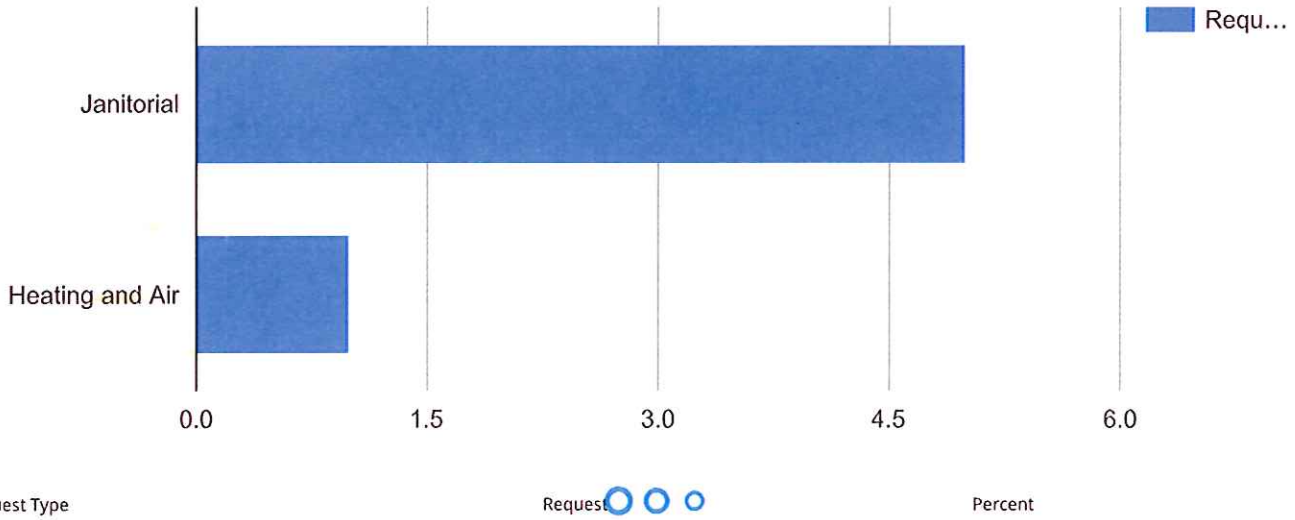
Request Type	Requests	Percent
Building	2	100.0%

Facilities Closed Work Orders - Arena Garage

APPLIED FILTERS



Date range: **Apr 1, 2019 - Apr 30, 2019**
Department: **Facilities**
Keyword: **All**
Request Type: **All**
Status: **Closed**
Address: **205 South Roosevelt**

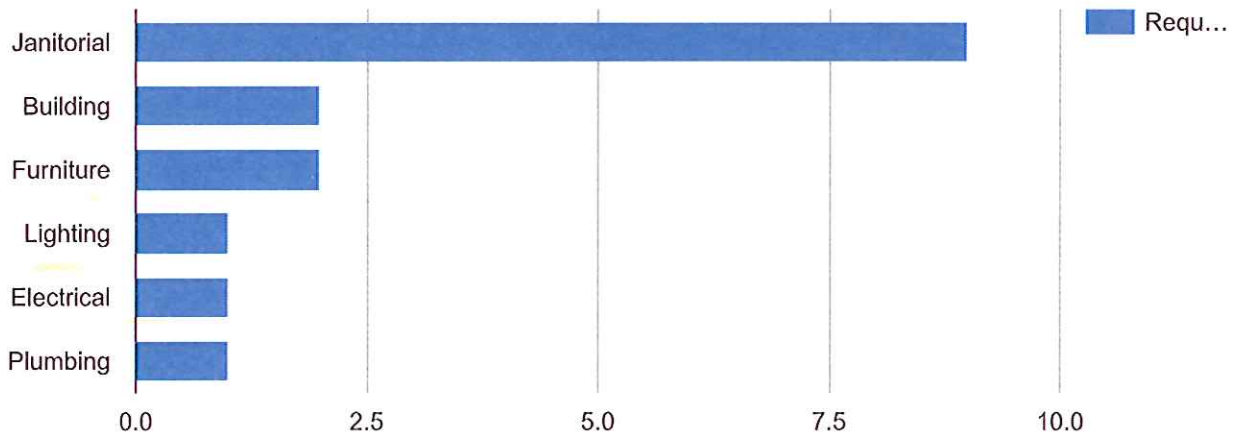


Facilities Closed Work Orders - Lincoln Garage

APPLIED FILTERS



Date range: **Apr 1, 2019 - Apr 30, 2019**
Department: **Facilities**
Keyword: **All**
Request Type: **All**
Status: **Closed**
Address: **101 East Front**



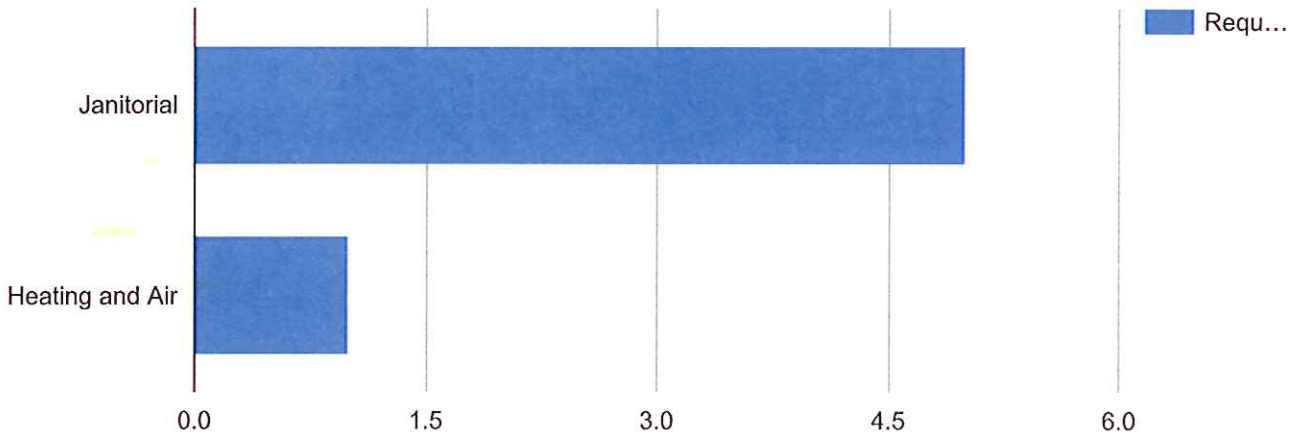
Request Type	Requests	Percent
Janitorial	9	56.3%
Building	2	12.5%
Furniture	2	12.5%
Lighting	1	6.3%
Electrical	1	6.3%
Plumbing	1	6.3%

Facilities Closed Work Orders - Market Garage

APPLIED FILTERS



Date range: **Apr 1, 2019 - Apr 30, 2019**
Department: **Facilities**
Keyword: **All**
Request Type: **All**
Status: **Closed**
Address: **400 North Center**



Request Type	Requests	Percent
Janitorial	5	83.3%
Heating and Air	1	16.7%