

Engineering Section

Engineering Permits	
Overweight Loads	9
Amount Collected	\$550
Amount Waived	\$0
Dumpster/Traffic Control/Excavation/Erosion	4
Amount Collected	\$190
Amount Waived	\$0
Erosion Control / Complaints Report	
New / Maintenance Erosion Control Inspections	55
New Erosion / Storm Water Complaints	22
Inspection & Complaint Files Closed	4

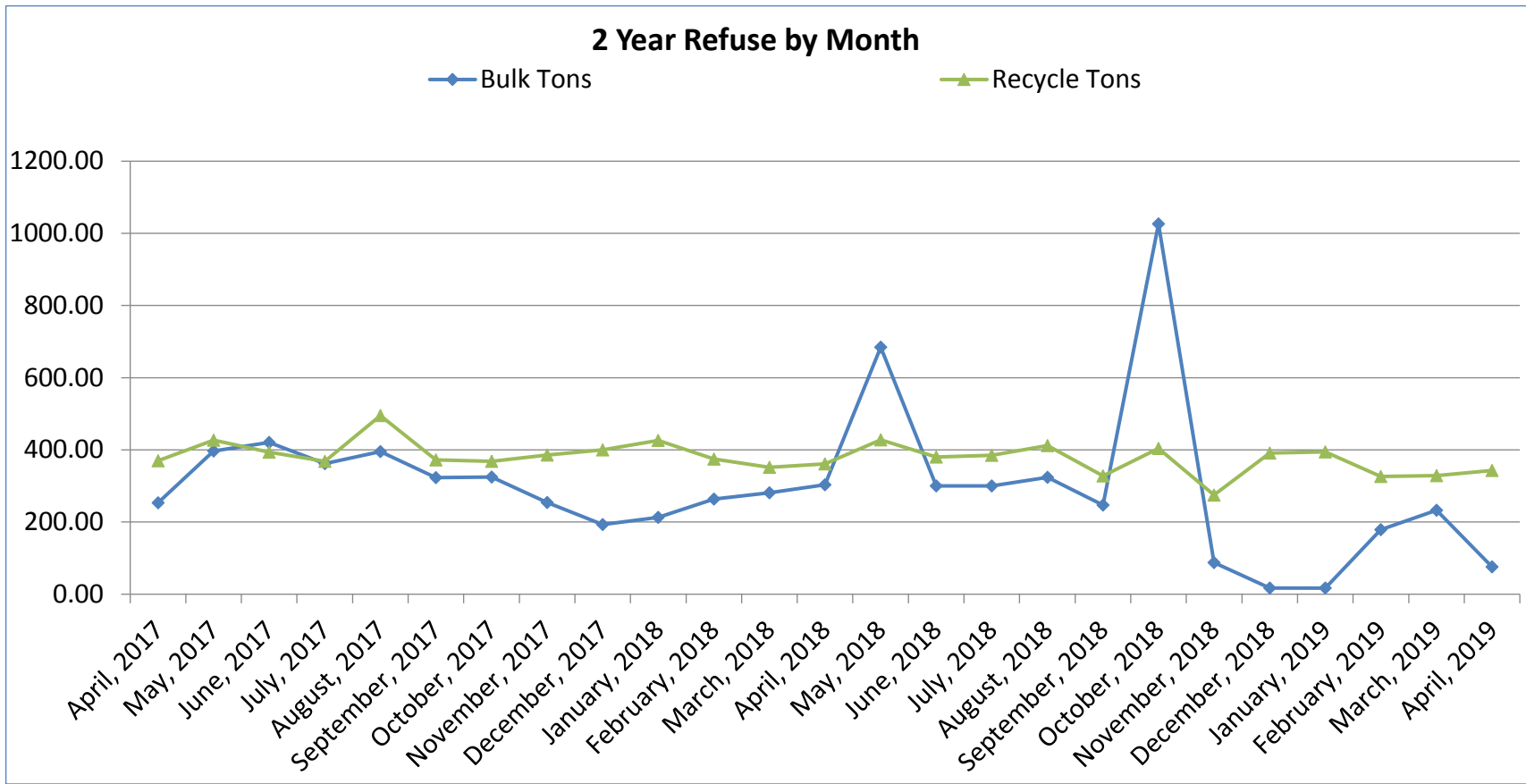
Streets & Sewers Section

Productivity			
Reported Potholes	324	Hot Asphalt	1
Water Ditches	17	Permanent Concrete Patch	4
Mailboxes	40	Sidewalks	0
Inlets	2	Sump Pump Drain Line	0
Manhole Repairs	4	Cave-Ins	7
Pavement Repairs	0	Curb Repair	0
Contractor Ditches	0	Backfill Seed	10

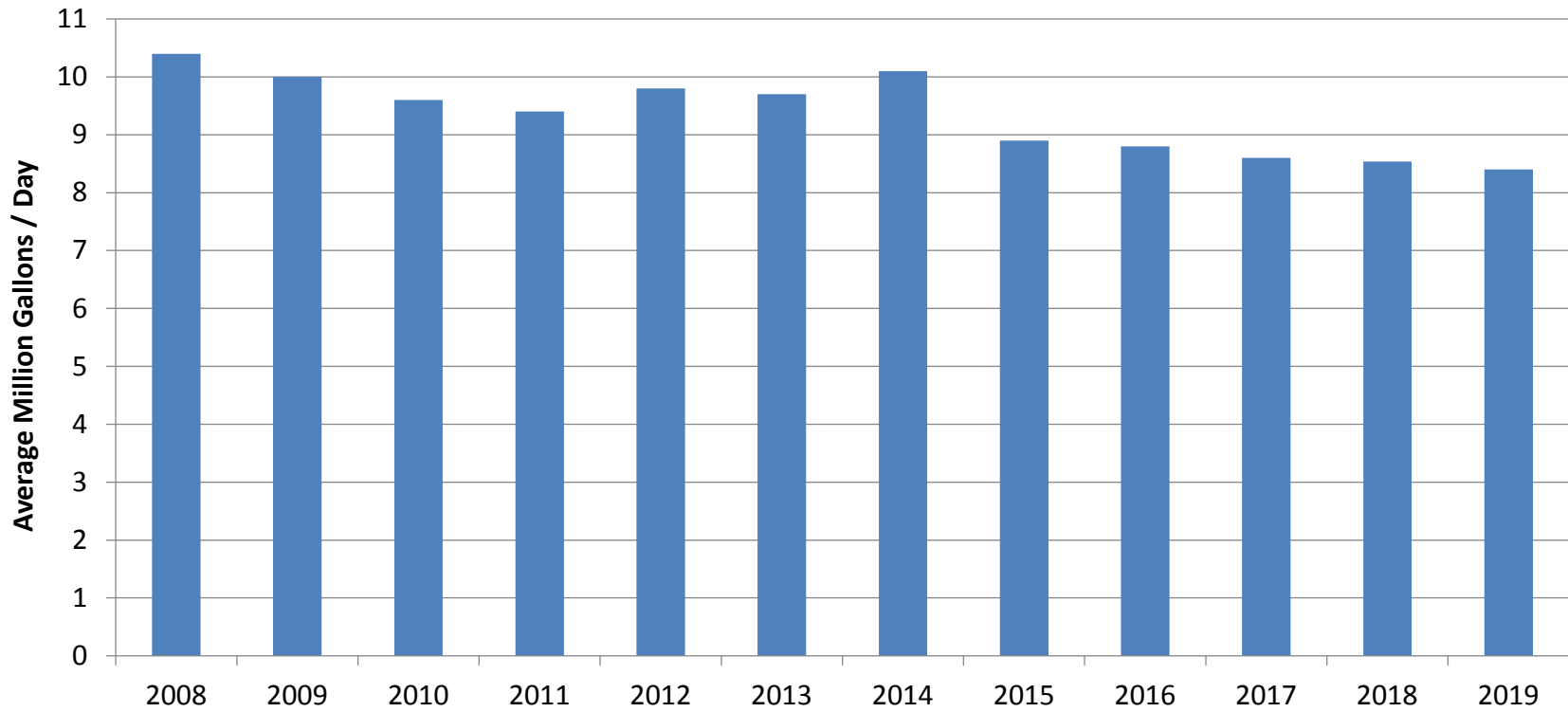
Fleet Section

Productivity	April 2018		April 2019	
Work Orders	299		360	
Total Repair Orders Closed	267		315	
Preventative Maintenance	32		45	
Gasoline	April 2018		April 2019	
Total Gallons	18,622		17,444	
Total Cost	\$43,416		\$39,016	
Average Price per Gallon	\$2.33		\$2.24	
Diesel	April 2018		April 2019	
Total Gallons	14,591		13,874	
Total Cost	\$38,047		\$34,660	
Average Price per Gallon	\$2.61		\$2.50	

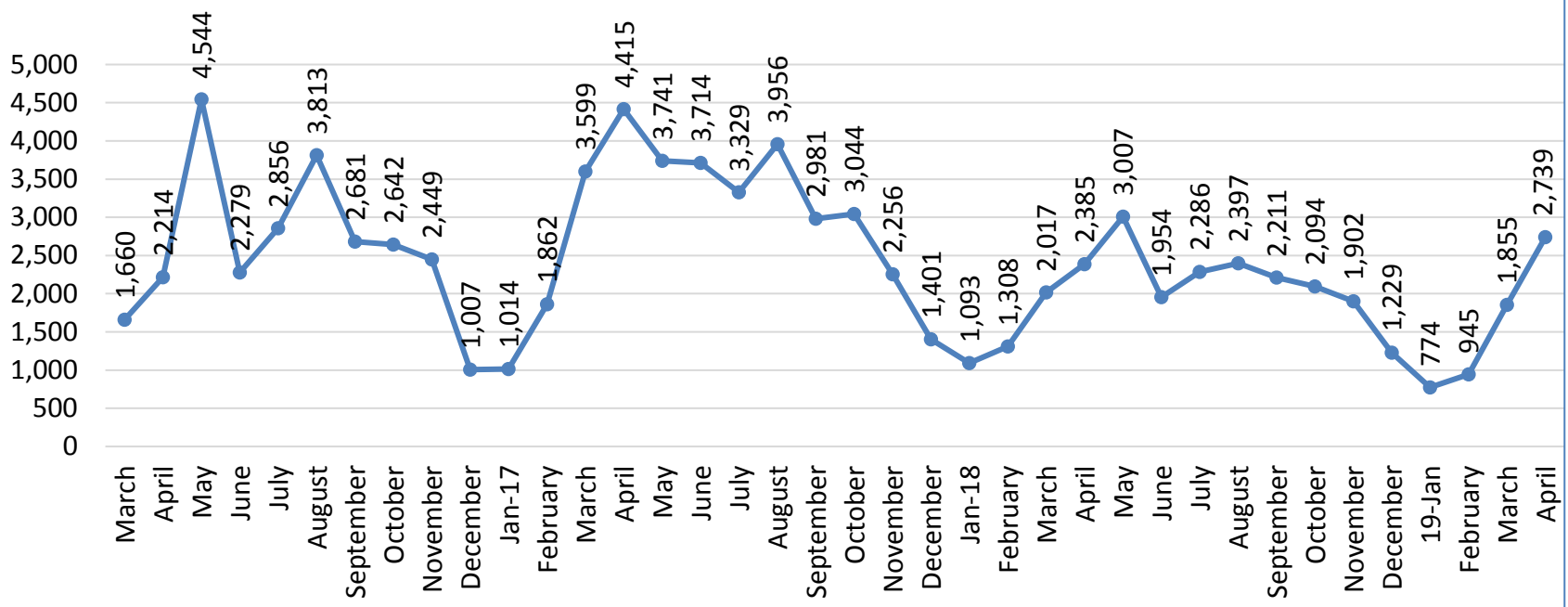
Expenditures	Month	Fiscal YTD	Budgeted	FY %
Parts	\$59,442	\$609,694	\$621,777	98.06%
Outside Repairs	\$27,428	\$452,639	\$444,054	101.93%
Fuel	\$93,492	\$995,447	\$1,116,104	89.19%



April Pumpage



2016 - 2019 JULIE Tickets Received



2015 - 2019 RF Meter Installations

