

Public Works February 2019

Permits Processed

Engineering Permits	
Overweight Loads	1 for \$60.00
Dumpster/Traffic Control/Excavation/Erosion	4 for \$145.00
Erosion Control/Complaints Report	
New/Maintenance Erosion Control Inspections	53
New Erosion/Storm Water Complaints	5
Inspection & Complaint Files Closed	3

Streets & Sewers Division

REPORTED POTHOLES	172	HOT ASPHALT	-
WATER DITCHES	23	PERM CONCRET PATCH	-
MAILBOXES	6	SIDEWALKS	-
INLETS	-	SUMP PUMP DRAIN LINE	-
MANHOLE REPAIRS	-	CAVE-INS	-
PAVEMENT REPAIRS	-	CURB REPAIR	-
CONTRACTOR DITCHES	-	BACKFILL SEED	-

Fleet Division

	February 2018	February 2019
Work Orders	377	284
Total Repair Orders	334	261
Preventative	42	23

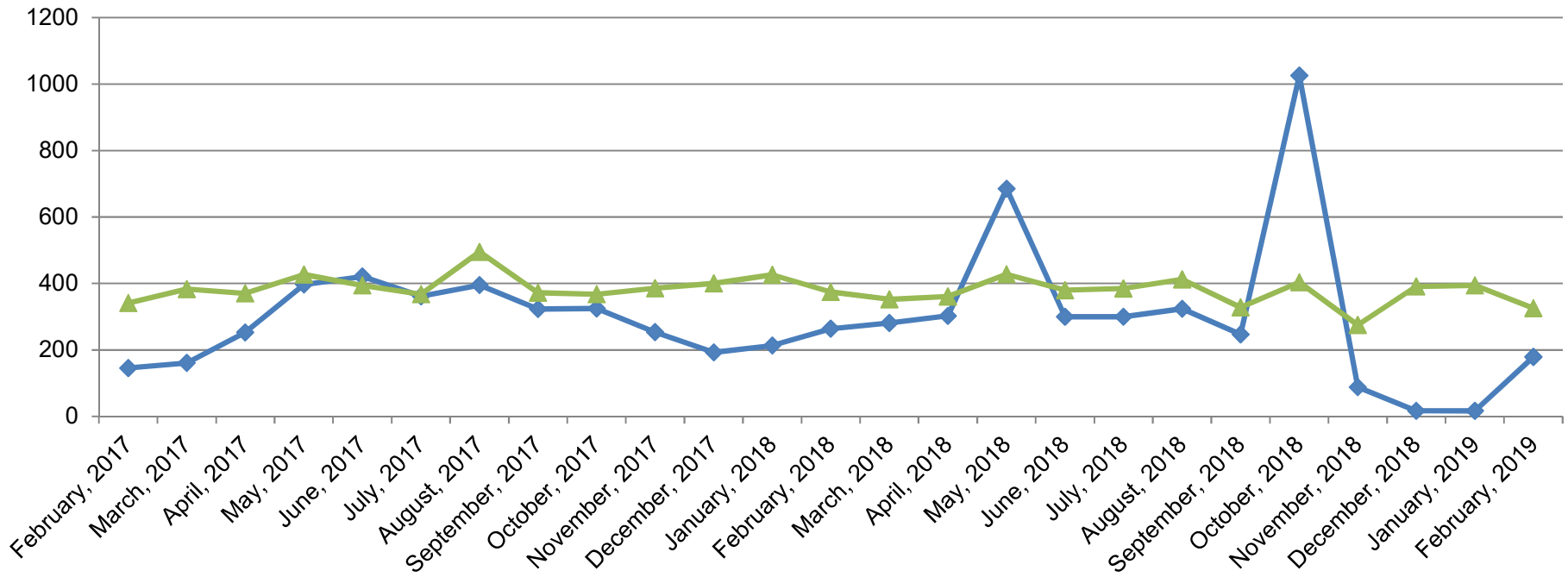
	February 2018	February 2019
Total No Lead Gallons	17,192	16,028
Total Cost	\$32,918	\$31,426
Average Price per	\$1.91	\$1.96

	February 2018	February 2019
Total Diesel Gallons	15,310	13,604
Total Cost	\$37,702	\$32,817
Average Price per	\$2.46	\$2.41

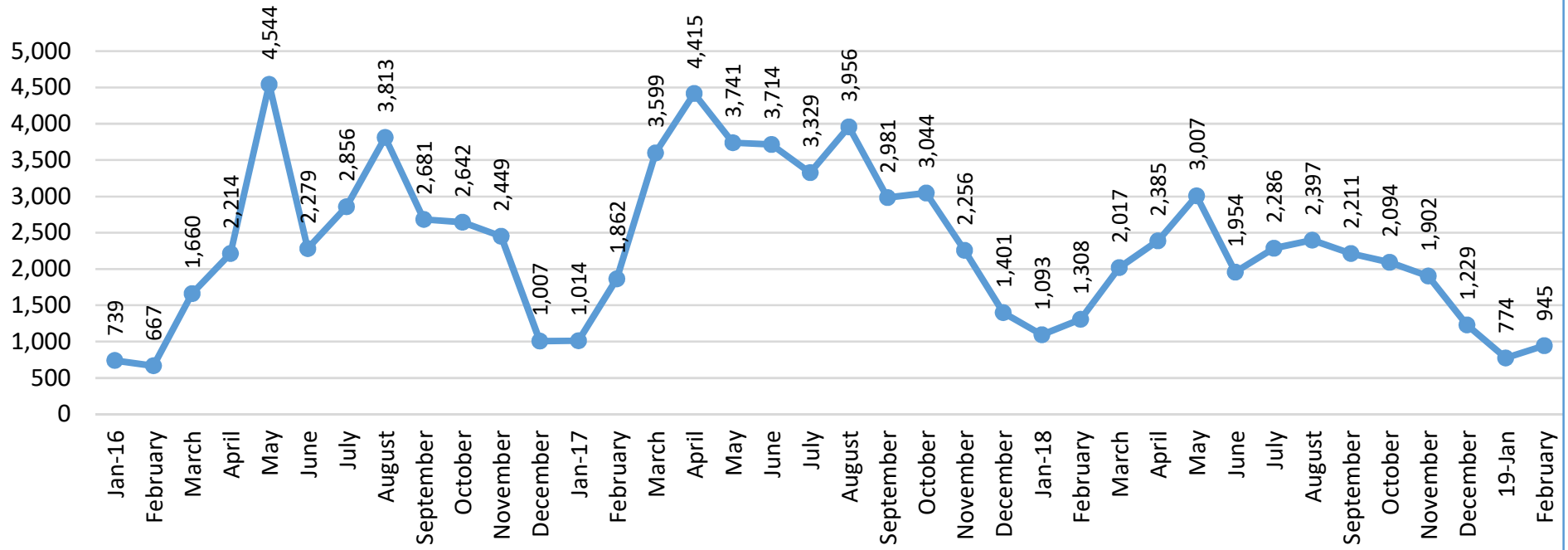
	Month	YTD	Budgeted	FY%
Parts 71710	\$33,860	\$469,945	\$621,777	75.58%
Outside Repairs 70520	\$34,898	\$359,306	\$444,054	80.91%
Fuel 71070	\$83,699	\$816,477	\$1,116,104	73.15%

2 Year Refuse by Month

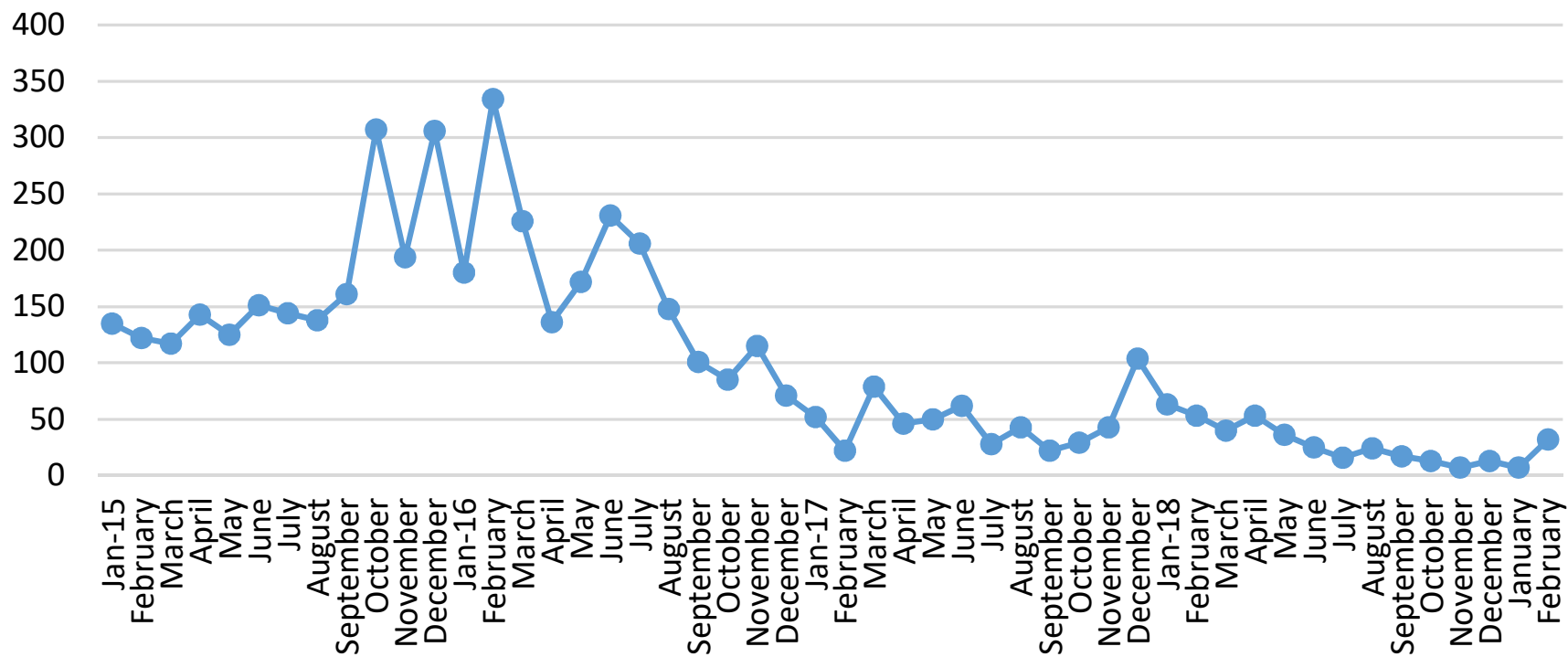
◆ Bulk Tons ▲ Recycle Tons



2016 - 2019 JULIE Tickets Received



2015 - 2019 RF Meter Installations



February Pumpage

