

# Public Works December 2018

## Permits Processed

Engineering Permits	
Overweight Loads	8 issued permits for \$900
Dumpster/Traffic Control/Excavation/Erosion	7 issued permits for \$315 (waived \$0)
Erosion Control/Complaints Report	
New/Maintenance Erosion Control Inspections	44
New Erosion/Storm Water Complaints	8
Inspection & Complaint Files Closed	5

## Streets & Sewers

REPORTED POTHOLES	19	HOT ASPHALT	0
WATER DITCHES	0	PERM CONCRET PATCH	2
MAILBOXES	4	SIDEWALKS	0
INLETS	1	SUMP PUMP DRAIN LINE	0
MANHOLE REPAIRS	1	CAVE-INS	3
PAVEMENT REPAIRS	0	CURB REPAIR	0
CONTRACTOR DITCHES	0	BACKFILL SEED	0

## Fleet Division

	December 2017	December 2018
Work Orders	313	291
Total Repair Orders Closed	277	258
Preventative Maintenance	36	33

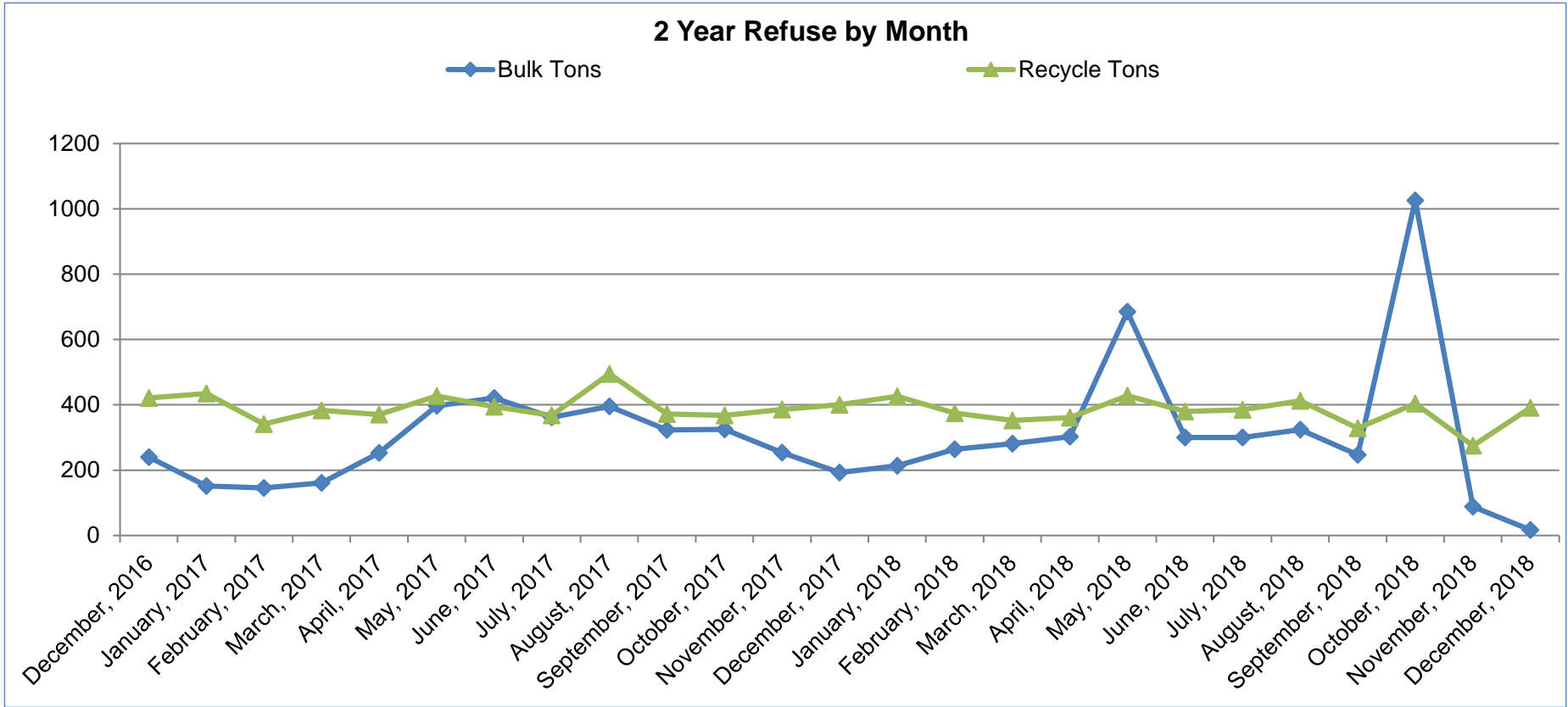
	December 2017	December 2018
Total No Lead Gallons	16,996	14,832
Total Cost	\$33,499	\$26,739
Average Price per Gallon	\$1.97	\$1.80

	December 2017	December 2018
Total Diesel Gallons	17,921	13,992
Total Cost	\$41,204	\$30,391
Average Price per Gallon	\$2.30	\$2.18

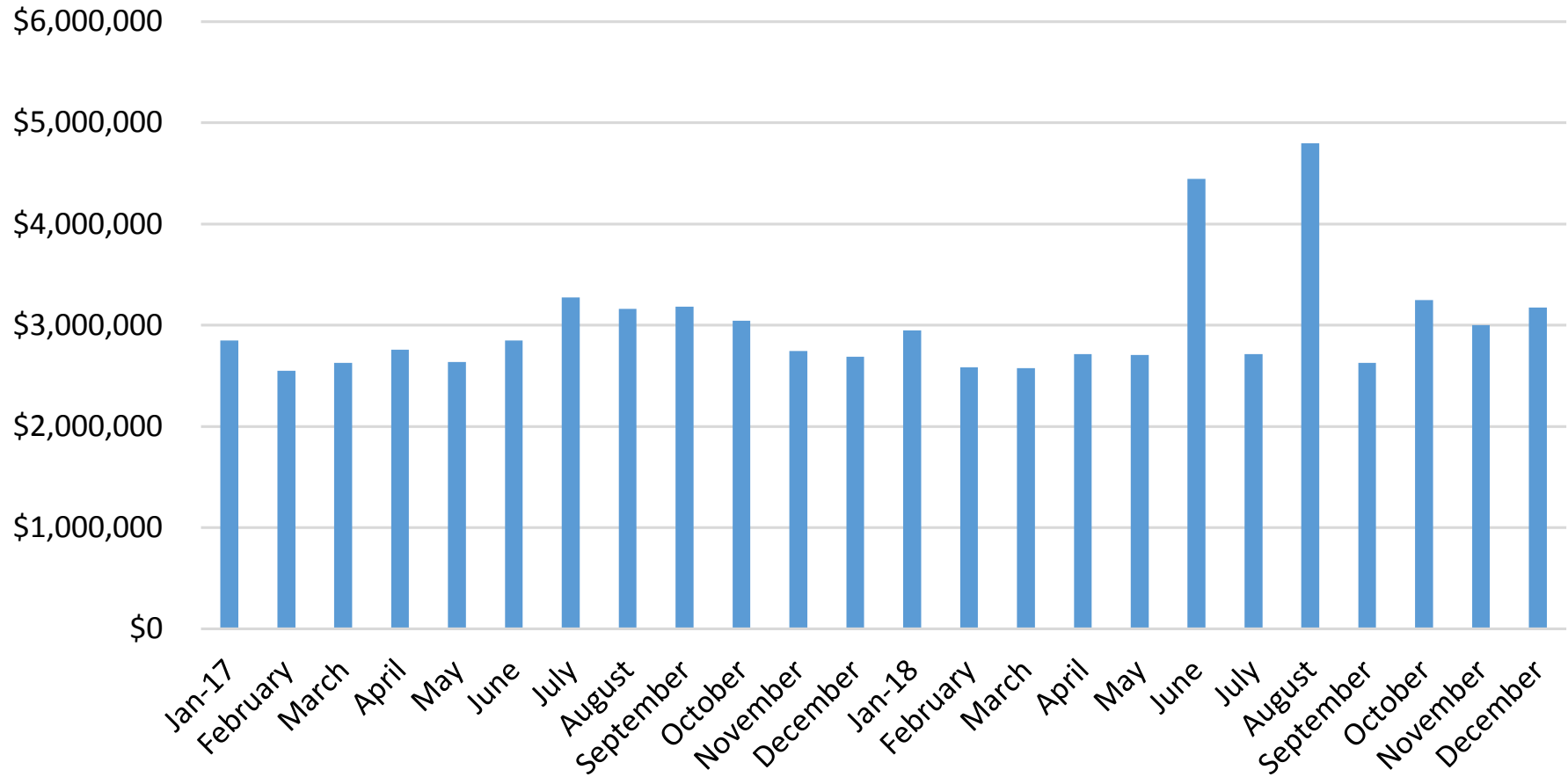
	Month	YTD	Budgeted	FY%
Parts 71710	\$18,584	\$345,193	\$621,777	55.51%
Outside Repairs 70520	\$23,624	\$ 246,914	\$444,054	55.60%
Fuel 71070	\$92,932	\$675,474	\$1,116,104	60.52%

### 2 Year Refuse by Month

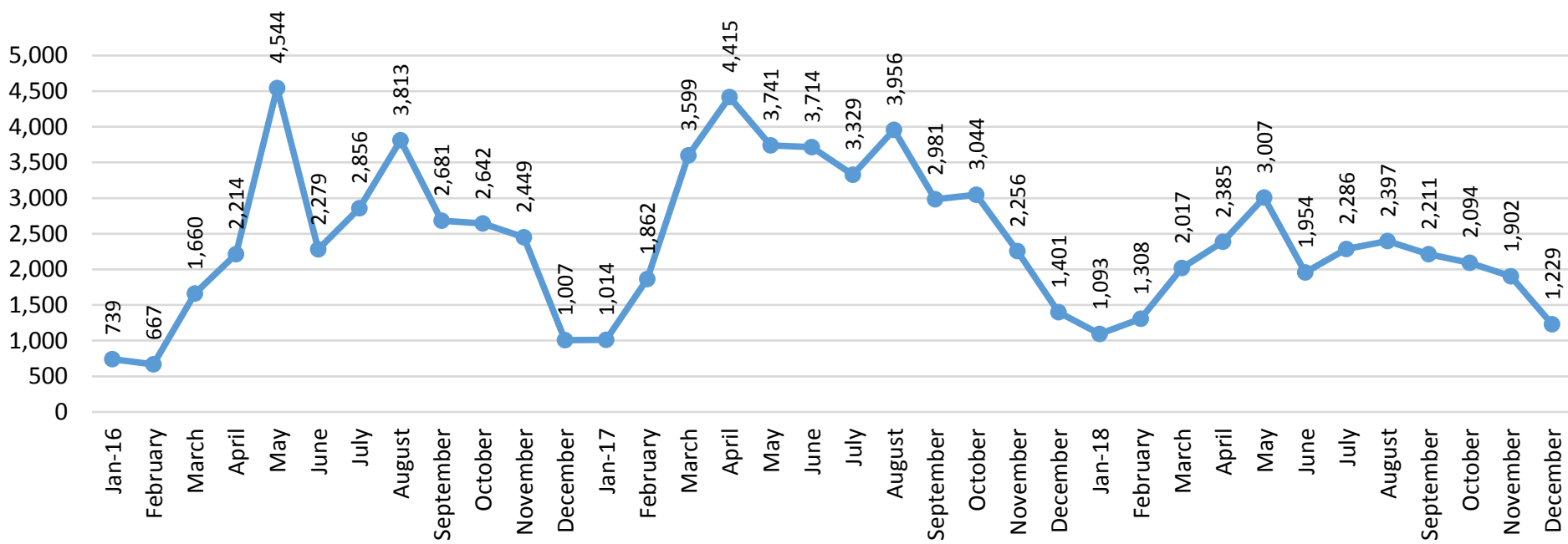
◆ Bulk Tons      ▲ Recycle Tons



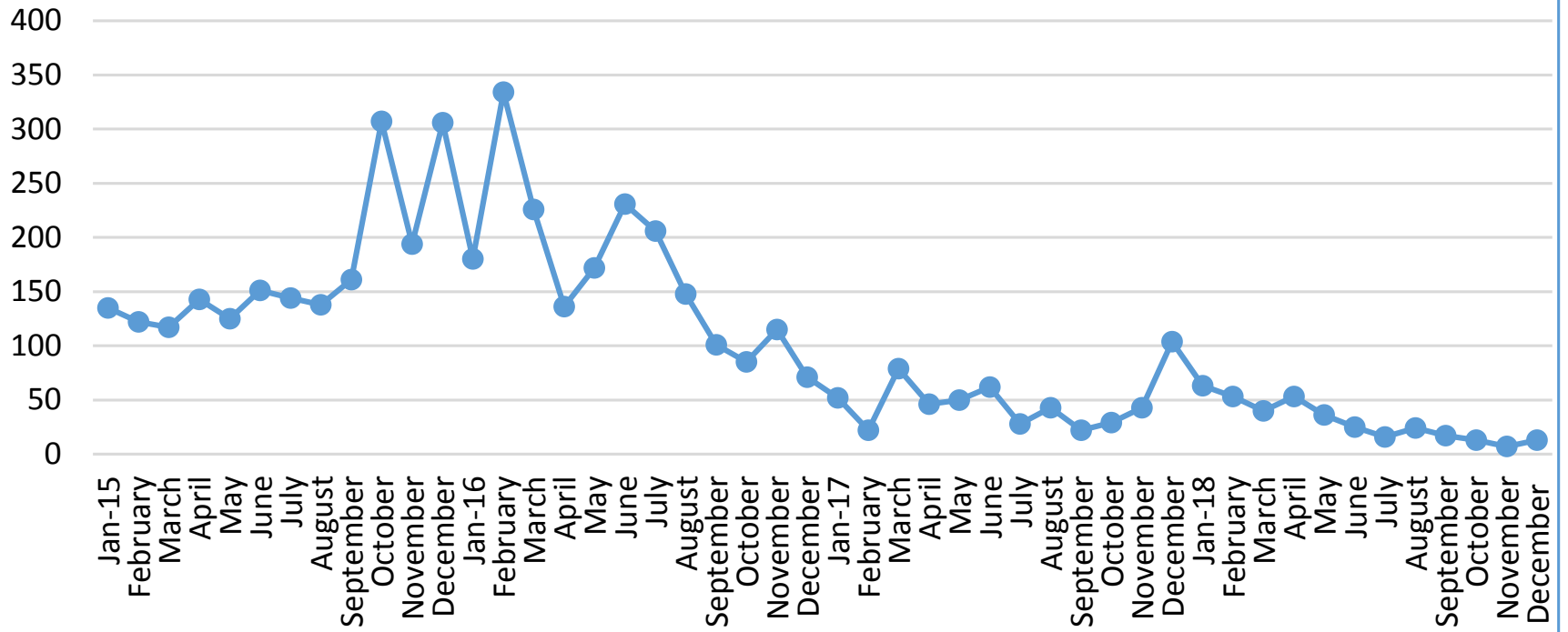
## 2017 - 2018 Total Amount Billed



### 2016 - 2018 JULIE Tickets Received



## 2015 - 2018 RF Meter Installations



### December Pumpage

