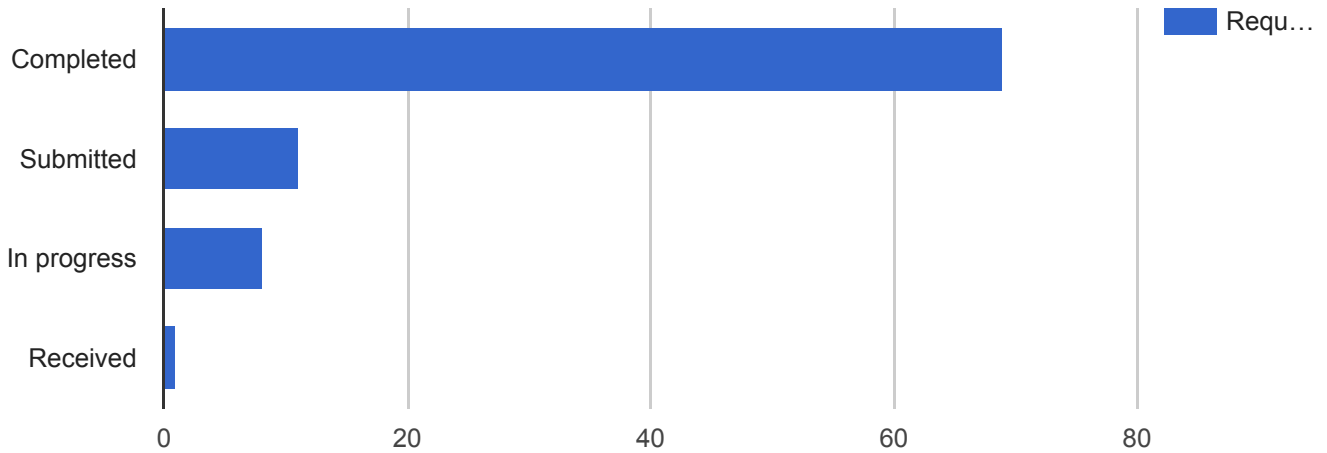


# Facilities Monthly Work Order Summary

## APPLIED FILTERS



Date range: **Dec 1, 2018 - Dec 31, 2018**  
 Department: **Facilities**  
 Keyword: **All**  
 Request Type: **All**  
 Status: **All**  
 Service Type: **All**



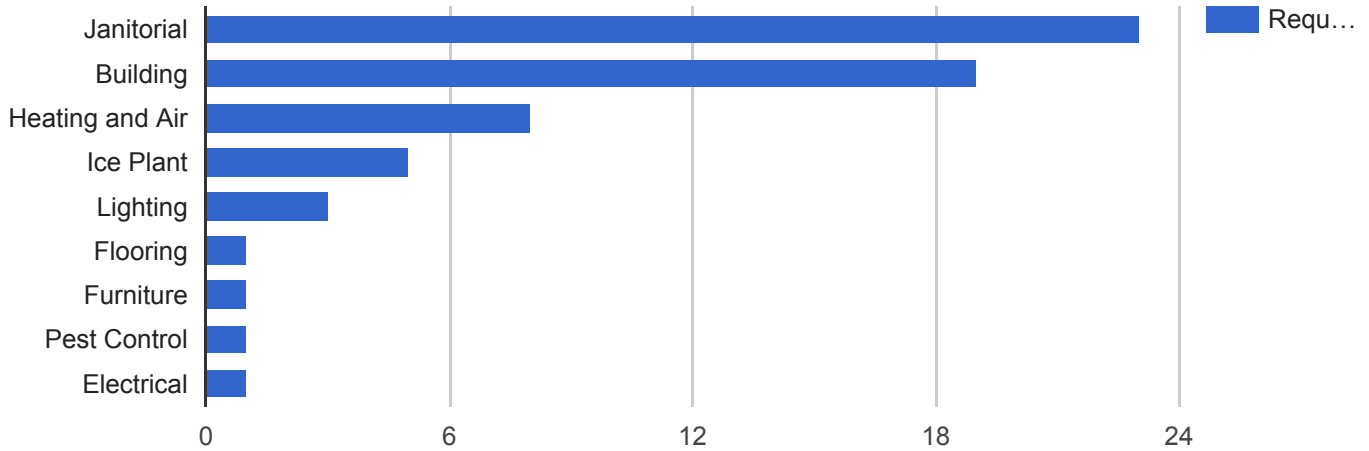
Status	Requests	Percent
Completed	69	77.5%
Submitted	11	12.4%
In progress	8	9.0%
Received	1	1.1%

# Facilities Closed Work Orders by Type

**APPLIED FILTERS**



Date range: **Dec 1, 2018 - Dec 31, 2018**  
 Department: **Facilities**  
 Request Type: **All**  
 Status: **Closed**  
 Service Type: **Custodial, Maintenance, Repair**  
 Building: **All**



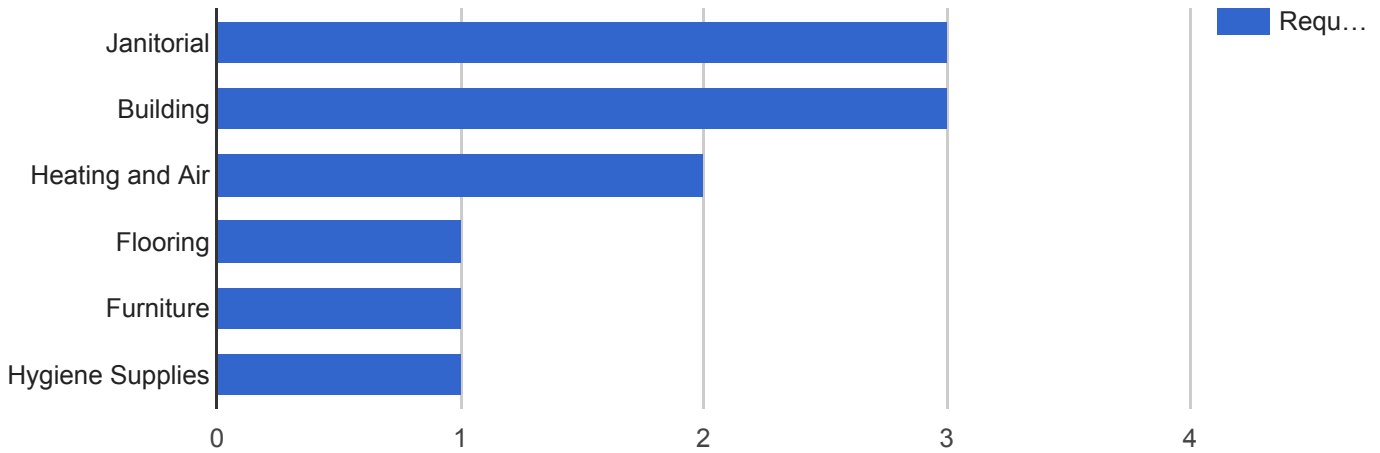
Request Type	Requests	Percent
Janitorial	23	37.1%
Building	19	30.6%
Heating and Air	8	12.9%
Ice Plant	5	8.1%
Lighting	3	4.8%
Flooring	1	1.6%
Furniture	1	1.6%
Pest Control	1	1.6%
Electrical	1	1.6%

# Facilities Closed Work Orders - City Hall

## APPLIED FILTERS



Date range: **Dec 1, 2018 - Dec 31, 2018**  
 Department: **Facilities**  
 Keyword: **All**  
 Request Type: **All**  
 Status: **Closed**  
 Address: **109 East Olive**



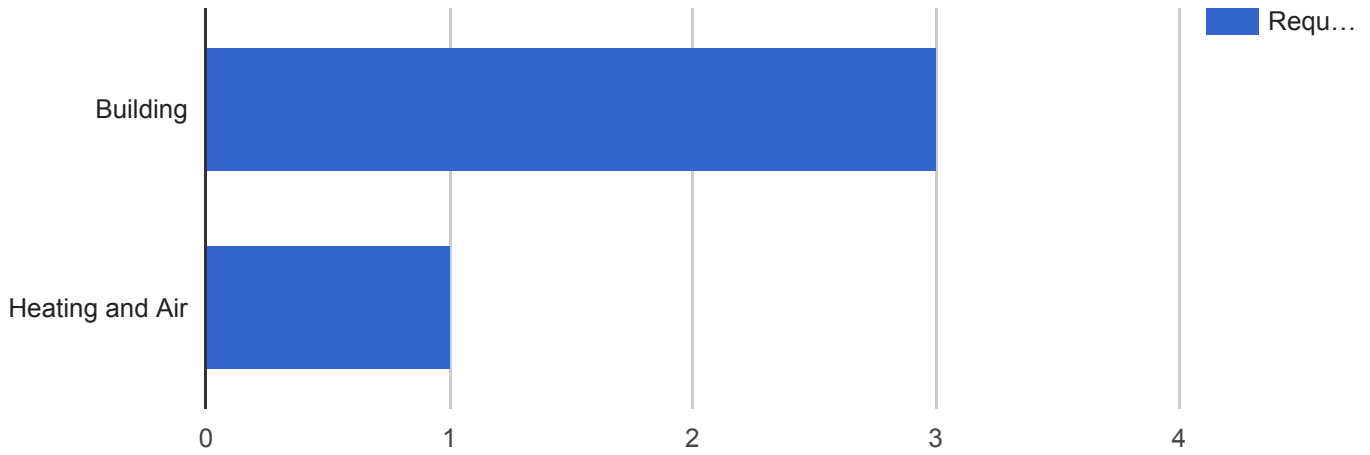
Request Type	Requests	Percent
Janitorial	3	27.3%
Building	3	27.3%
Heating and Air	2	18.2%
Flooring	1	9.1%
Furniture	1	9.1%
Hygiene Supplies	1	9.1%

# Facilities Closed Work Orders - Police Admin

## APPLIED FILTERS



Date range: **Dec 1, 2018 - Dec 31, 2018**  
 Department: **Facilities**  
 Keyword: **All**  
 Request Type: **All**  
 Status: **Closed**  
 Address: **305 South East**



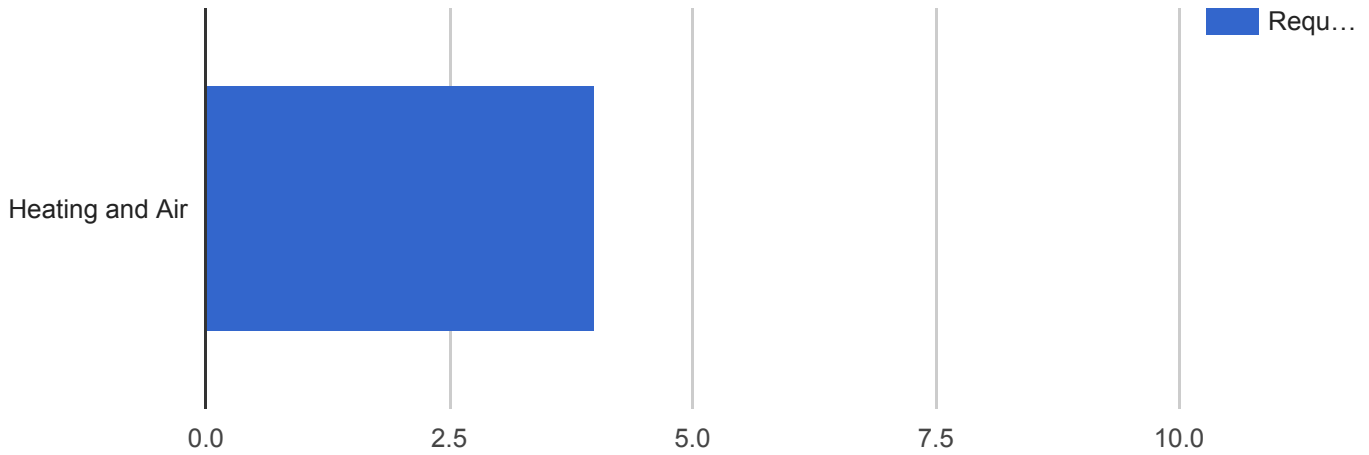
Request Type	Requests	Percent
Building	3	75.0%
Heating and Air	1	25.0%

# Facilities Closed Work Orders - Public Works

## APPLIED FILTERS



Date range: **Dec 1, 2018 - Dec 31, 2018**  
Department: **Facilities**  
Keyword: **All**  
Request Type: **All**  
Status: **Closed**  
Address: **401 1/2 South East, 401 South East, 336 South Main**



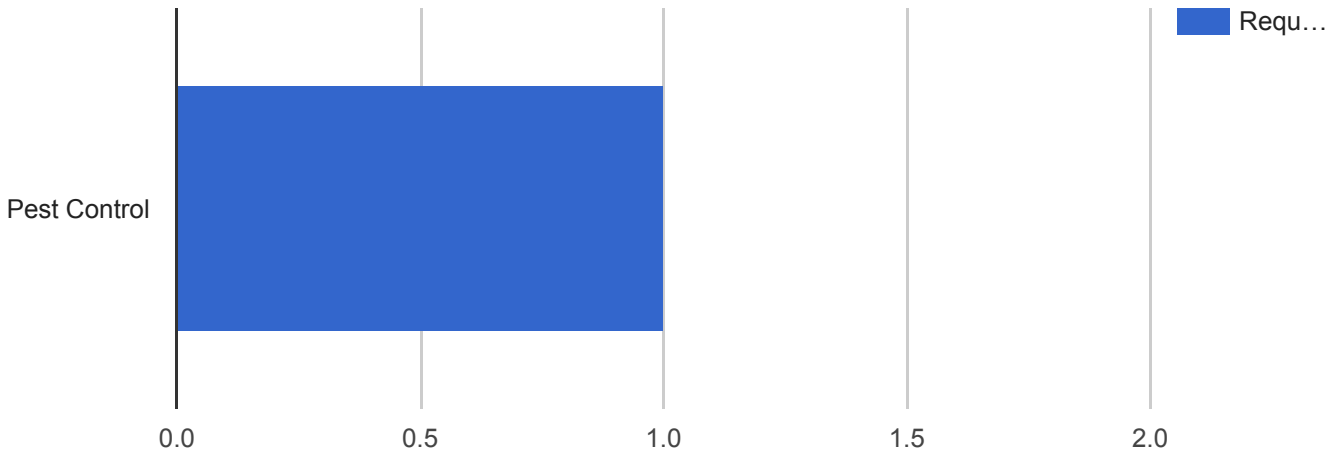
Request Type	Requests	Percent
Heating and Air	4	100.0%

# Facilities Closed Work Orders - Records Storage

## APPLIED FILTERS



Date range: **Dec 1, 2018 - Dec 31, 2018**  
 Department: **Facilities**  
 Keyword: **All**  
 Request Type: **All**  
 Status: **Closed**  
 Address: **301 East Jackson Street**



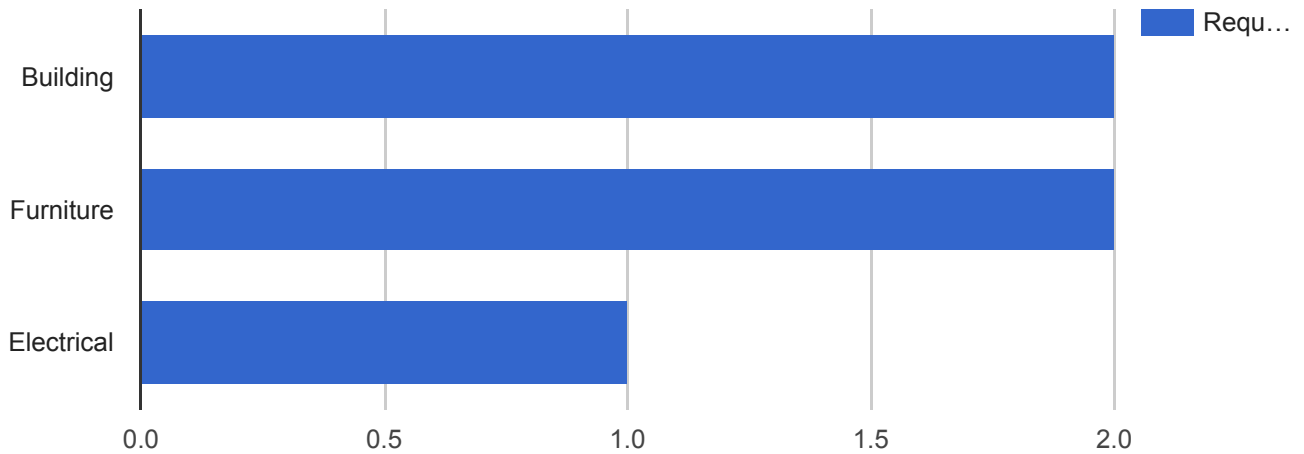
Request Type	Requests	Percent
Pest Control	1	100.0%

# Facilities Closed Work Orders - Government Center

## APPLIED FILTERS



Date range: **Dec 1, 2018 - Dec 31, 2018**  
 Department: **Facilities**  
 Keyword: **All**  
 Request Type: **All**  
 Status: **Closed**  
 Address: **115 East Washington**



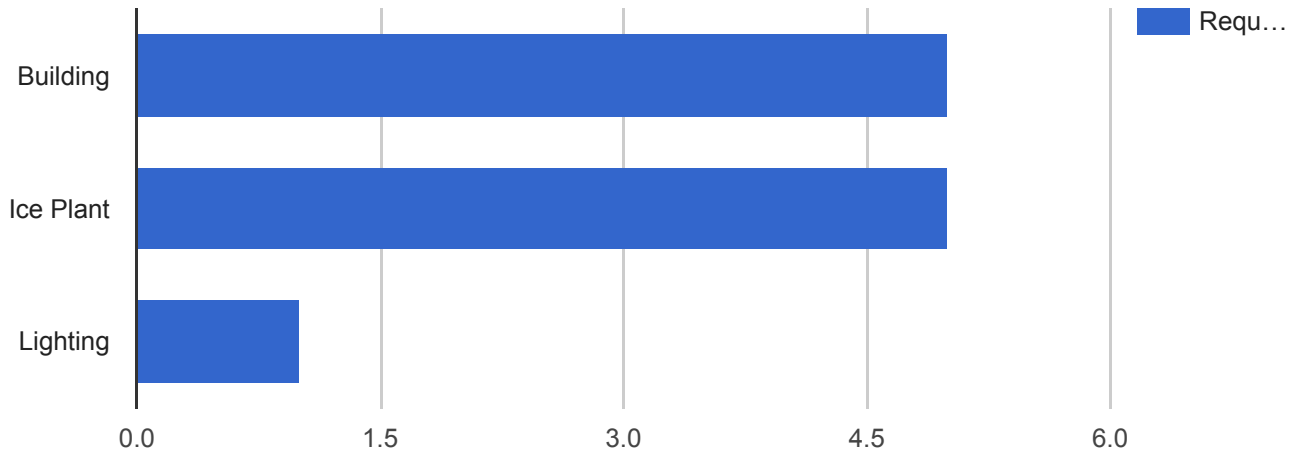
Request Type	Requests	Percent
Building	2	40.0%
Furniture	2	40.0%
Electrical	1	20.0%

# Facilities Closed Work Orders - Arena

**APPLIED FILTERS**



Date range: **Dec 1, 2018 - Dec 31, 2018**  
 Department: **Facilities**  
 Keyword: **All**  
 Request Type: **All**  
 Status: **Closed**  
 Address: **101 South Madison**



Request Type	Requests	Percent
Building	5	45.5%
Ice Plant	5	45.5%
Lighting	1	9.1%

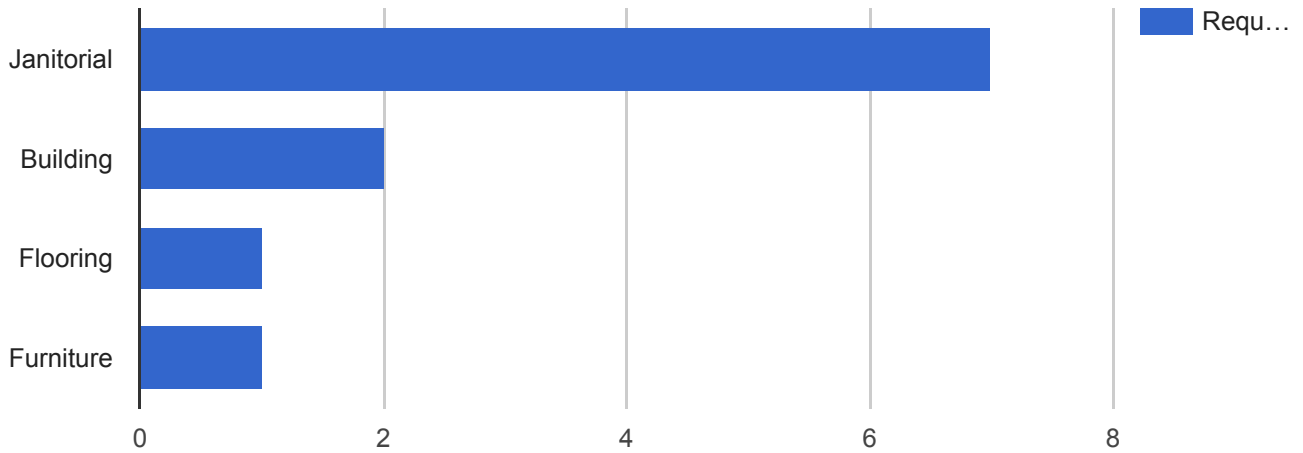


# Facilities Closed Work Orders - Lincoln Garage

## APPLIED FILTERS



Date range: **Dec 1, 2018 - Dec 31, 2018**  
 Department: **Facilities**  
 Keyword: **All**  
 Request Type: **All**  
 Status: **Closed**  
 Address: **101 East Front**



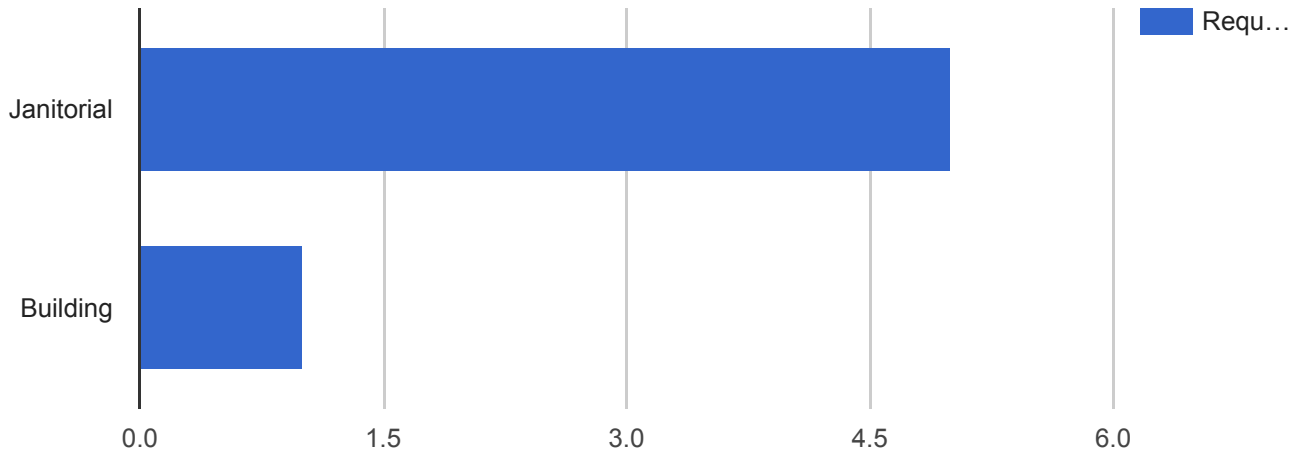
Request Type	Requests	Percent
Janitorial	7	63.6%
Building	2	18.2%
Flooring	1	9.1%
Furniture	1	9.1%

# Facilities Closed Work Orders - Market Garage

## APPLIED FILTERS



Date range: **Dec 1, 2018 - Dec 31, 2018**  
 Department: **Facilities**  
 Keyword: **All**  
 Request Type: **All**  
 Status: **Closed**  
 Address: **400 North Center**



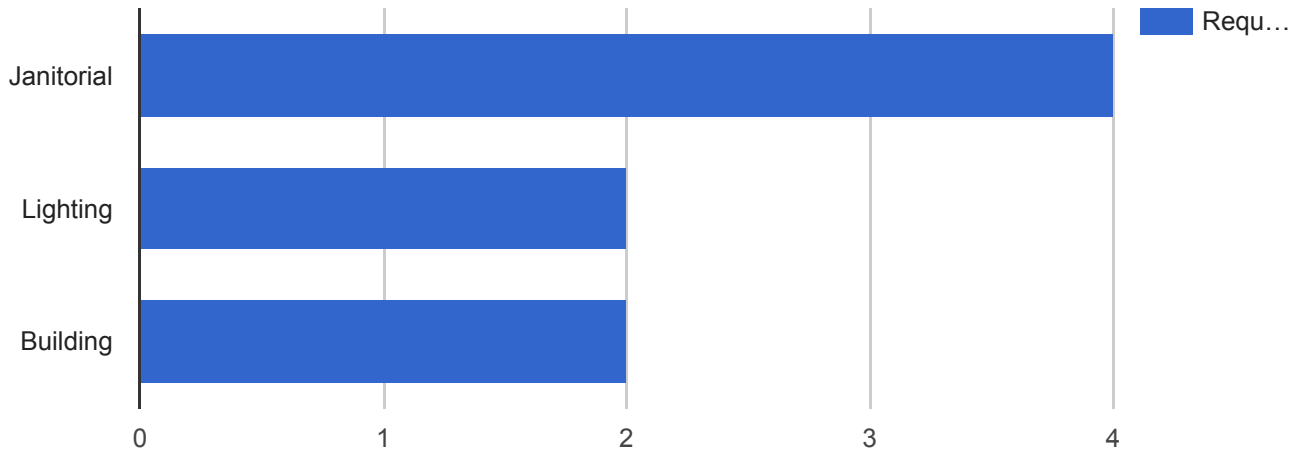
Request Type	Requests	Percent
Janitorial	5	83.3%
Building	1	16.7%

# Facilities Closed Work Orders - Arena Garage

## APPLIED FILTERS



Date range: **Dec 1, 2018 - Dec 31, 2018**  
 Department: **Facilities**  
 Keyword: **All**  
 Request Type: **All**  
 Status: **Closed**  
 Address: **205 South Roosevelt**



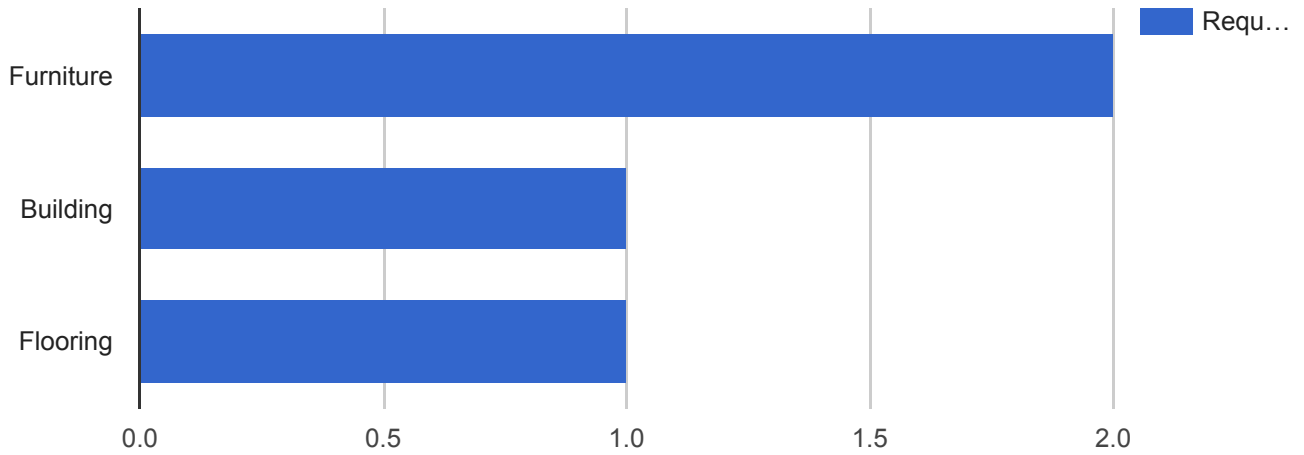
Request Type	Requests	Percent
Janitorial	4	50.0%
Lighting	2	25.0%
Building	2	25.0%

# Facilities Closed Projects by Type

**APPLIED FILTERS**



Date range: **Dec 1, 2018 - Dec 31, 2018**  
 Department: **Facilities**  
 Request Type: **All**  
 Status: **Closed**  
 Service Type: **Project**  
 Building: **All**



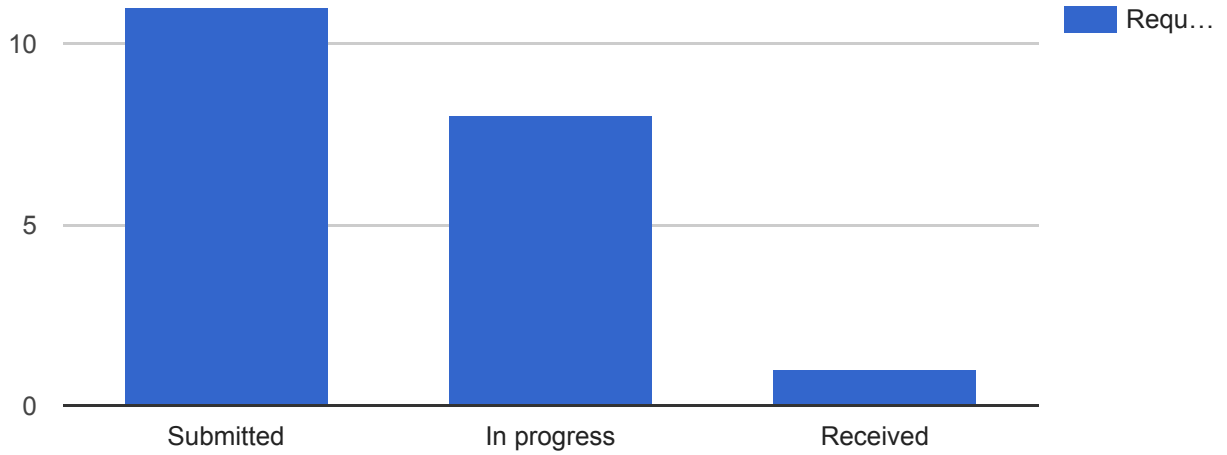
Request Type	Requests	Percent
Furniture	2	50.0%
Building	1	25.0%
Flooring	1	25.0%

# Facilities Open Work Orders - Monthly Report

## APPLIED FILTERS



Date range: **Dec 1, 2018 - Dec 31, 2018**  
 Department: **Facilities**  
 Keyword: **All**  
 Request Type: **All**  
 Status: **Other, In Progress, Received, Submitted**



Status	Requests	Percent
Submitted	11	55.0%
In progress	8	40.0%
Received	1	5.0%