

Public Works November 2018

Permits Processed

| Engineering Permits | |
|---|---|
| Overweight Loads | 8 issued permits for \$575.00 |
| Dumpster/Traffic Control/Excavation/Erosion | 11 issued permit for \$155 (waived \$180) |
| Erosion Control/Complaints Report | |
| New/Maintenance Erosion Control Inspections | 45 |
| New Erosion/Storm Water Complaints | 6 |
| Inspection & Complaint Files Closed | 6 |

Streets & Sewers

| | | | |
|--------------------|----|----------------------|---|
| REPORTED POTHOLES | 28 | HOT ASPHALT | 0 |
| WATER DITCHES | 18 | PERM CONCRET PATCH | 7 |
| MAILBOXES | 5 | SIDEWALKS | 0 |
| INLETS | 2 | SUMP PUMP DRAIN LINE | 0 |
| MANHOLE REPAIRS | 3 | CAVE-INS | 1 |
| PAVEMENT REPAIRS | 0 | CURB REPAIR | 0 |
| CONTRACTOR DITCHES | 0 | BACKFILL SEED | 0 |

Fleet Division

| | November 2017 | November 2018 |
|----------------------------|---------------|---------------|
| Work Orders | 417 | 361 |
| Total Repair Orders Closed | 375 | 321 |
| Preventative Maintenance | 42 | 40 |

| | November 2017 | November 2018 |
|--------------------------|---------------|---------------|
| Total No Lead Gallons | 17,549 | 15,649 |
| Total Cost | \$34,831 | \$32,303 |
| Average Price per Gallon | \$1.98 | \$2.06 |

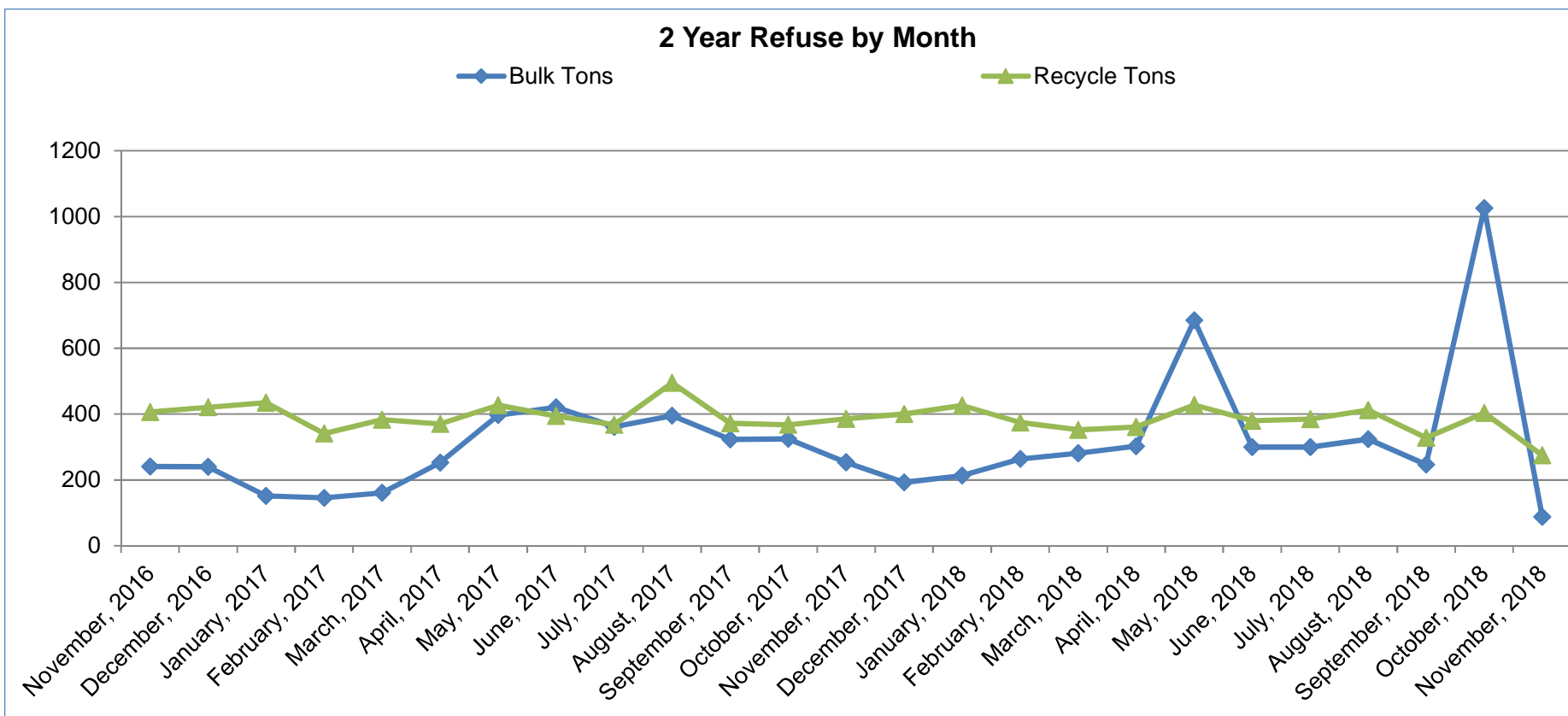
| | November 2017 | November 2018 |
|--------------------------|---------------|---------------|
| Total Diesel Gallons | 18,039 | 15,971 |
| Total Cost | \$41,902 | \$41,724 |
| Average Price per Gallon | \$2.32 | \$2.61 |

| | Month | YTD | Budgeted | FY% |
|-----------------------|----------|-----------|-------------|--------|
| Parts 71710 | \$20,141 | \$326,609 | \$621,777 | 52.52% |
| Outside Repairs 70520 | \$33,038 | \$223,290 | \$444,054 | 50.28% |
| Fuel 71070 | \$88,660 | \$582,542 | \$1,116,104 | 52.19% |

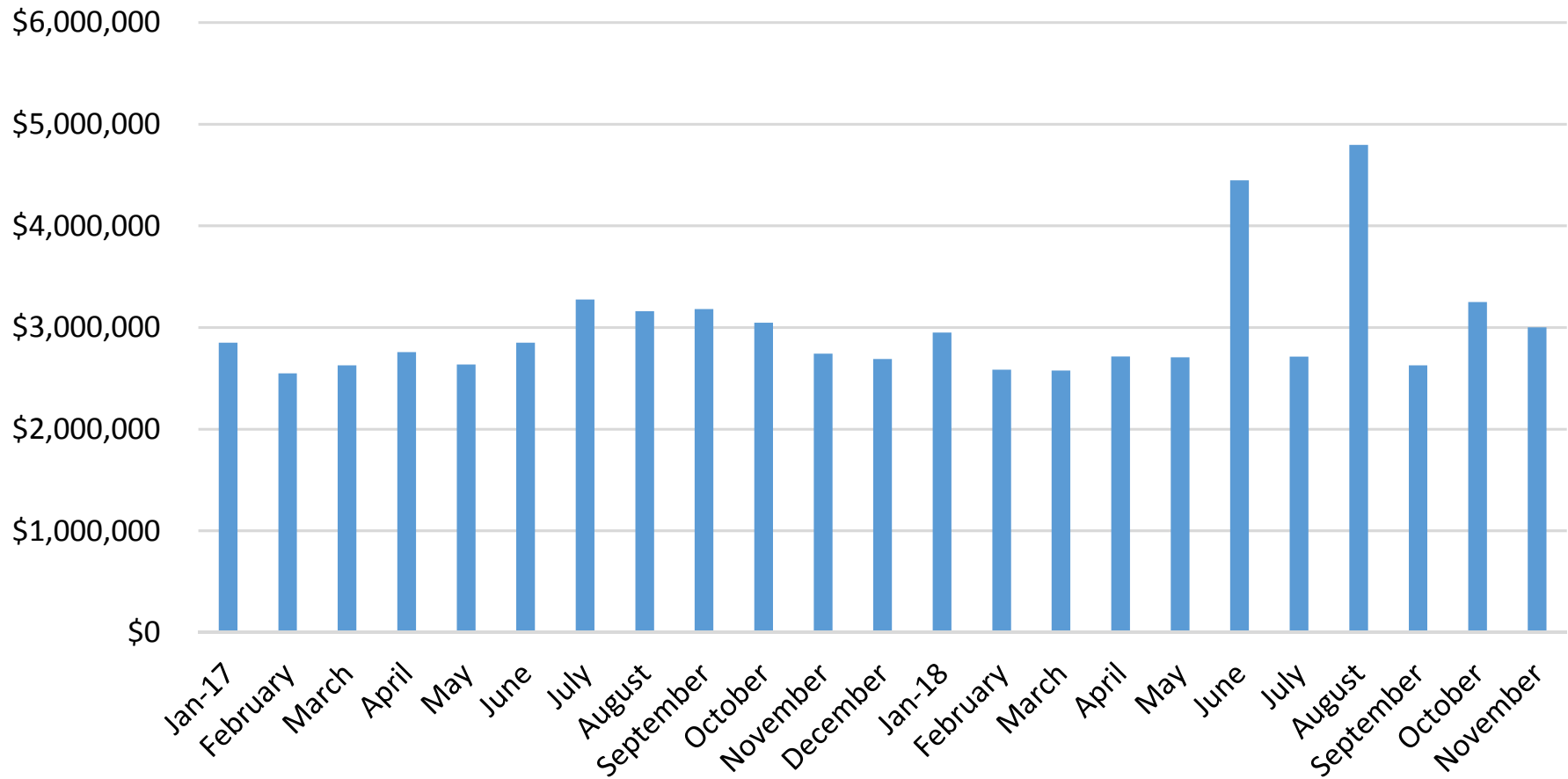
2 Year Refuse by Month

◆ Bulk Tons

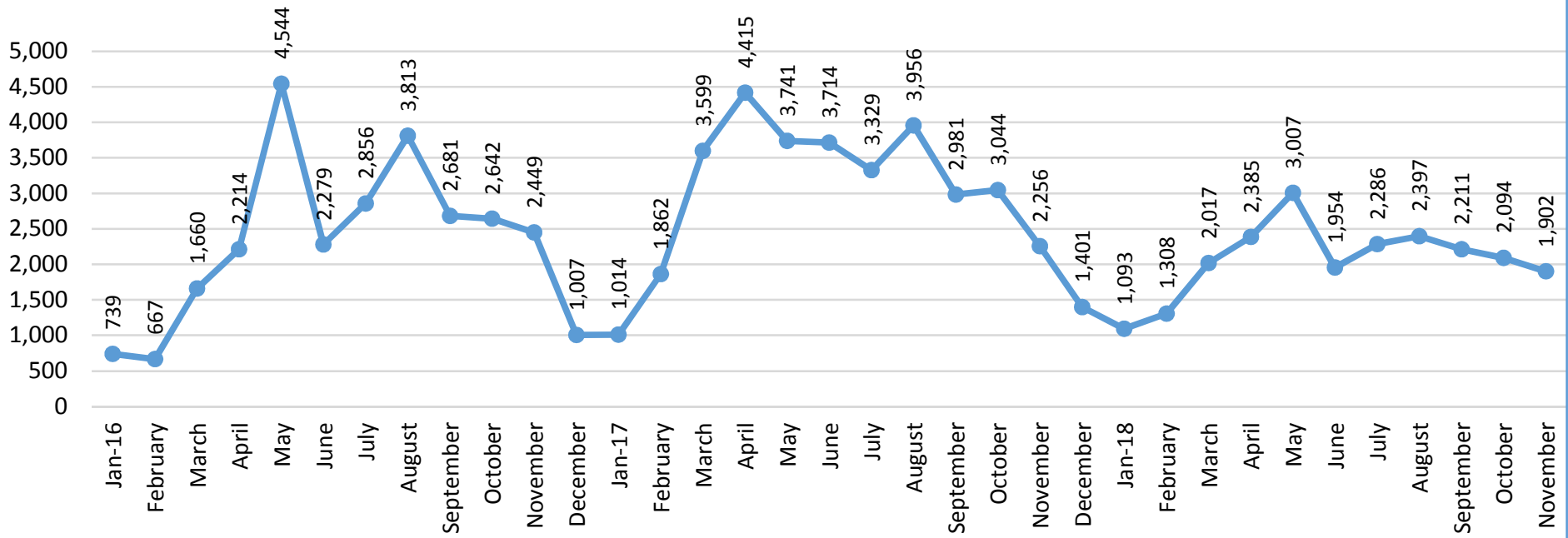
▲ Recycle Tons



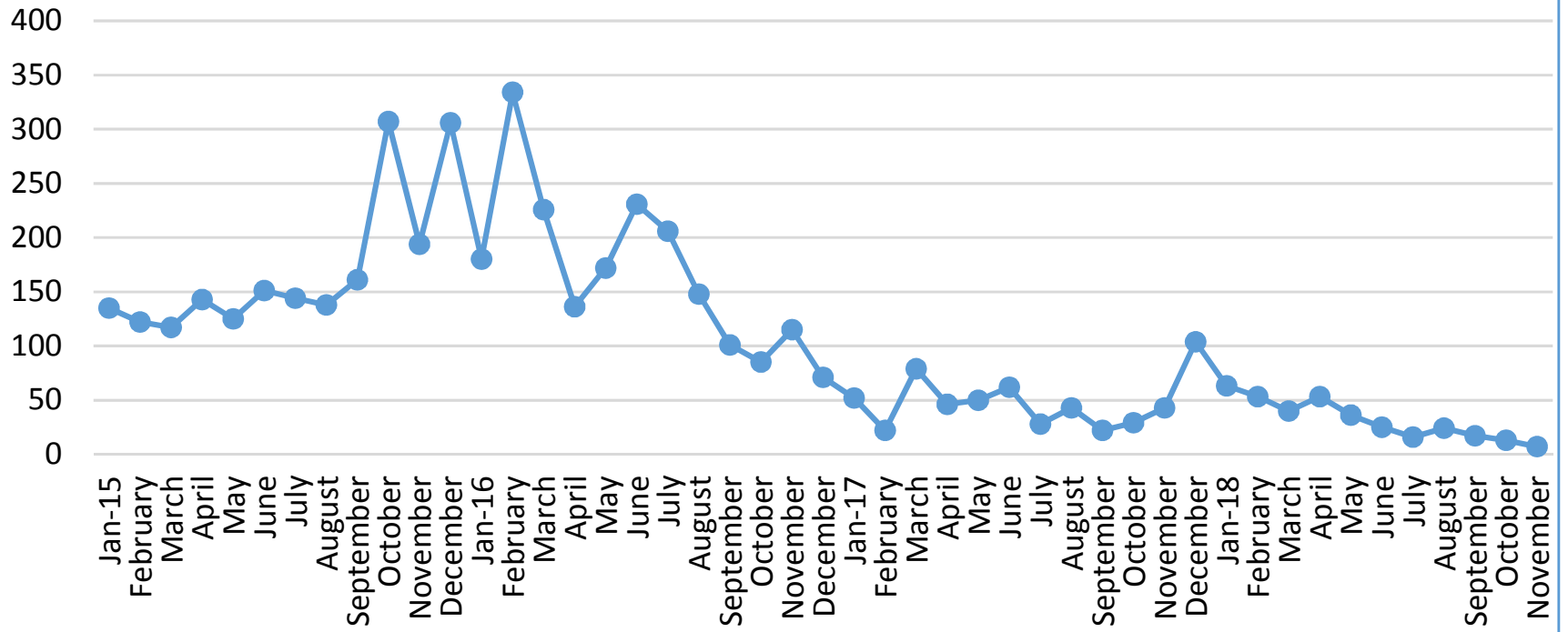
2017 - 2018 Total Amount Billed



2016 - 2018 JULIE Tickets Received



2015 - 2018 RF Meter Installations



November Pumpage

