

# Public Works October 2018

## Permits Processed

Engineering Permits	
Overweight Loads	14 issued permits for \$1,345
Dumpster/Traffic Control/Excavation/Erosion	21 issued permit for \$685 (waived \$85)
Erosion Control/Complaints Report	
New/Maintenance Erosion Control Inspections	46
New Erosion/Storm Water Complaints	5
Inspection & Complaint Files Closed	14

## Streets & Sewers

REPORTED POTHoles	47
WATER DITCHES	1
MAILBOXES	1
INLETS	1
MANHOLE REPAIRS	2
PAVEMENT REPAIRS	5

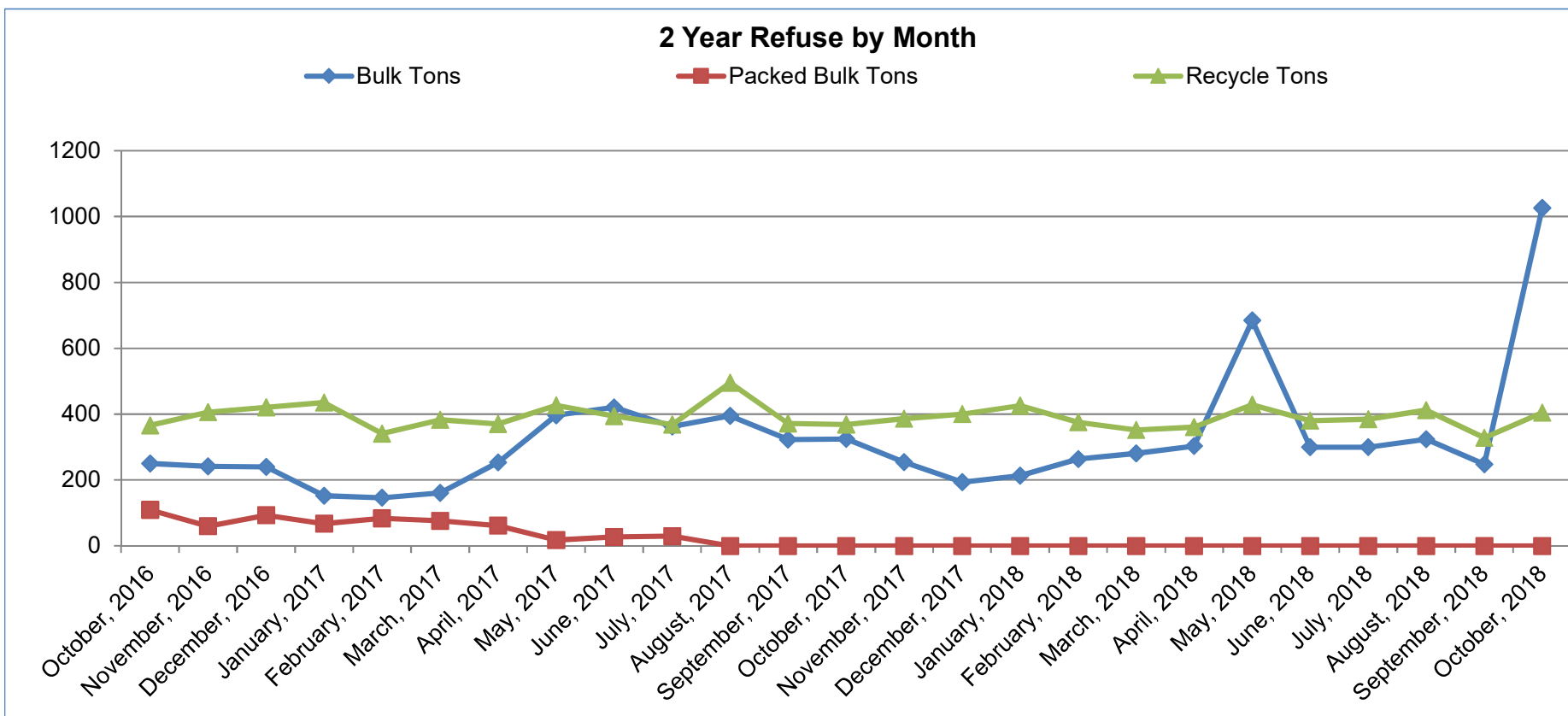
## Fleet Division

	October 2017	October 2018
Work Orders	417	289
Total Repair Orders Closed	375	264
Preventative Maintenance	42	25

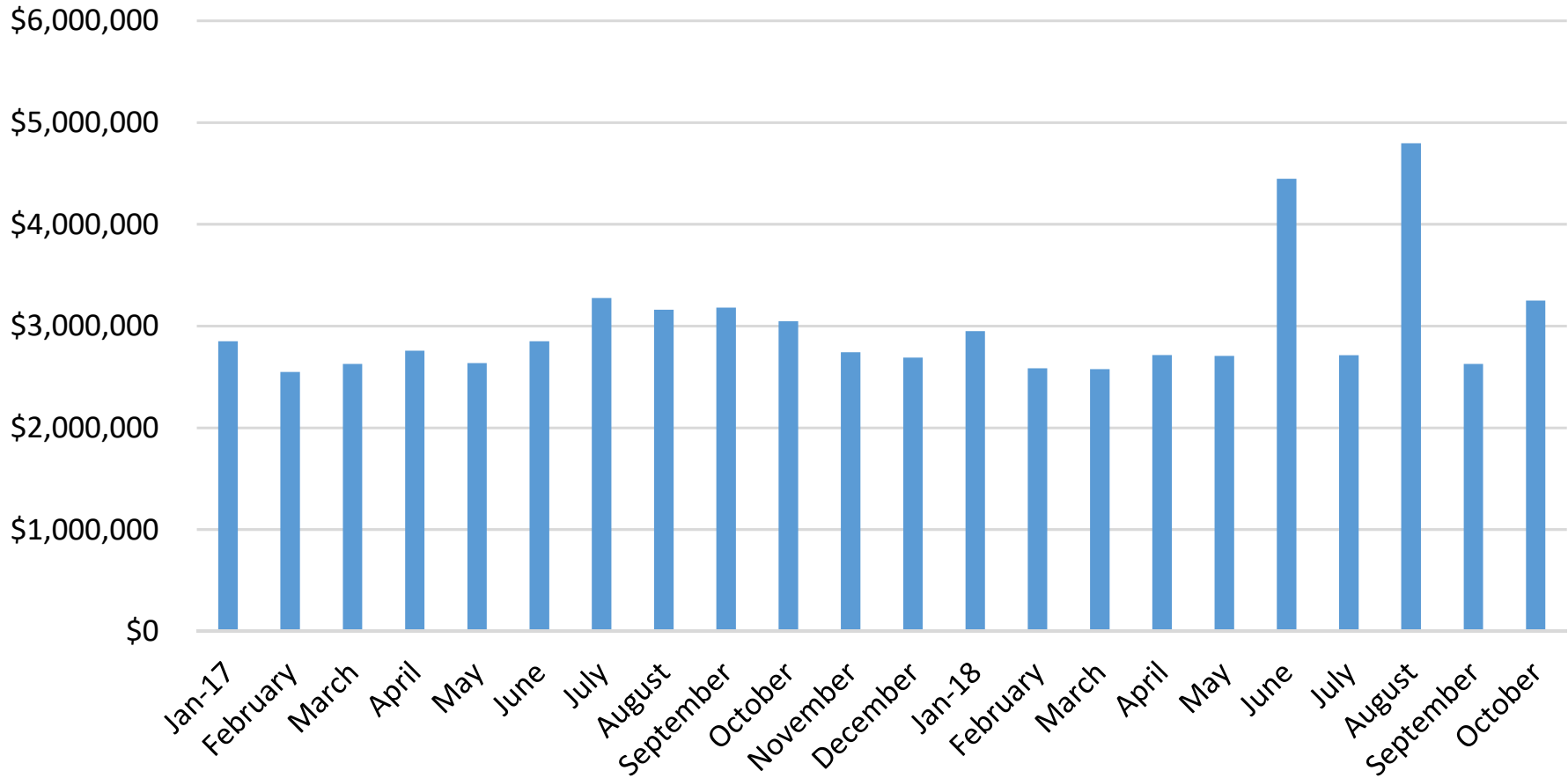
	October 2017	October 2018
Total No Lead Gallons	18,495	18,481
Total Cost	\$37,453	\$41,437
Average Price per Gallon	\$2.02	\$2.24

	October 2017	October 2018
Total Diesel Gallons	16,400	16,816
Total Cost	\$38,454	\$45,062
Average Price per Gallon	\$2.23	\$2.68

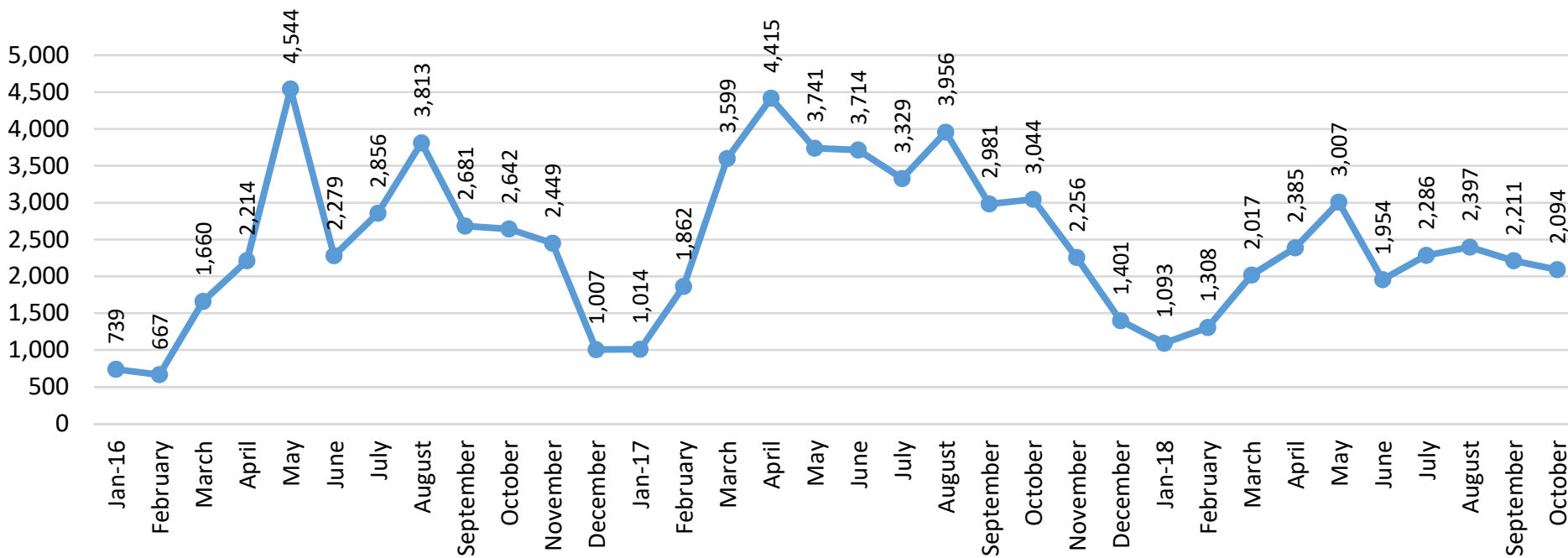
	Month	YTD	Budgeted	FY%
Parts	\$38,852	\$281,876	\$621,777	45.33%
Outside Repairs	\$14,252	\$179,863	\$444,054	40.50%
Fuel	\$88,539	\$493,673	\$1,116,104	44.23%



## 2017 - 2018 Total Amount Billed



### 2016 - 2018 JULIE Tickets Received



### 2015 - 2018 RF Meter Installations

