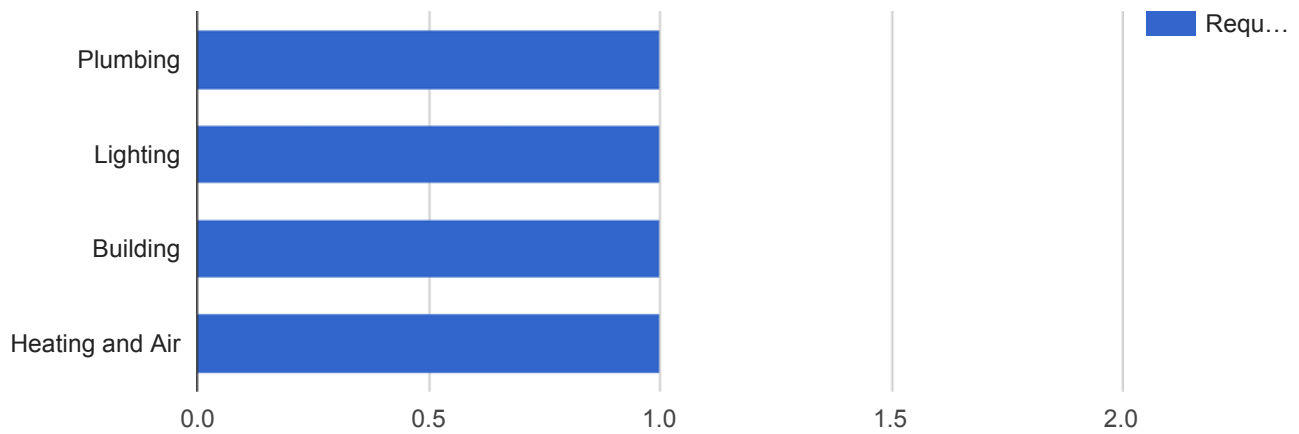


# Facilities Closed Projects by Type

**APPLIED FILTERS**



Date range: **Oct 1, 2018 - Oct 31, 2018**  
 Department: **Facilities**  
 Request Type: **All**  
 Status: **Closed**  
 Service Type: **Project**  
 Building: **All**



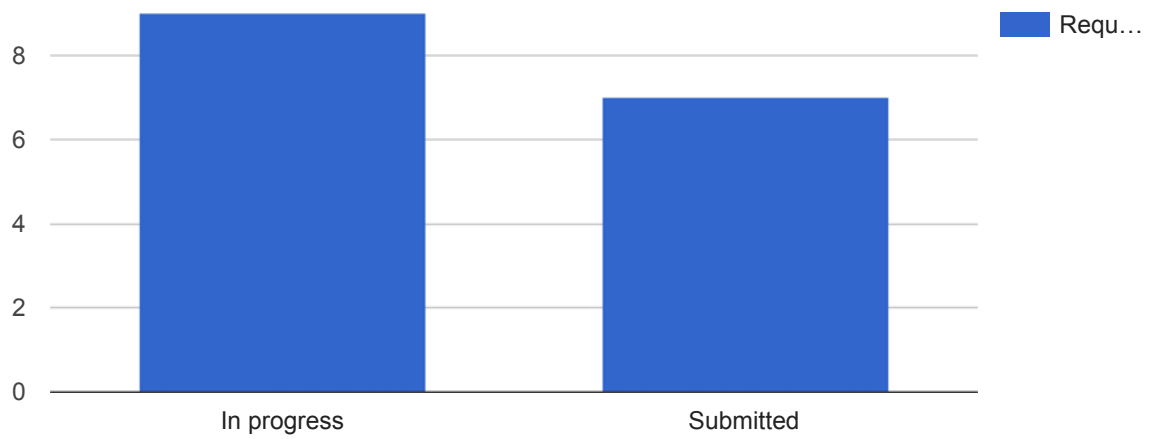
Request Type	Requests	Percent
Plumbing	1	25.0%
Lighting	1	25.0%
Building	1	25.0%
Heating and Air	1	25.0%

# Facilities Open Work Orders - Monthly Report

**APPLIED FILTERS**



Date range: **Oct 1, 2018 - Oct 31, 2018**  
 Department: **Facilities**  
 Keyword: **All**  
 Request Type: **All**  
 Status: **Other, In Progress, Received, Submitted**



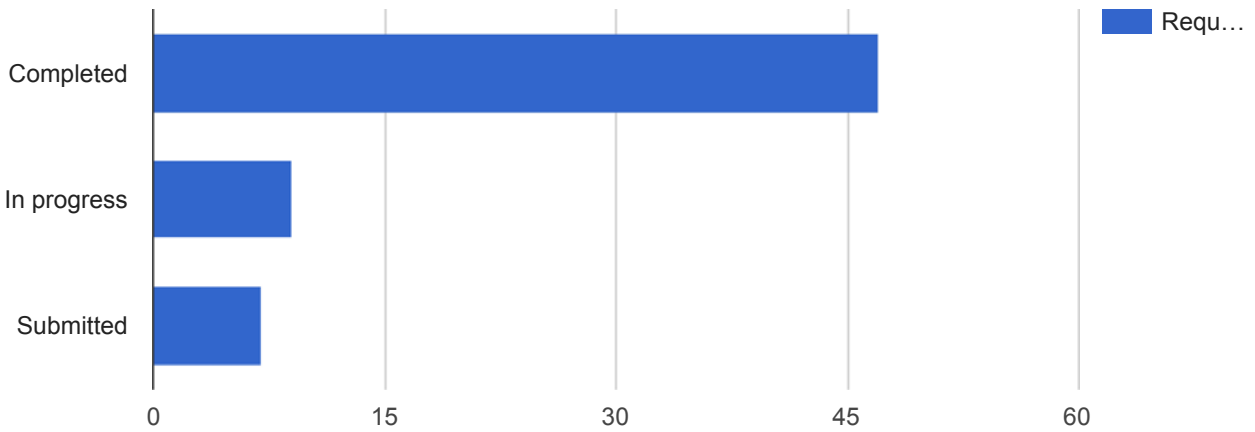
Status	Requests	Percent
In progress	9	56.3%
Submitted	7	43.8%

# Facilities Monthly Work Order Summary

**APPLIED FILTERS**



Date range: **Oct 1, 2018 - Oct 31, 2018**  
 Department: **Facilities**  
 Keyword: **All**  
 Request Type: **All**  
 Status: **All**  
 Service Type: **All**



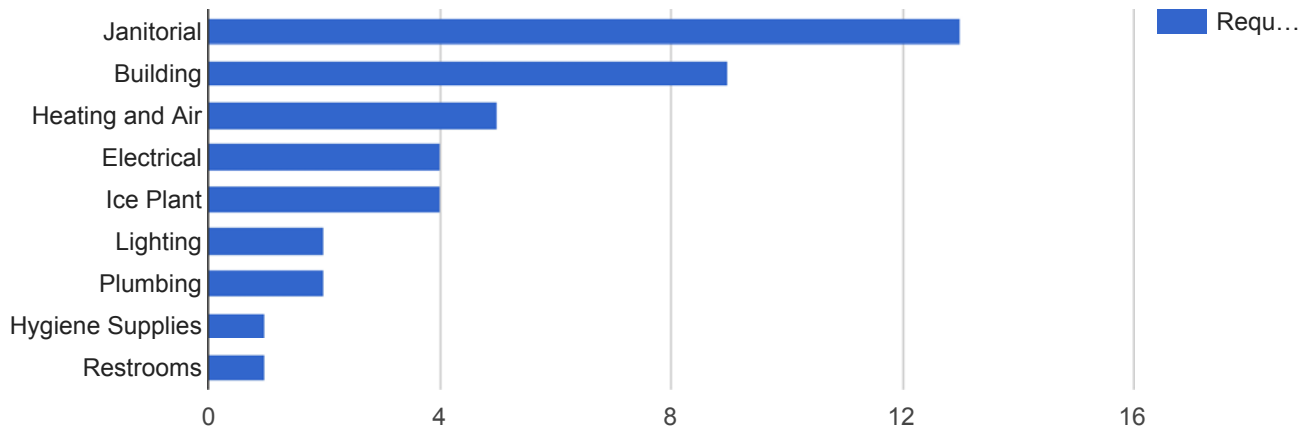
Status	Requests	Percent
Completed	47	74.6%
In progress	9	14.3%
Submitted	7	11.1%

# Facilities Closed Work Orders by Type

**APPLIED FILTERS**



Date range: **Oct 1, 2018 - Oct 31, 2018**  
 Department: **Facilities**  
 Request Type: **All**  
 Status: **Closed**  
 Service Type: **Custodial, Maintenance, Repair**  
 Building: **All**



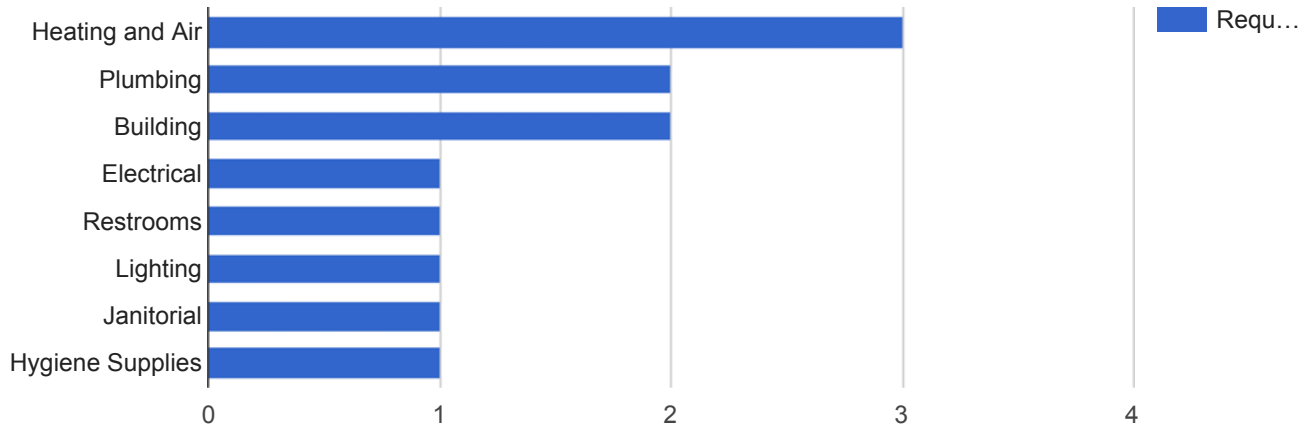
Request Type	Requests	Percent
Janitorial	13	31.7%
Building	9	22.0%
Heating and Air	5	12.2%
Electrical	4	9.8%
Ice Plant	4	9.8%
Lighting	2	4.9%
Plumbing	2	4.9%
Hygiene Supplies	1	2.4%
Restrooms	1	2.4%

# Facilities Closed Work Orders - City Hall

**APPLIED FILTERS**



Date range: **Oct 1, 2018 - Oct 31, 2018**  
 Department: **Facilities**  
 Keyword: **All**  
 Request Type: **All**  
 Status: **Closed**  
 Address: **109 East Olive**



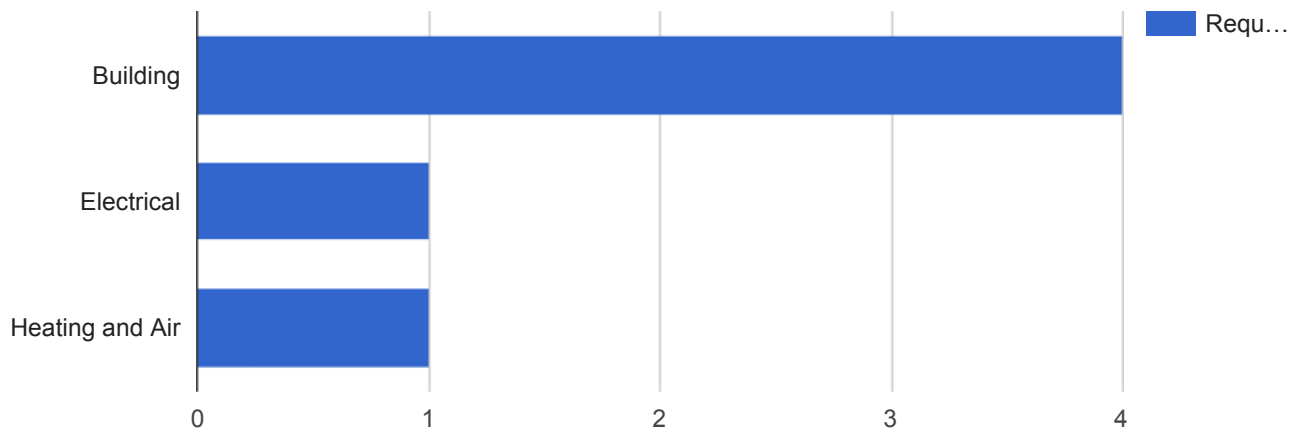
Request Type	Requests	Percent
Heating and Air	3	25.0%
Plumbing	2	16.7%
Building	2	16.7%
Electrical	1	8.3%
Restrooms	1	8.3%
Lighting	1	8.3%
Janitorial	1	8.3%
Hygiene Supplies	1	8.3%

# Facilities Closed Work Orders - Police Admin

**APPLIED FILTERS**



Date range: **Oct 1, 2018 - Oct 31, 2018**  
 Department: **Facilities**  
 Keyword: **All**  
 Request Type: **All**  
 Status: **Closed**  
 Address: **305 South East**



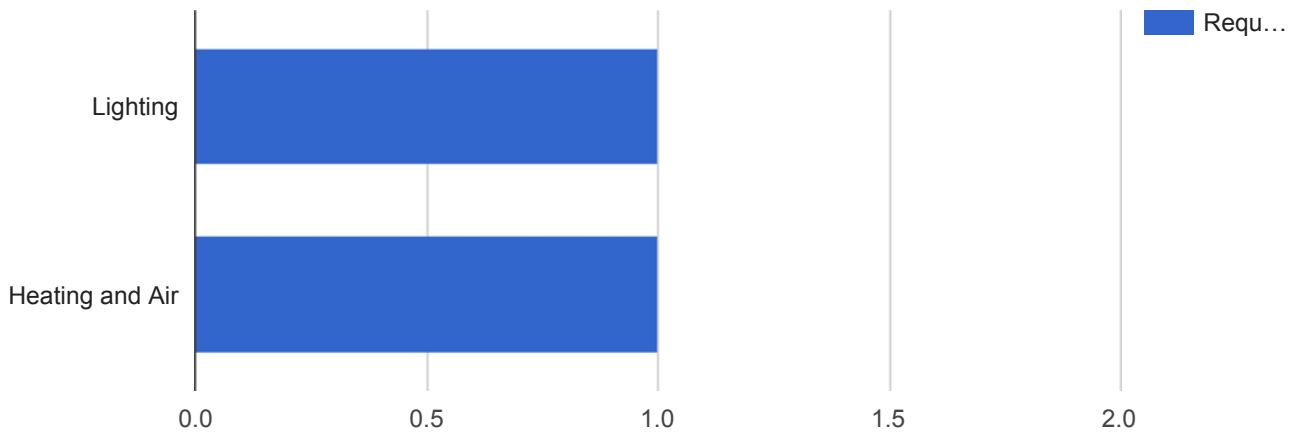
Request Type	Requests	Percent
Building	4	66.7%
Electrical	1	16.7%
Heating and Air	1	16.7%

# Facilities Closed Work Orders - Government Center

**APPLIED FILTERS**



Date range: **Oct 1, 2018 - Oct 31, 2018**  
 Department: **Facilities**  
 Keyword: **All**  
 Request Type: **All**  
 Status: **Closed**  
 Address: **115 East Washington**



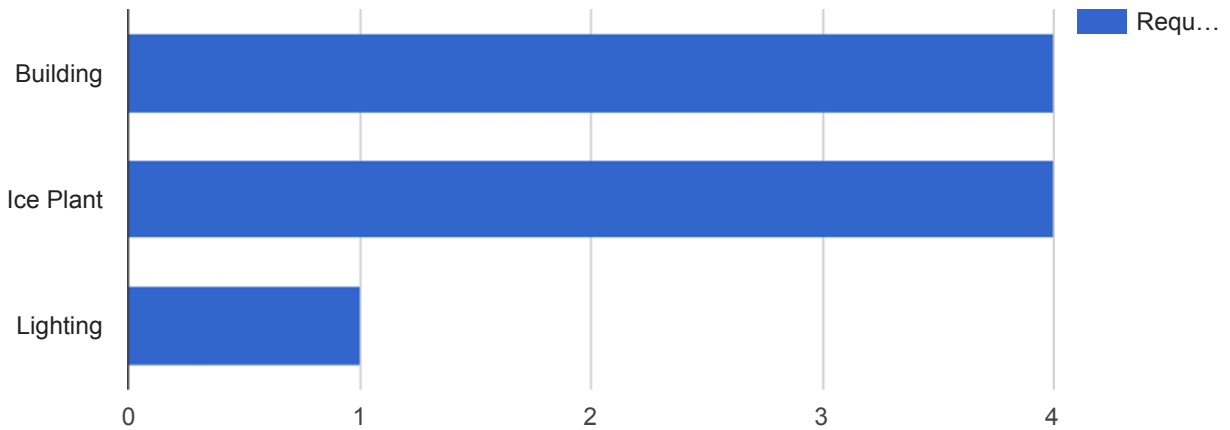
Request Type	Requests	Percent
Lighting	1	50.0%
Heating and Air	1	50.0%

# Facilities Closed Work Orders - Arena

**APPLIED FILTERS**



Date range: **Oct 1, 2018 - Oct 31, 2018**  
 Department: **Facilities**  
 Keyword: **All**  
 Request Type: **All**  
 Status: **Closed**  
 Address: **101 South Madison**



Request Type	Requests	Percent
Building	4	44.4%
Ice Plant	4	44.4%
Lighting	1	11.1%

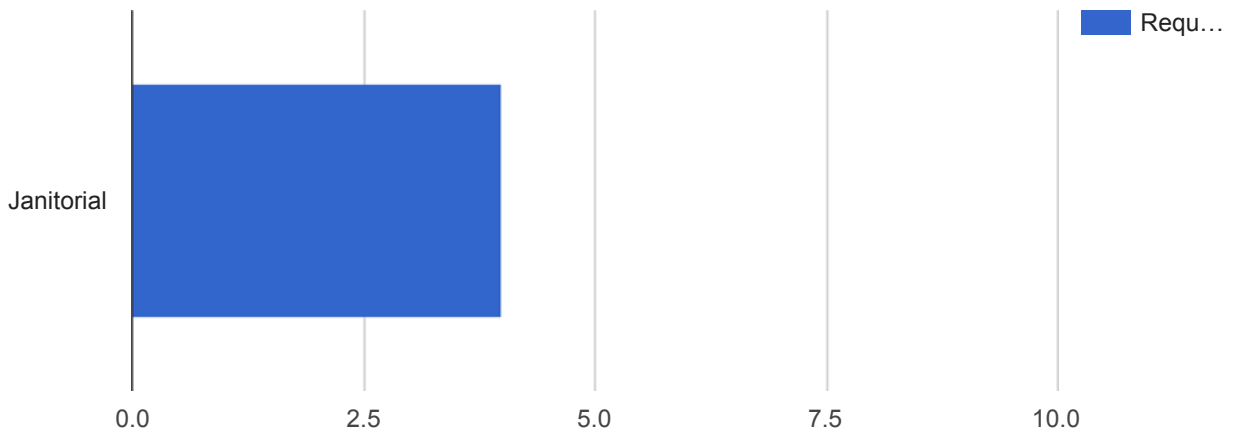


# Facilities Closed Work Orders - Lincoln Garage

**APPLIED FILTERS**



Date range: **Oct 1, 2018 - Oct 31, 2018**  
 Department: **Facilities**  
 Keyword: **All**  
 Request Type: **All**  
 Status: **Closed**  
 Address: **101 East Front**



Request Type	Requests
Janitorial	4

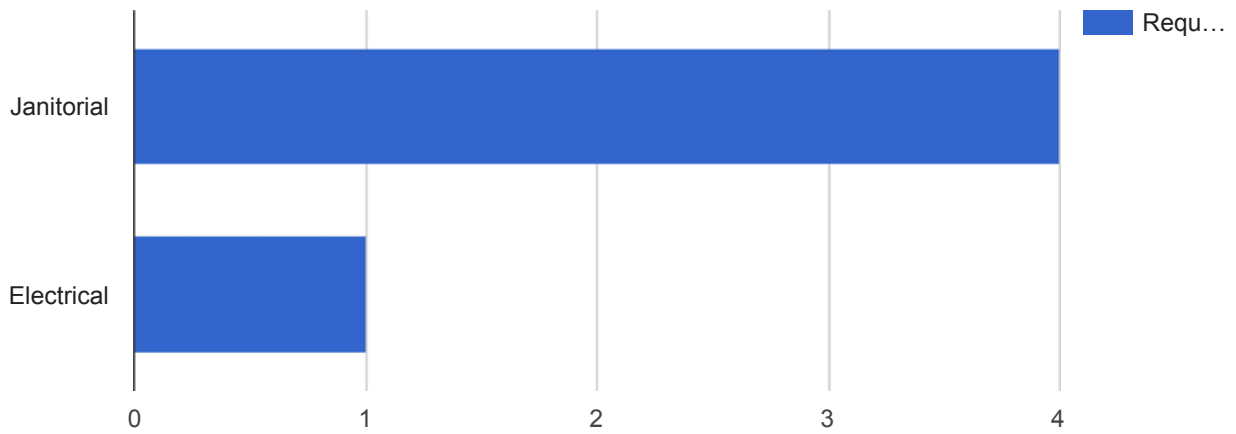
Percent
100.0%

# Facilities Closed Work Orders - Market Garage

**APPLIED FILTERS**



Date range: **Oct 1, 2018 - Oct 31, 2018**  
 Department: **Facilities**  
 Keyword: **All**  
 Request Type: **All**  
 Status: **Closed**  
 Address: **400 North Center**



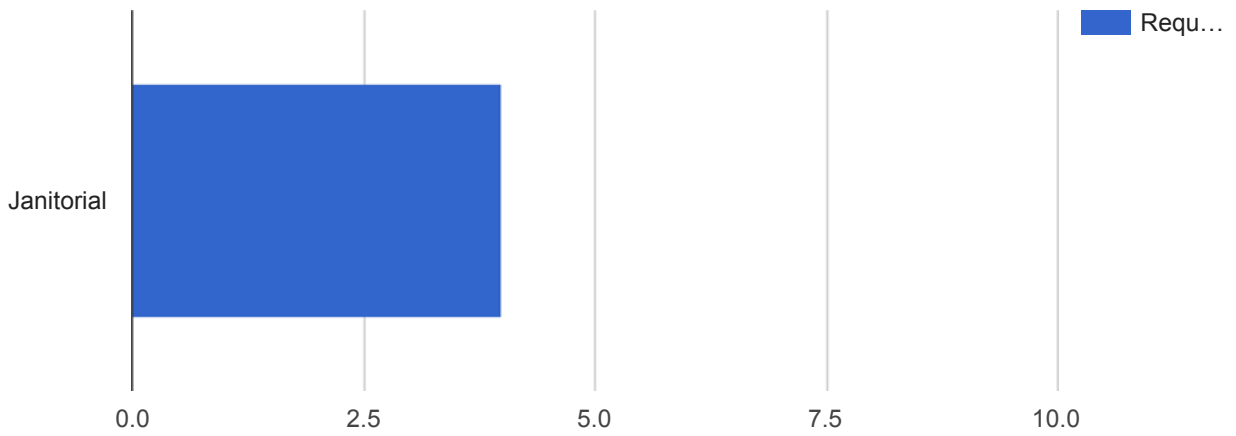
Request Type	Requests	Percent
Janitorial	4	80.0%
Electrical	1	20.0%

# Facilities Closed Work Orders - Pepsi Ice Garage

## APPLIED FILTERS



Date range: **Oct 1, 2018 - Oct 31, 2018**  
Department: **Facilities**  
Keyword: **All**  
Request Type: **All**  
Status: **Closed**  
Address: **205 South Roosevelt**



Request Type	Requests
Janitorial	4

Percent
100.0%