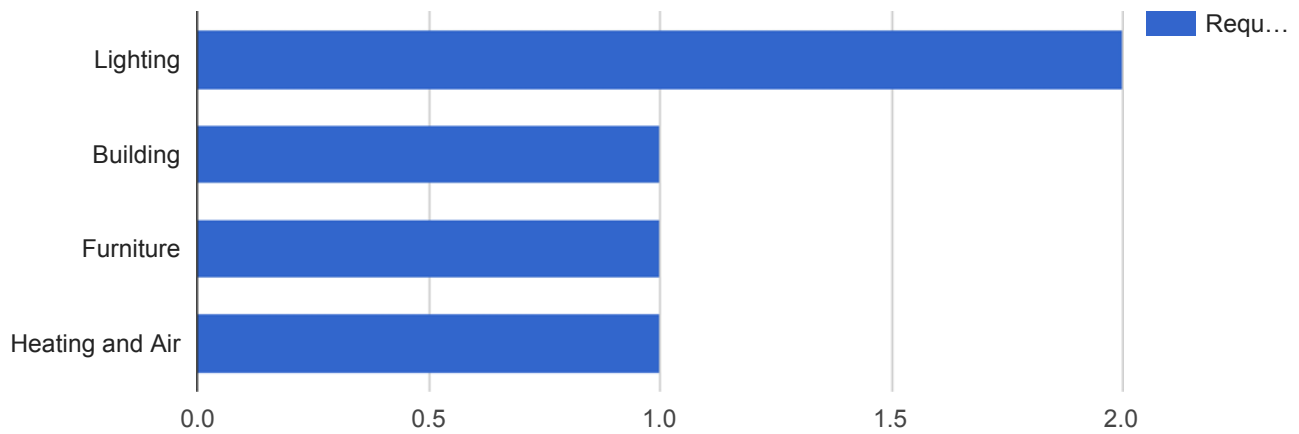


Facilities Closed Projects by Type

APPLIED FILTERS



Date range: **Sep 1, 2018 - Sep 30, 2018**
 Department: **Facilities**
 Request Type: **All**
 Status: **Closed**
 Service Type: **Project**
 Building: **All**



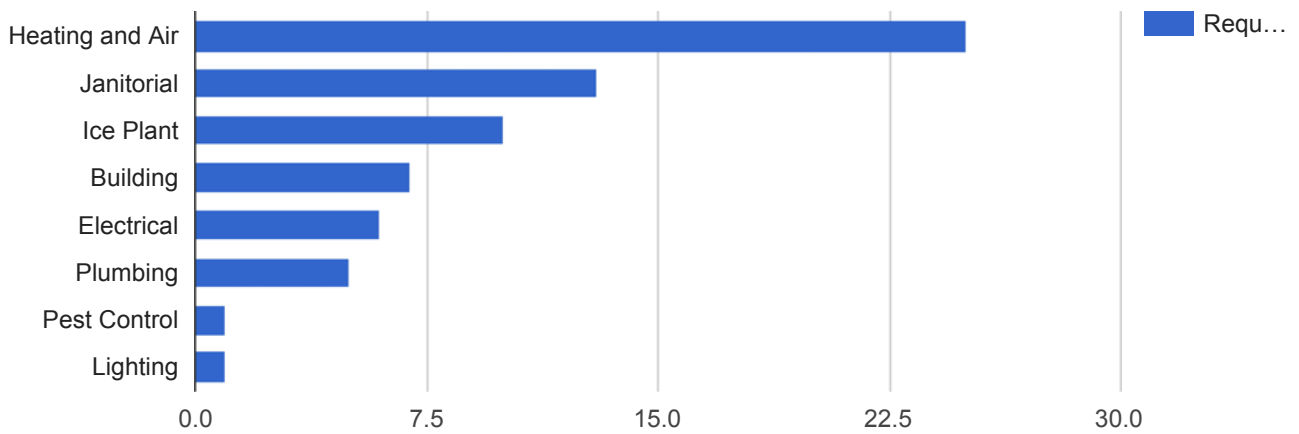
Request Type	Requests	Percent
Lighting	2	40.0%
Building	1	20.0%
Furniture	1	20.0%
Heating and Air	1	20.0%

Facilities Closed Work Orders by Type

APPLIED FILTERS



Date range: **Sep 1, 2018 - Sep 30, 2018**
 Department: **Facilities**
 Request Type: **All**
 Status: **Closed**
 Service Type: **Custodial, Maintenance, Repair**
 Building: **All**



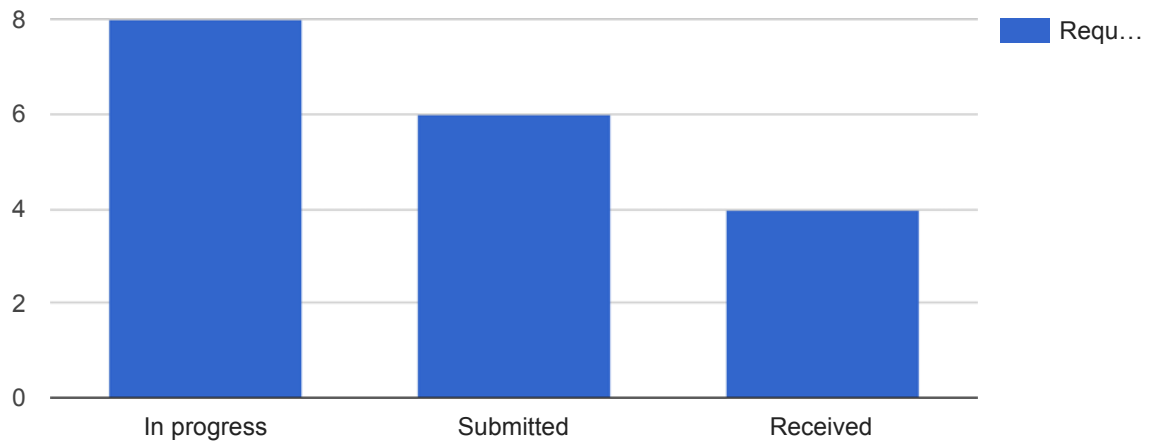
Request Type	Requests	Percent
Heating and Air	25	36.8%
Janitorial	13	19.1%
Ice Plant	10	14.7%
Building	7	10.3%
Electrical	6	8.8%
Plumbing	5	7.4%
Pest Control	1	1.5%
Lighting	1	1.5%

Facilities Open Work Orders - Monthly Report

APPLIED FILTERS



Date range: **Sep 1, 2018 - Sep 30, 2018**
 Department: **Facilities**
 Keyword: **All**
 Request Type: **All**
 Status: **Other, In Progress, Received, Submitted**



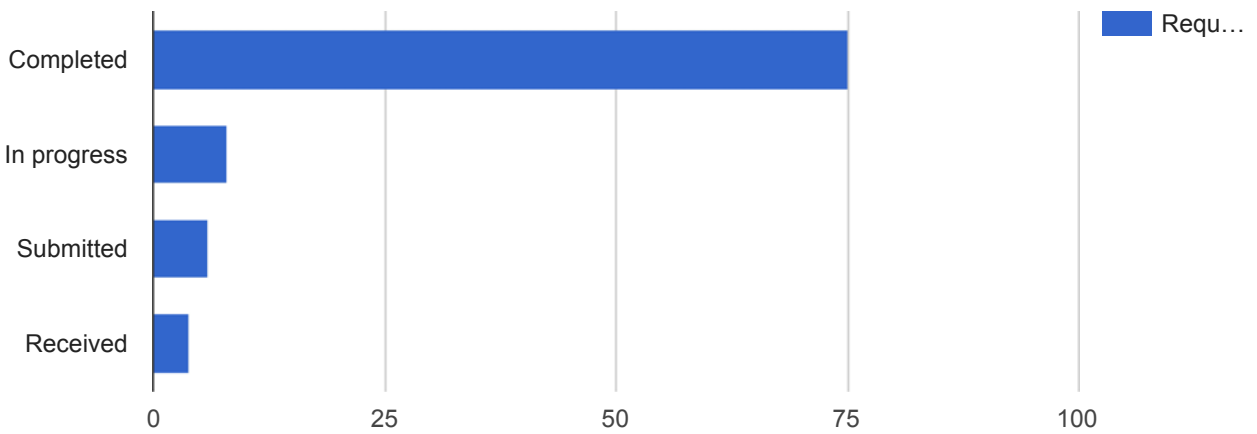
Status	Requests	Percent
In progress	8	44.4%
Submitted	6	33.3%
Received	4	22.2%

Facilities Monthly Work Order Summary

APPLIED FILTERS



Date range: **Sep 1, 2018 - Sep 30, 2018**
 Department: **Facilities**
 Keyword: **All**
 Request Type: **All**
 Status: **All**
 Service Type: **All**



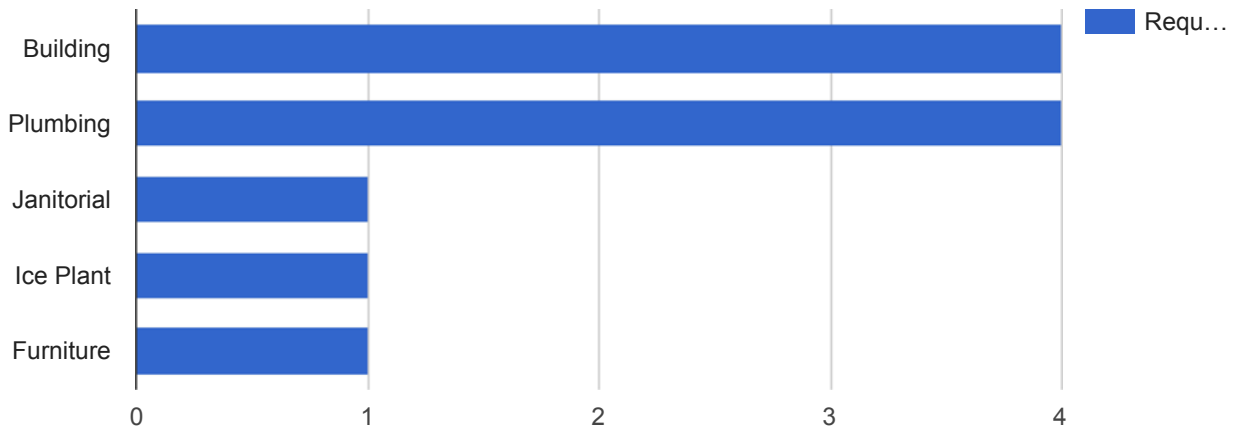
Status	Requests	Percent
Completed	75	80.6%
In progress	8	8.6%
Submitted	6	6.5%
Received	4	4.3%

Facilities Closed Work Orders - City Hall

APPLIED FILTERS



Date range: **Sep 1, 2018 - Sep 30, 2018**
 Department: **Facilities**
 Keyword: **All**
 Request Type: **All**
 Status: **Closed**
 Address: **109 East Olive**



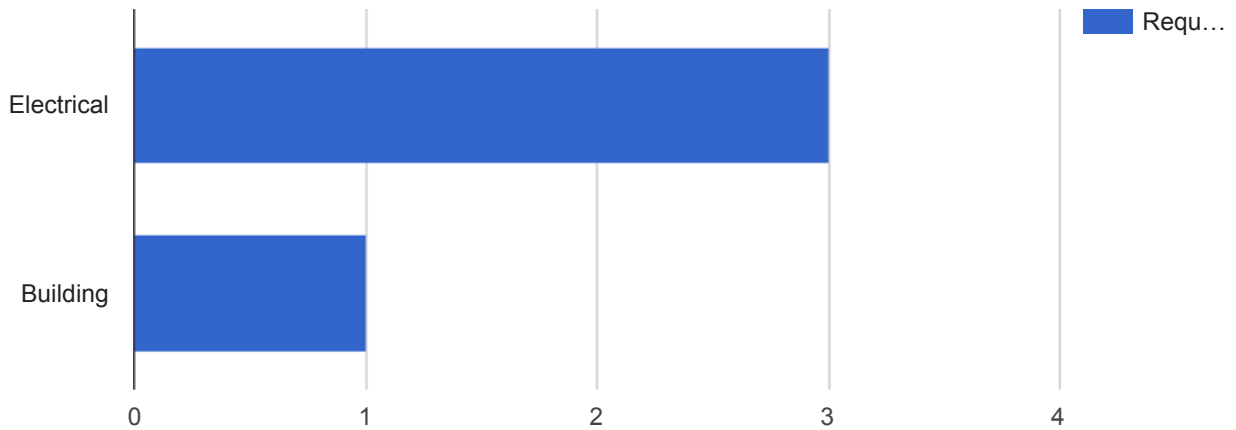
Request Type	Requests	Percent
Building	4	36.4%
Plumbing	4	36.4%
Janitorial	1	9.1%
Ice Plant	1	9.1%
Furniture	1	9.1%

Facilities Closed Work Orders - Police Admin

APPLIED FILTERS



Date range: **Sep 1, 2018 - Sep 30, 2018**
 Department: **Facilities**
 Keyword: **All**
 Request Type: **All**
 Status: **Closed**
 Address: **305 South East**



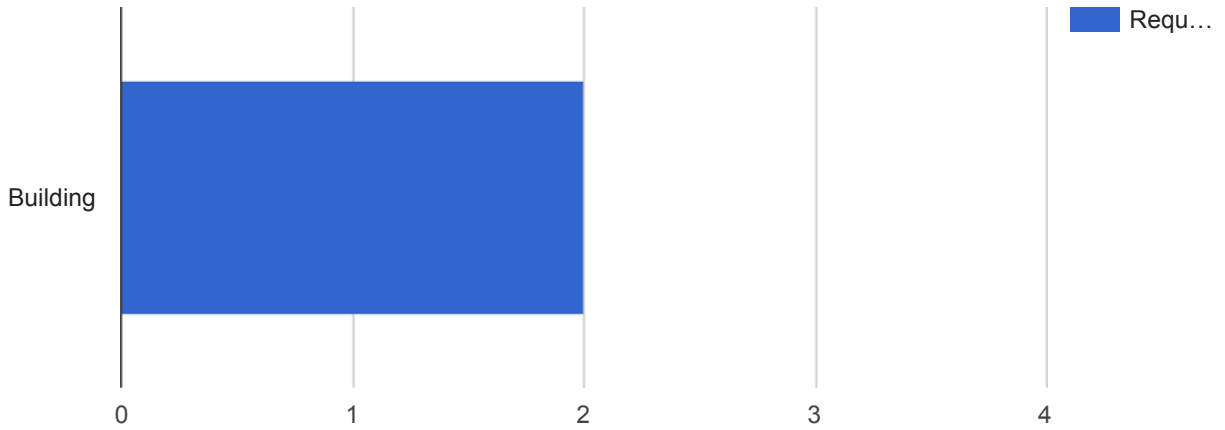
Request Type	Requests	Percent
Electrical	3	75.0%
Building	1	25.0%

Facilities Closed Work Orders - Public Works

APPLIED FILTERS



Date range: **Sep 1, 2018 - Sep 30, 2018**
Department: **Facilities**
Keyword: **All**
Request Type: **All**
Status: **Closed**
Address: **401 1/2 South East, 401 South East, 336 South Main**



Request Type	Requests
Building	2

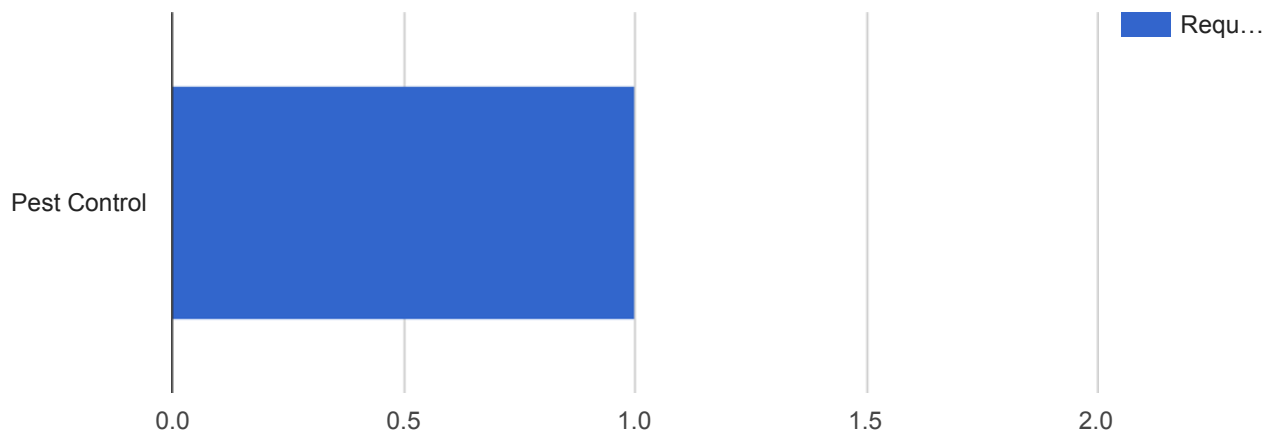
Percent
100.0%

Facilities Closed Work Orders - Records Storage

APPLIED FILTERS



Date range: **Sep 1, 2018 - Sep 30, 2018**
 Department: **Facilities**
 Keyword: **All**
 Request Type: **All**
 Status: **Closed**
 Address: **301 East Jackson Street**



Request Type	Requests
Pest Control	1

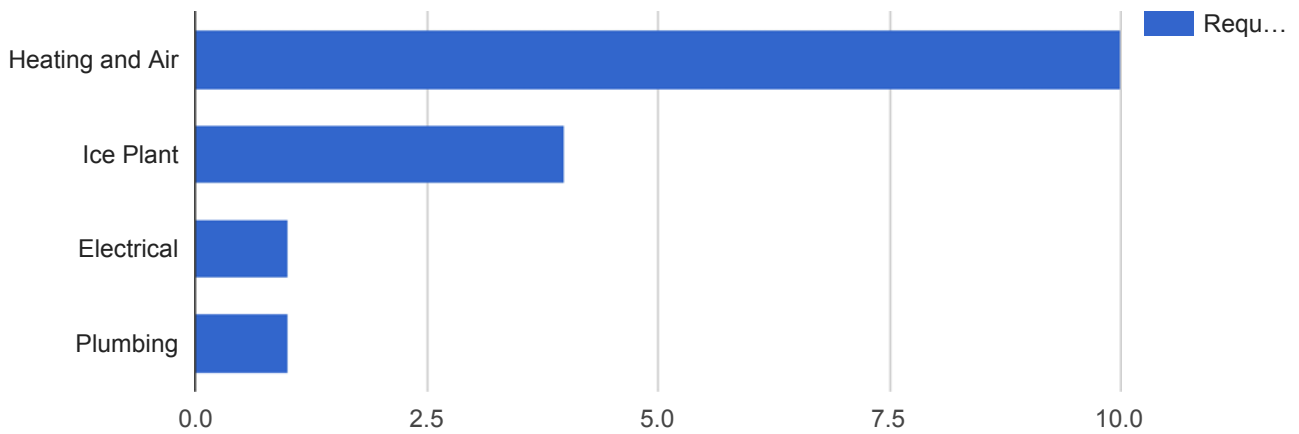
Percent
100.0%

Facilities Closed Work Orders - Arena

APPLIED FILTERS



Date range: **Sep 1, 2018 - Sep 30, 2018**
 Department: **Facilities**
 Keyword: **All**
 Request Type: **All**
 Status: **Closed**
 Address: **101 South Madison**



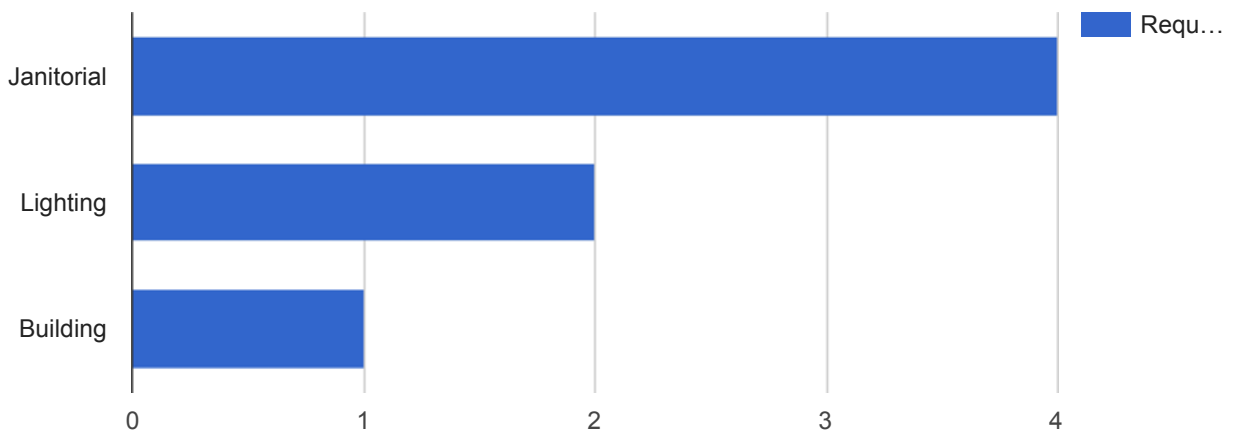
Request Type	Requests	Percent
Heating and Air	10	62.5%
Ice Plant	4	25.0%
Electrical	1	6.3%
Plumbing	1	6.3%

Facilities Closed Work Orders - Lincoln Garage

APPLIED FILTERS



Date range: **Sep 1, 2018 - Sep 30, 2018**
 Department: **Facilities**
 Keyword: **All**
 Request Type: **All**
 Status: **Closed**
 Address: **101 East Front**



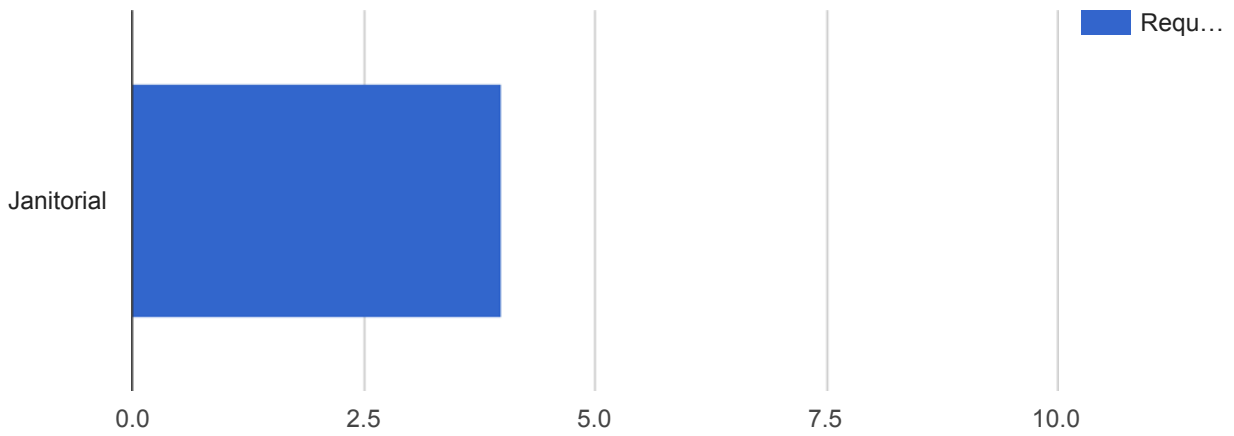
Request Type	Requests	Percent
Janitorial	4	57.1%
Lighting	2	28.6%
Building	1	14.3%

Facilities Closed Work Orders - Market Garage

APPLIED FILTERS



Date range: **Sep 1, 2018 - Sep 30, 2018**
 Department: **Facilities**
 Keyword: **All**
 Request Type: **All**
 Status: **Closed**
 Address: **400 North Center**



Request Type	Requests
Janitorial	4

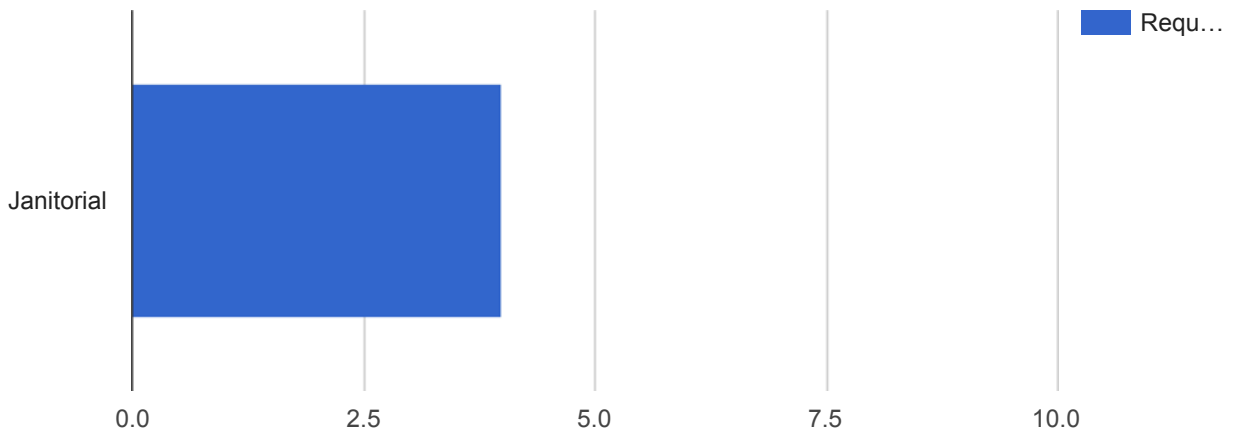
Percent
100.0%

Facilities Closed Work Orders - Pepsi Ice Garage

APPLIED FILTERS



Date range: **Sep 1, 2018 - Sep 30, 2018**
 Department: **Facilities**
 Keyword: **All**
 Request Type: **All**
 Status: **Closed**
 Address: **205 South Roosevelt**



Request Type	Requests
Janitorial	4

Percent
100.0%