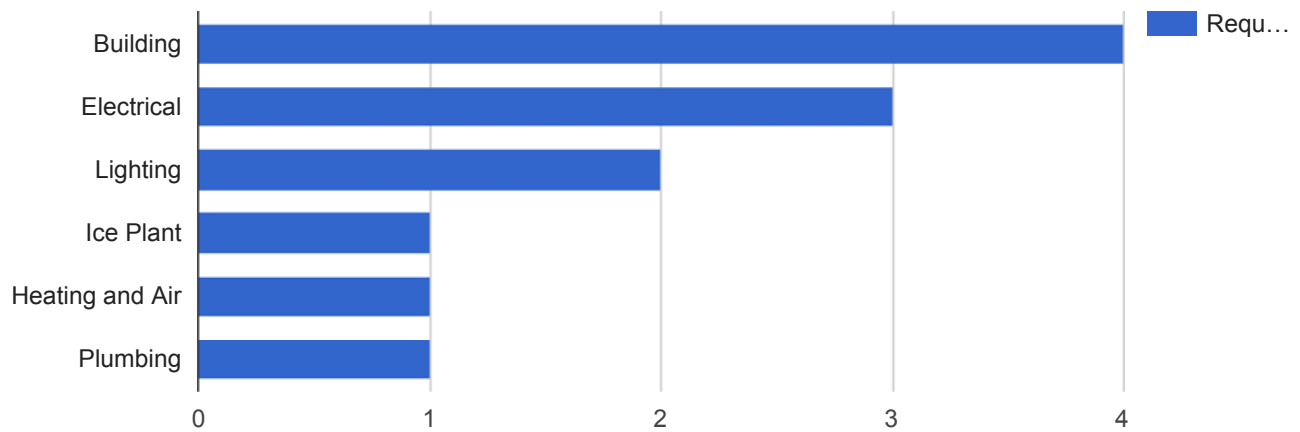


# Facilities Closed Projects by Type

**APPLIED FILTERS**



Date range: **Aug 1, 2018 - Aug 31, 2018**  
 Department: **Facilities**  
 Request Type: **All**  
 Status: **Closed**  
 Service Type: **Project**  
 Building: **All**



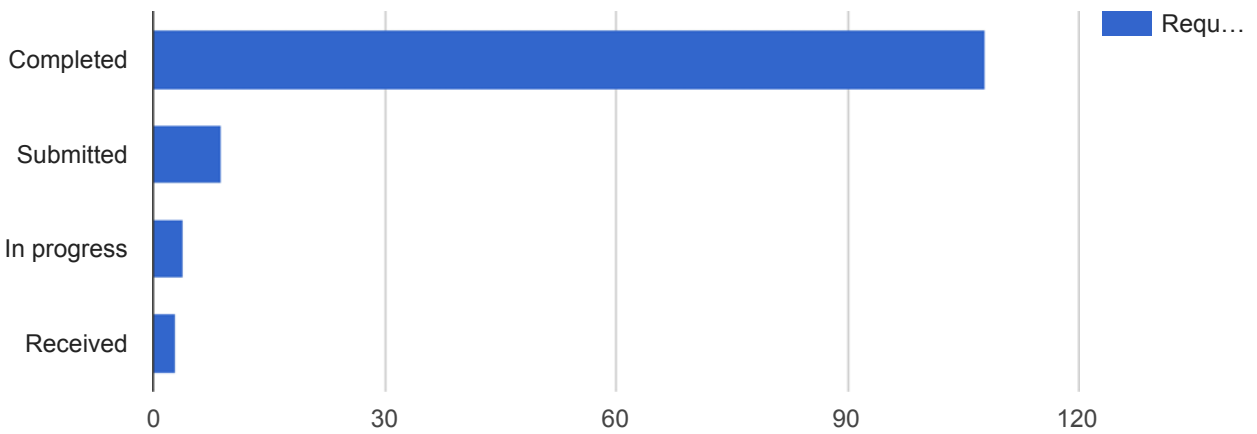
Request Type	Requests	Percent
Building	4	33.3%
Electrical	3	25.0%
Lighting	2	16.7%
Ice Plant	1	8.3%
Heating and Air	1	8.3%
Plumbing	1	8.3%

# Facilities Monthly Work Order Summary

**APPLIED FILTERS**



Date range: **Aug 1, 2018 - Aug 31, 2018**  
 Department: **Facilities**  
 Keyword: **All**  
 Request Type: **All**  
 Status: **All**  
 Service Type: **All**



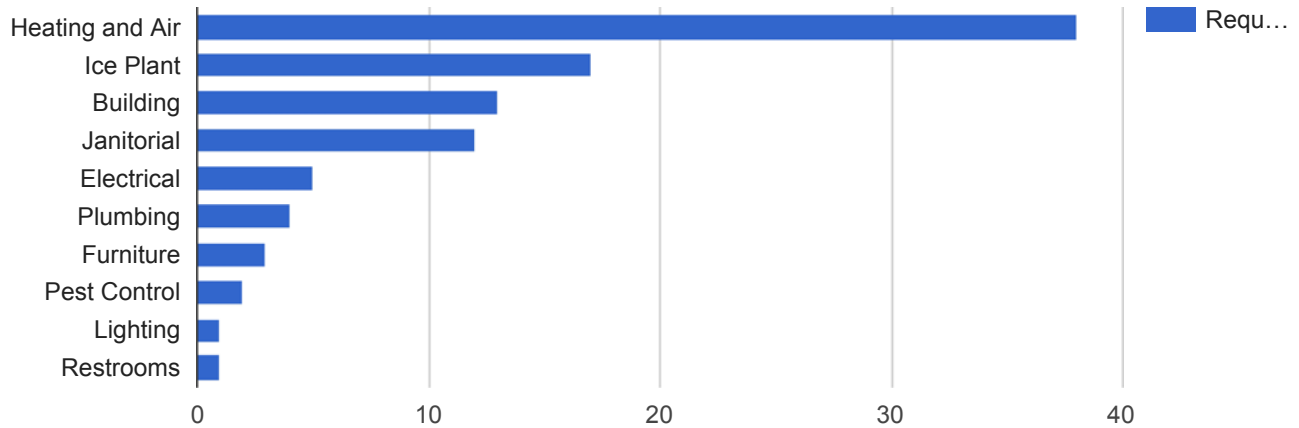
Status	Requests	Percent
Completed	108	87.1%
Submitted	9	7.3%
In progress	4	3.2%
Received	3	2.4%

# Facilities Closed Work Orders by Type

**APPLIED FILTERS**



Date range: **Aug 1, 2018 - Aug 31, 2018**  
 Department: **Facilities**  
 Request Type: **All**  
 Status: **Closed**  
 Service Type: **Custodial, Maintenance, Repair**  
 Building: **All**



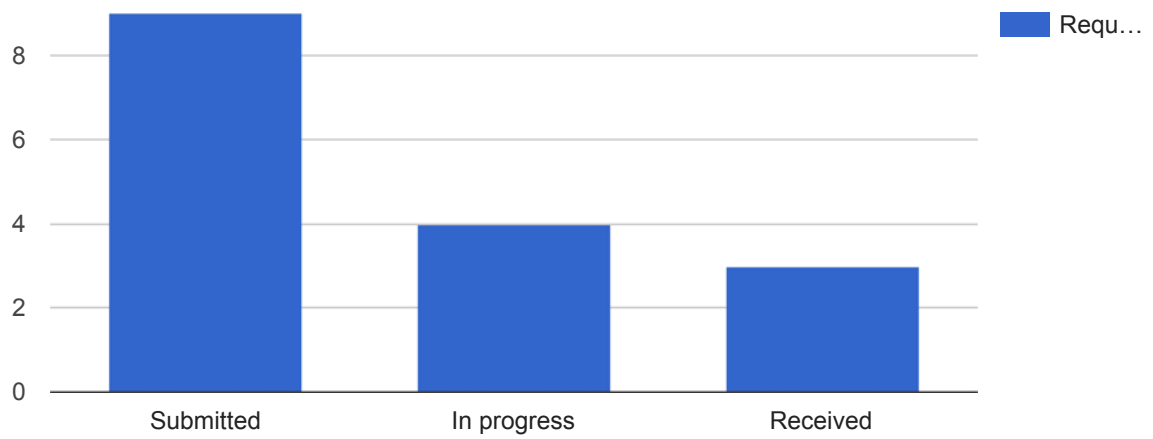
Request Type	Requests	Percent
Heating and Air	38	39.6%
Ice Plant	17	17.7%
Building	13	13.5%
Janitorial	12	12.5%
Electrical	5	5.2%
Plumbing	4	4.2%
Furniture	3	3.1%
Pest Control	2	2.1%
Lighting	1	1.0%
Restrooms	1	1.0%

# Facilities Open Work Orders - Monthly Report

**APPLIED FILTERS**



Date range: **Aug 1, 2018 - Aug 31, 2018**  
 Department: **Facilities**  
 Keyword: **All**  
 Request Type: **All**  
 Status: **Other, In Progress, Received, Submitted**



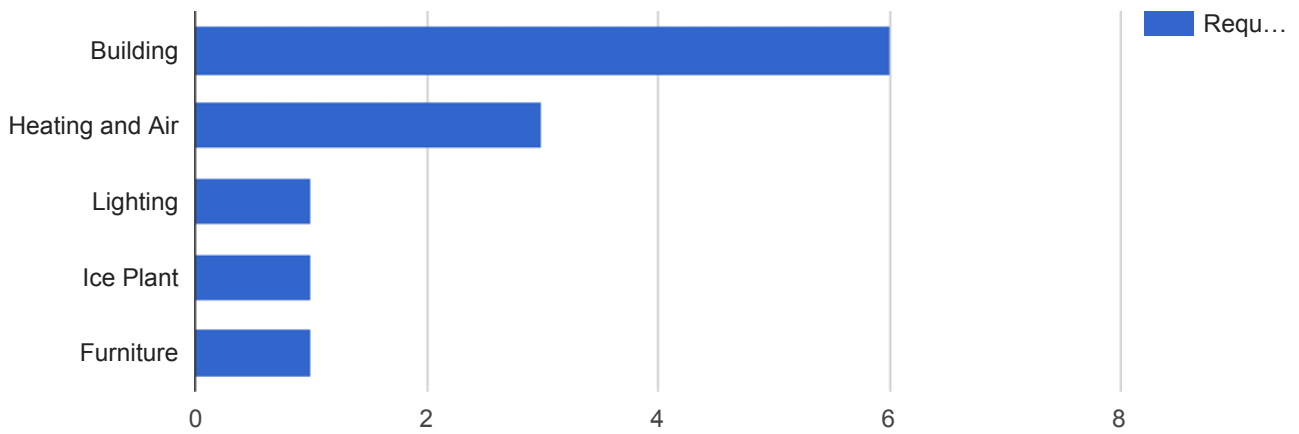
Status	Requests	Percent
Submitted	9	56.3%
In progress	4	25.0%
Received	3	18.8%

# Facilities Closed Work Orders - City Hall

**APPLIED FILTERS**



Date range: **Aug 1, 2018 - Aug 31, 2018**  
 Department: **Facilities**  
 Keyword: **All**  
 Request Type: **All**  
 Status: **Closed**  
 Address: **109 East Olive**



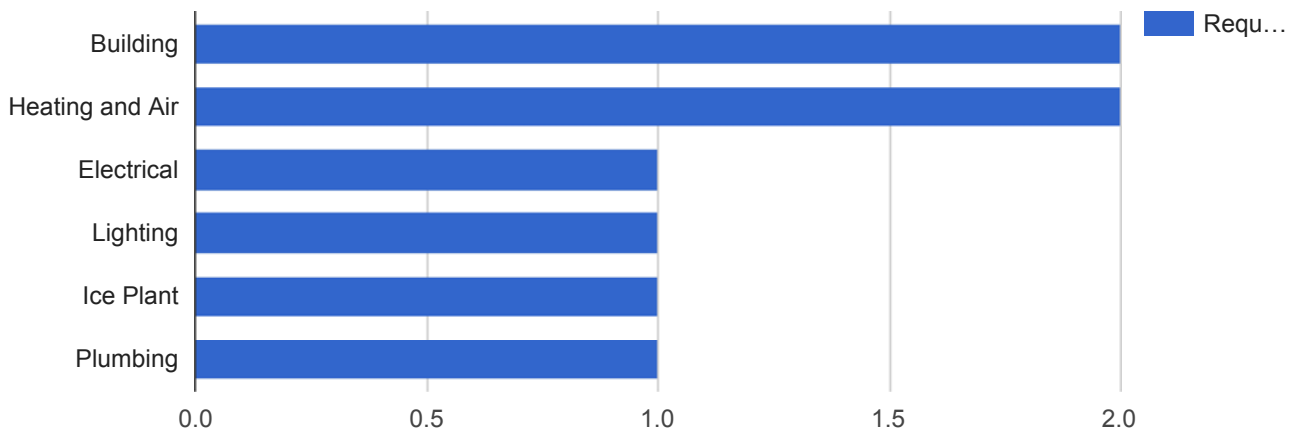
Request Type	Requests	Percent
Building	6	50.0%
Heating and Air	3	25.0%
Lighting	1	8.3%
Ice Plant	1	8.3%
Furniture	1	8.3%

# Facilities Closed Work Orders - Police Admin

**APPLIED FILTERS**



Date range: **Aug 1, 2018 - Aug 31, 2018**  
 Department: **Facilities**  
 Keyword: **All**  
 Request Type: **All**  
 Status: **Closed**  
 Address: **305 South East**



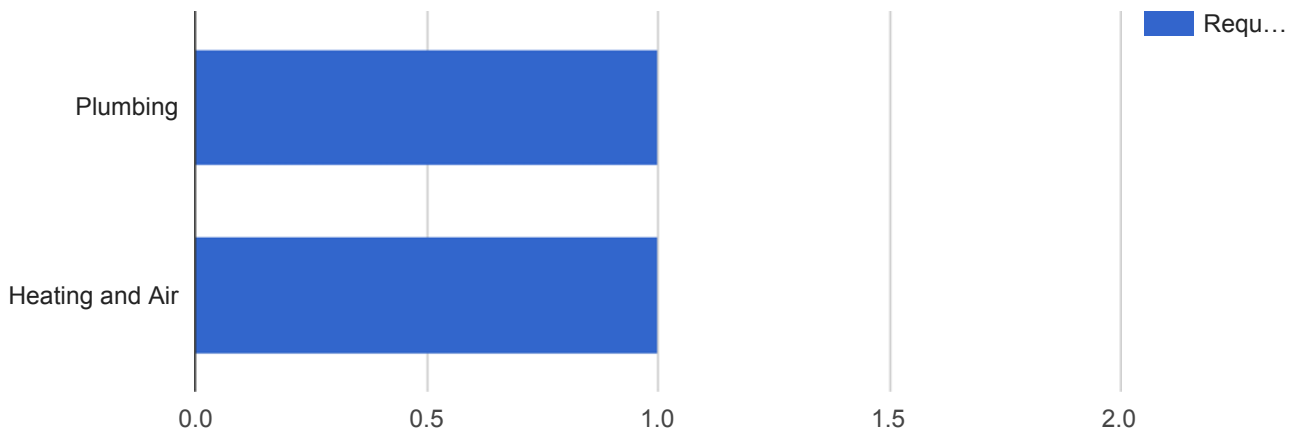
Request Type	Requests	Percent
Building	2	25.0%
Heating and Air	2	25.0%
Electrical	1	12.5%
Lighting	1	12.5%
Ice Plant	1	12.5%
Plumbing	1	12.5%

# Facilities Closed Work Orders - Public Works

**APPLIED FILTERS**



Date range: **Aug 1, 2018 - Aug 31, 2018**  
 Department: **Facilities**  
 Keyword: **All**  
 Request Type: **All**  
 Status: **Closed**  
 Address: **401 1/2 South East, 401 South East, 336 South Main**



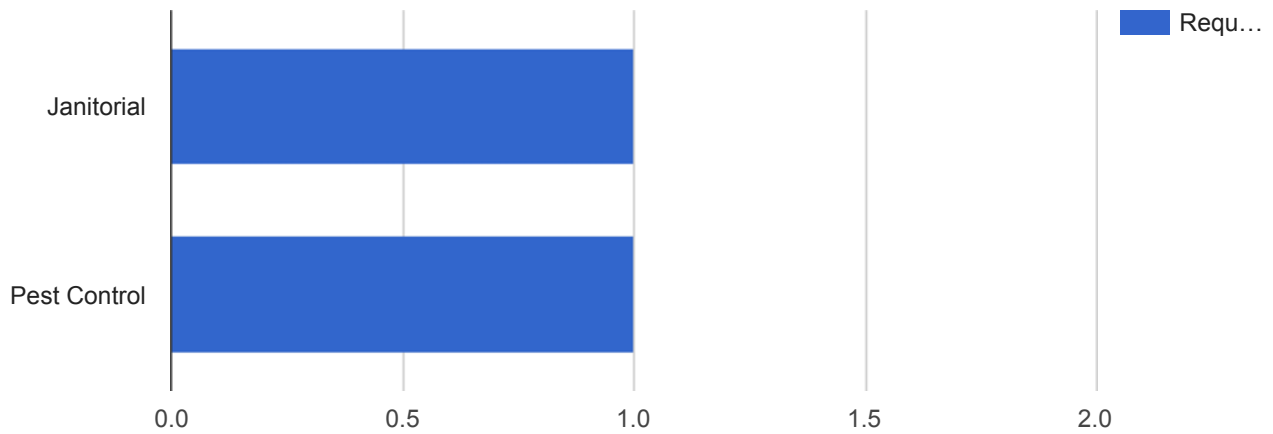
Request Type	Requests	Percent
Plumbing	1	50.0%
Heating and Air	1	50.0%

# Facilities Closed Work Orders - Records Storage

**APPLIED FILTERS**



Date range: **Aug 1, 2018 - Aug 31, 2018**  
 Department: **Facilities**  
 Keyword: **All**  
 Request Type: **All**  
 Status: **Closed**  
 Address: **301 East Jackson Street**



Request Type	Requests	Percent
Janitorial	1	50.0%
Pest Control	1	50.0%

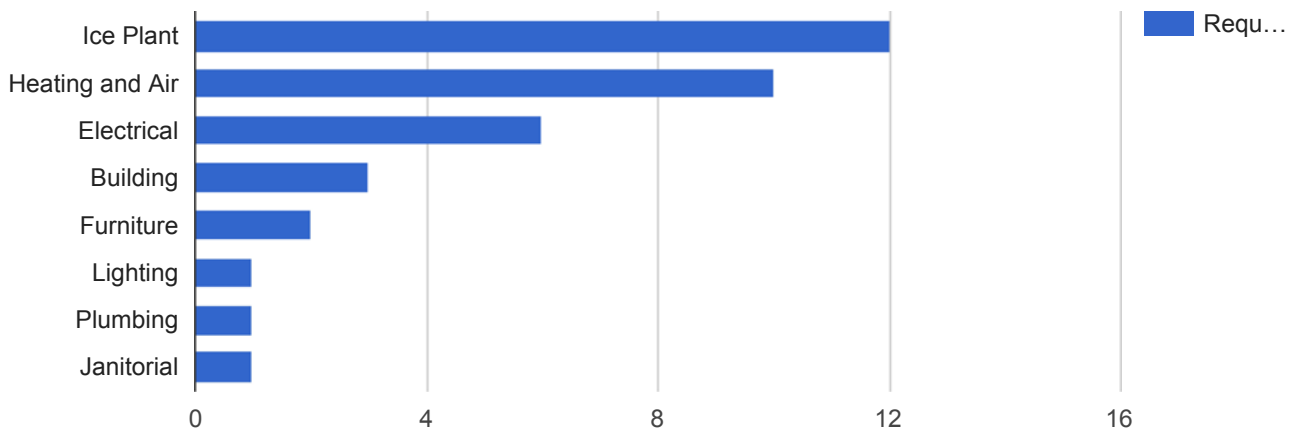


# Facilities Closed Work Orders - Arena

**APPLIED FILTERS**



Date range: **Aug 1, 2018 - Aug 31, 2018**  
 Department: **Facilities**  
 Keyword: **All**  
 Request Type: **All**  
 Status: **Closed**  
 Address: **101 South Madison**



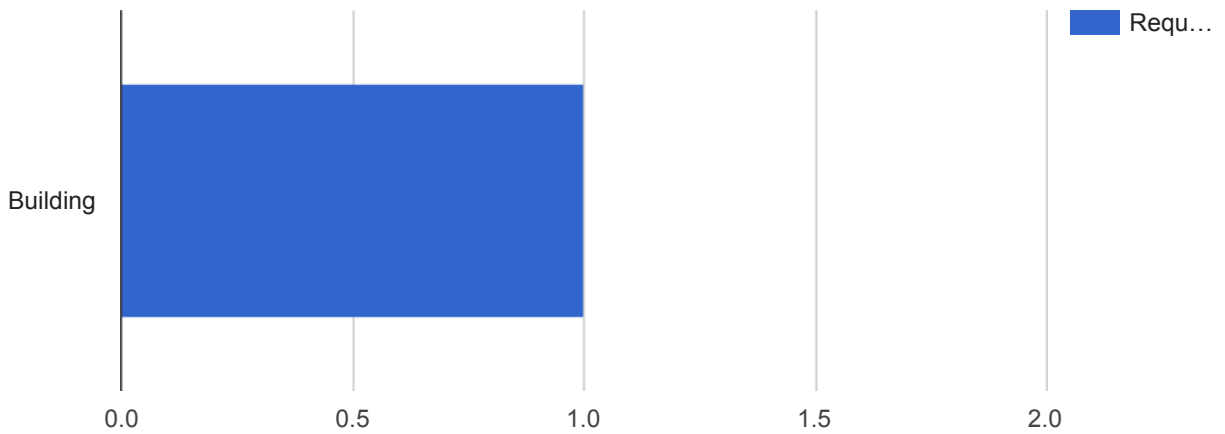
Request Type	Requests	Percent
Ice Plant	12	33.3%
Heating and Air	10	27.8%
Electrical	6	16.7%
Building	3	8.3%
Furniture	2	5.6%
Lighting	1	2.8%
Plumbing	1	2.8%
Janitorial	1	2.8%

# Facilities Closed Work Orders - Government Center

**APPLIED FILTERS**



Date range: **Aug 1, 2018 - Aug 31, 2018**  
 Department: **Facilities**  
 Keyword: **All**  
 Request Type: **All**  
 Status: **Closed**  
 Address: **115 East Washington**



Request Type	Requests
Building	1

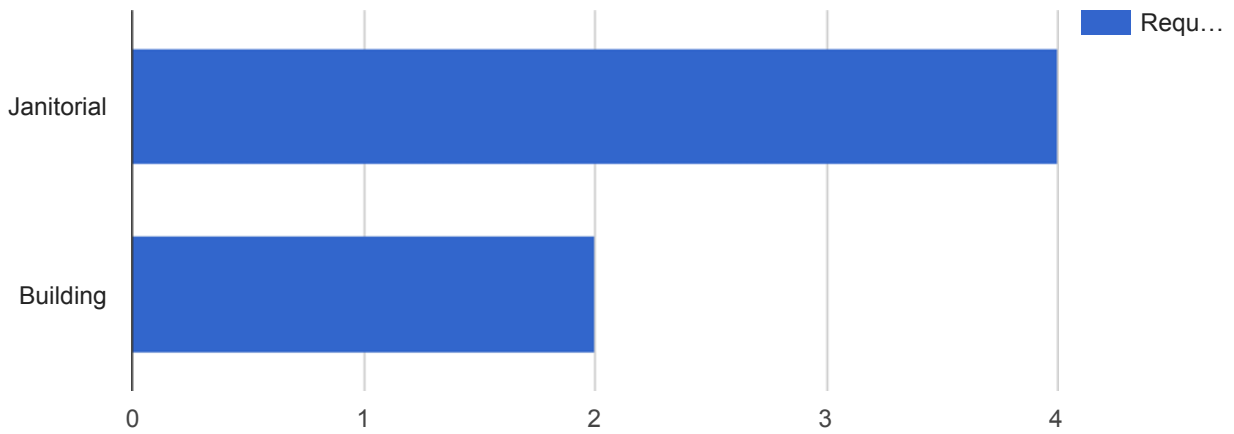
Percent
100.0%

# Facilities Closed Work Orders - Lincoln Garage

**APPLIED FILTERS**



Date range: **Aug 1, 2018 - Aug 31, 2018**  
 Department: **Facilities**  
 Keyword: **All**  
 Request Type: **All**  
 Status: **Closed**  
 Address: **101 East Front**



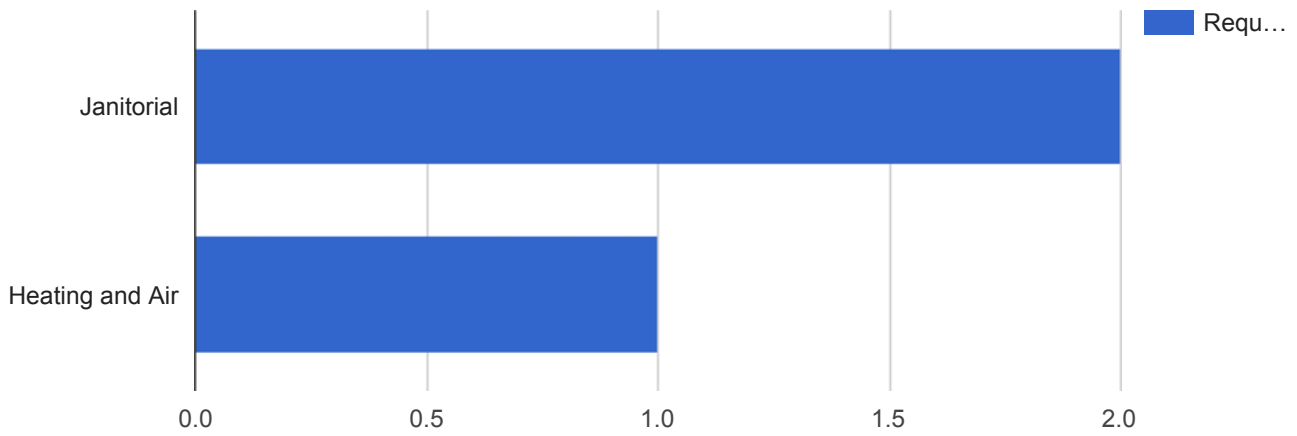
Request Type	Requests	Percent
Janitorial	4	66.7%
Building	2	33.3%

# Facilities Closed Work Orders - Market Garage

**APPLIED FILTERS**



Date range: **Aug 1, 2018 - Aug 31, 2018**  
 Department: **Facilities**  
 Keyword: **All**  
 Request Type: **All**  
 Status: **Closed**  
 Address: **400 North Center**



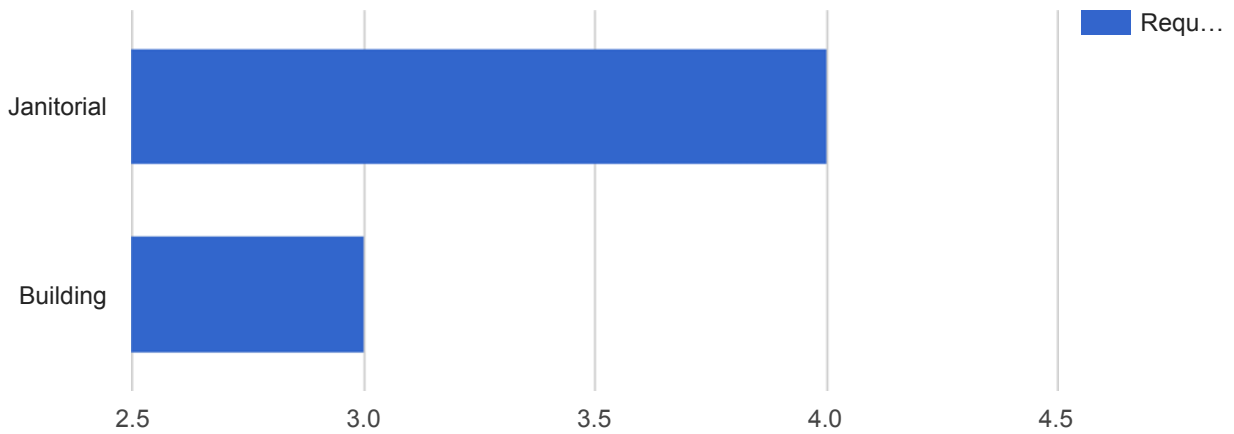
Request Type	Requests	Percent
Janitorial	2	66.7%
Heating and Air	1	33.3%

# Facilities Closed Work Orders - Pepsi Ice Garage

**APPLIED FILTERS**



Date range: **Aug 1, 2018 - Aug 31, 2018**  
 Department: **Facilities**  
 Keyword: **All**  
 Request Type: **All**  
 Status: **Closed**  
 Address: **205 South Roosevelt**



Request Type	Requests	Percent
Janitorial	4	57.1%
Building	3	42.9%