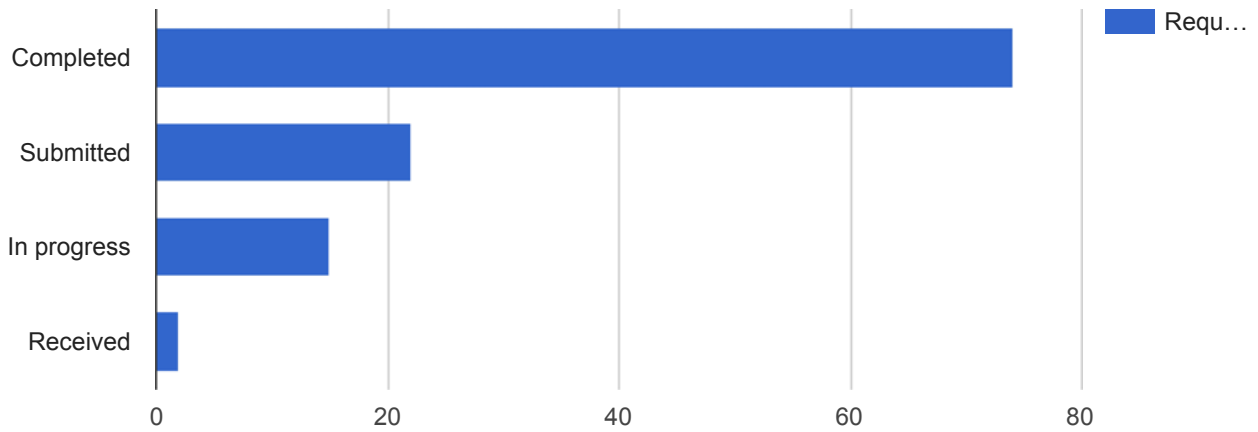


# Facilities Monthly Work Order Summary

**APPLIED FILTERS**



Date range: **Jun 1, 2018 - Jun 30, 2018**  
 Department: **Facilities**  
 Keyword: **All**  
 Request Type: **All**  
 Status: **All**  
 Service Type: **All**



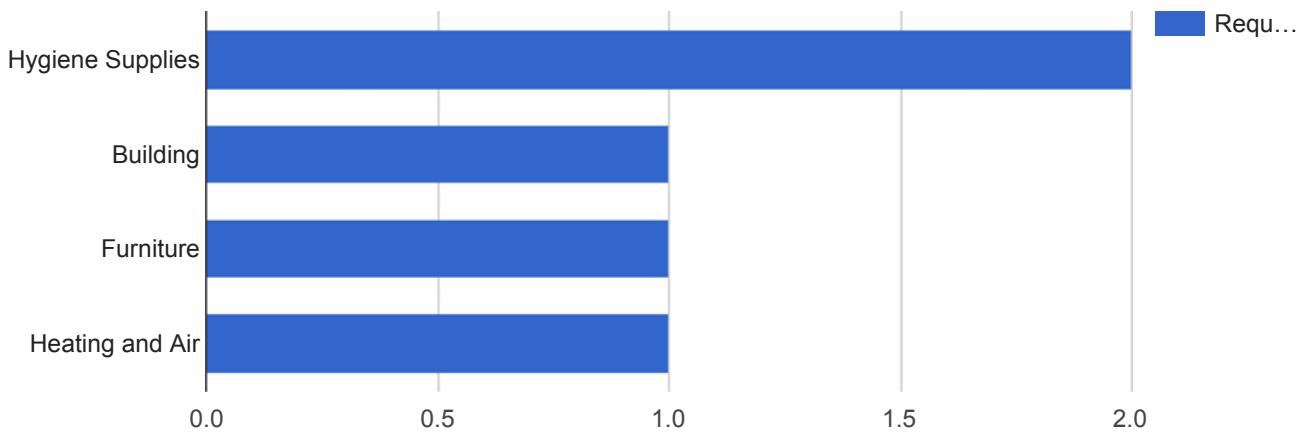
Status	Requests	Percent
Completed	74	65.5%
Submitted	22	19.5%
In progress	15	13.3%
Received	2	1.8%

# Facilities Closed Work Orders - City Hall

**APPLIED FILTERS**



Date range: **Jun 1, 2018 - Jun 30, 2018**  
 Department: **Facilities**  
 Keyword: **All**  
 Request Type: **All**  
 Status: **Closed**  
 Address: **109 East Olive**



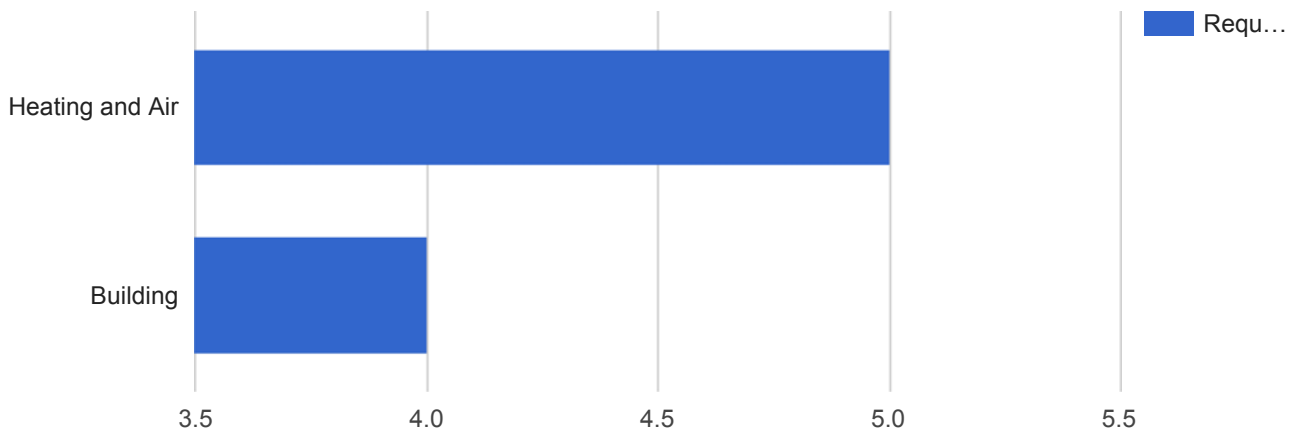
Request Type	Requests	Percent
Hygiene Supplies	2	40.0%
Building	1	20.0%
Furniture	1	20.0%
Heating and Air	1	20.0%

# Facilities Closed Work Orders - Police

**APPLIED FILTERS**



Date range: **Jun 1, 2018 - Jun 30, 2018**  
 Department: **Facilities**  
 Keyword: **All**  
 Request Type: **All**  
 Status: **Closed**  
 Address: **305 South East**



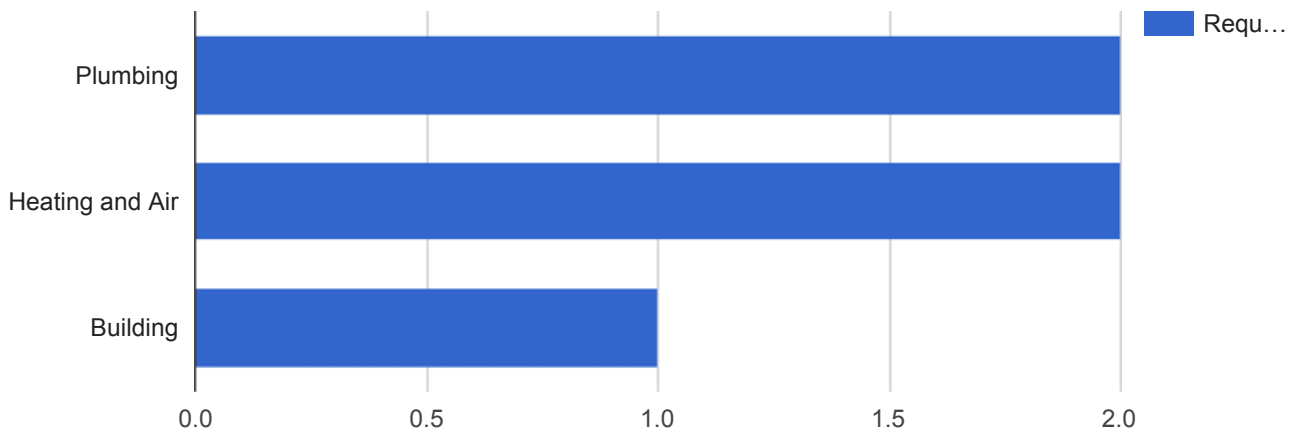
Request Type	Requests	Percent
Heating and Air	5	55.6%
Building	4	44.4%

# Facilities Closed Work Orders - Public Works

**APPLIED FILTERS**



Date range: **Jun 1, 2018 - Jun 30, 2018**  
 Department: **Facilities**  
 Keyword: **All**  
 Request Type: **All**  
 Status: **Closed**  
 Address: **401 1/2 South East, 401 South East, 336 South Main**



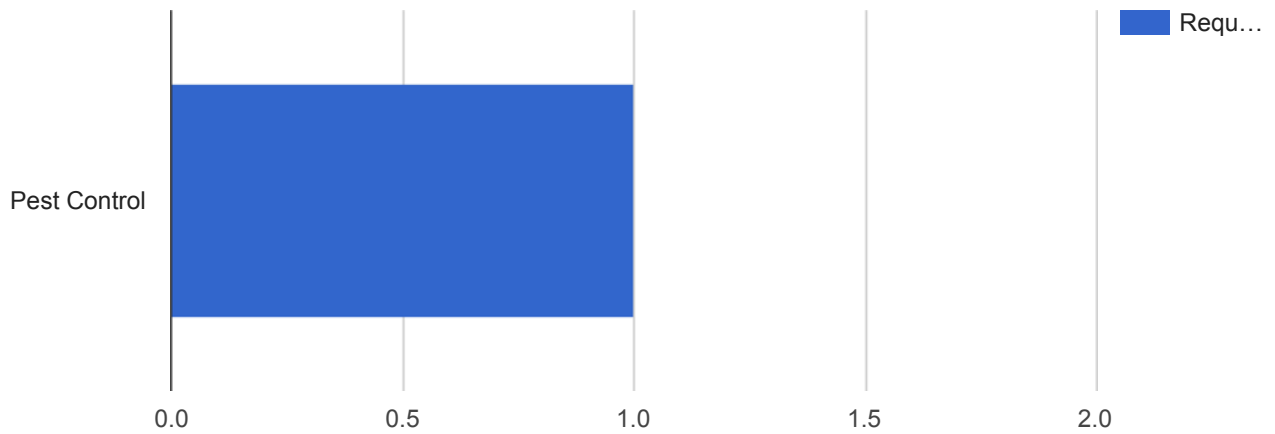
Request Type	Requests	Percent
Plumbing	2	40.0%
Heating and Air	2	40.0%
Building	1	20.0%

# Facilities Closed Work Orders - Records Storage

## APPLIED FILTERS



Date range: **Jun 1, 2018 - Jun 30, 2018**  
Department: **Facilities**  
Keyword: **All**  
Request Type: **All**  
Status: **Closed**  
Address: **301 East Jackson Street**



Request Type	Requests
Pest Control	1

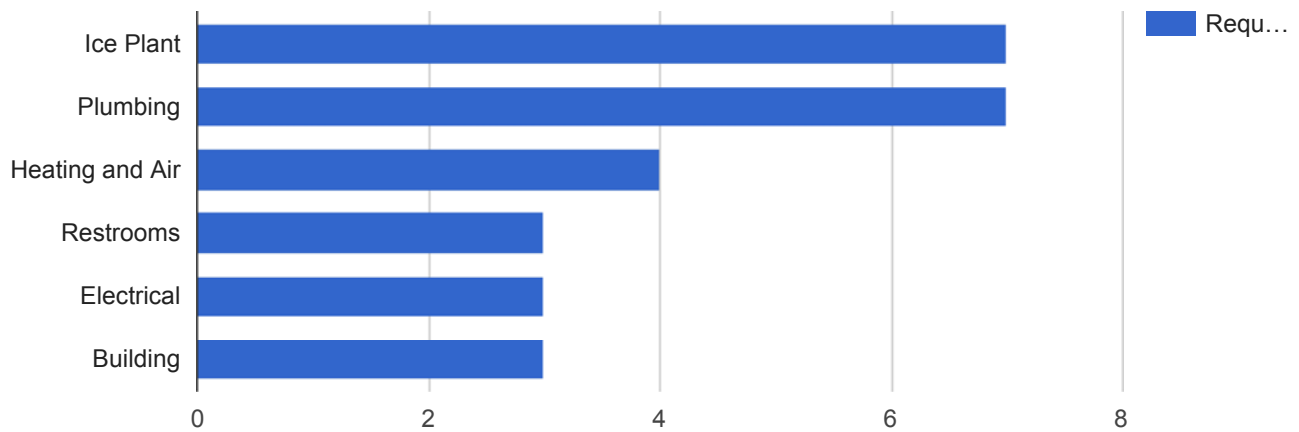
Percent
100.0%

# Facilities Closed Work Orders - Arena

**APPLIED FILTERS**



Date range: **Jun 1, 2018 - Jun 30, 2018**  
 Department: **Facilities**  
 Keyword: **All**  
 Request Type: **All**  
 Status: **Closed**  
 Address: **101 South Madison**



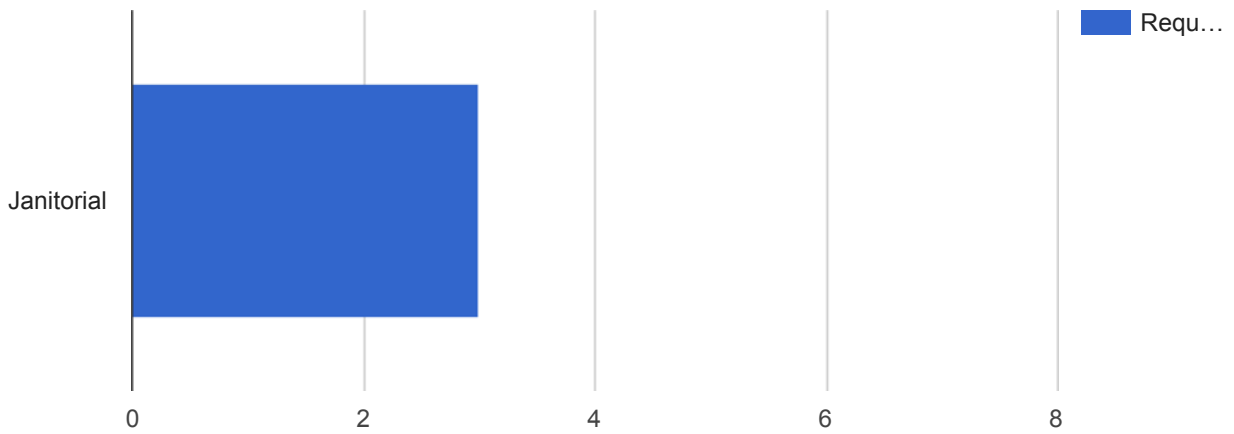
Request Type	Requests	Percent
Ice Plant	7	25.9%
Plumbing	7	25.9%
Heating and Air	4	14.8%
Restrooms	3	11.1%
Electrical	3	11.1%
Building	3	11.1%

# Facilities Closed Work Orders - Lincoln Garage

**APPLIED FILTERS**



Date range: **Jun 1, 2018 - Jun 30, 2018**  
 Department: **Facilities**  
 Keyword: **All**  
 Request Type: **All**  
 Status: **Closed**  
 Address: **101 East Front**



Request Type	Requests
Janitorial	3

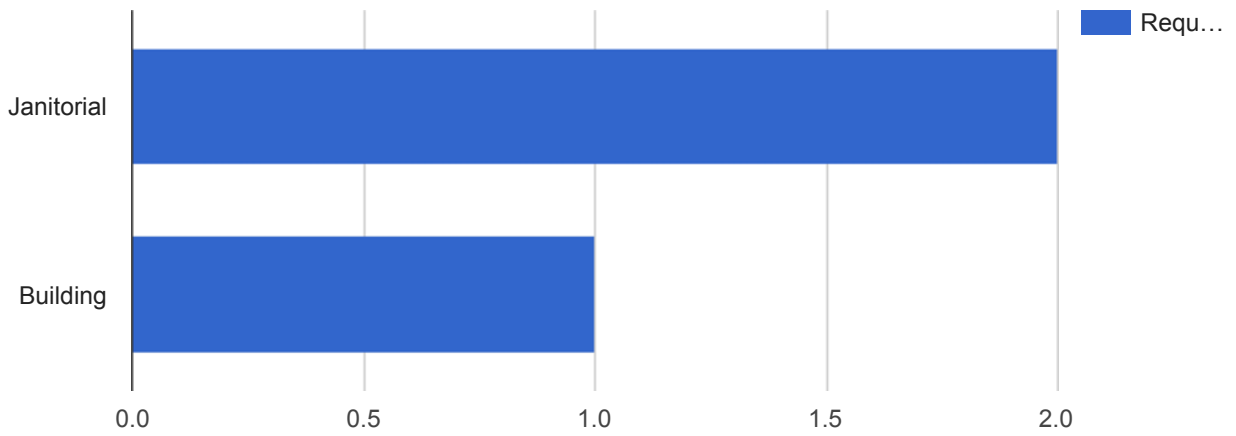
Percent
100.0%

# Facilities Closed Work Orders - Market Garage

**APPLIED FILTERS**



Date range: **Jun 1, 2018 - Jun 30, 2018**  
 Department: **Facilities**  
 Keyword: **All**  
 Request Type: **All**  
 Status: **Closed**  
 Address: **400 North Center**



Request Type	Requests	Percent
Janitorial	2	66.7%
Building	1	33.3%

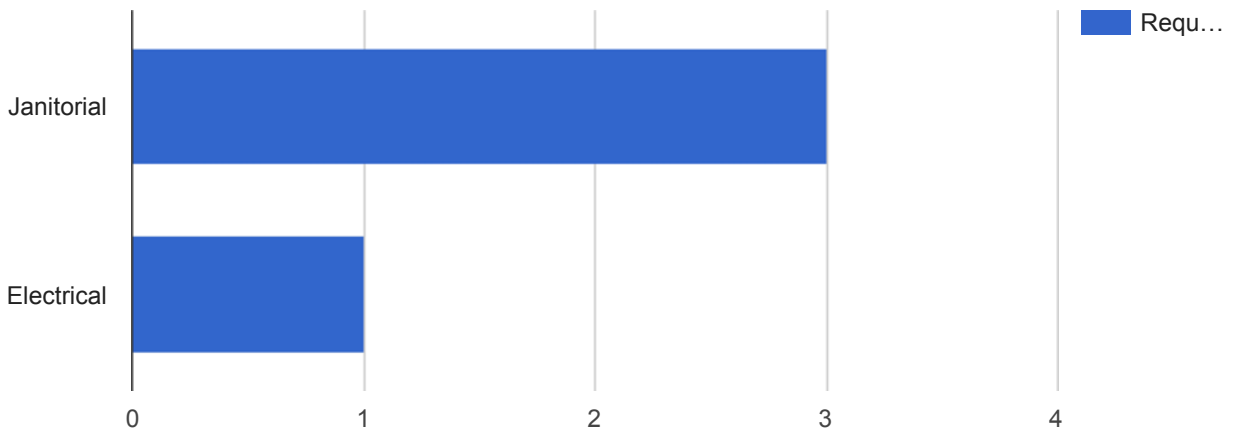


# Facilities Closed Work Orders - Pepsi Ice Garage

**APPLIED FILTERS**



Date range: **Jun 1, 2018 - Jun 30, 2018**  
 Department: **Facilities**  
 Keyword: **All**  
 Request Type: **All**  
 Status: **Closed**  
 Address: **205 South Roosevelt**



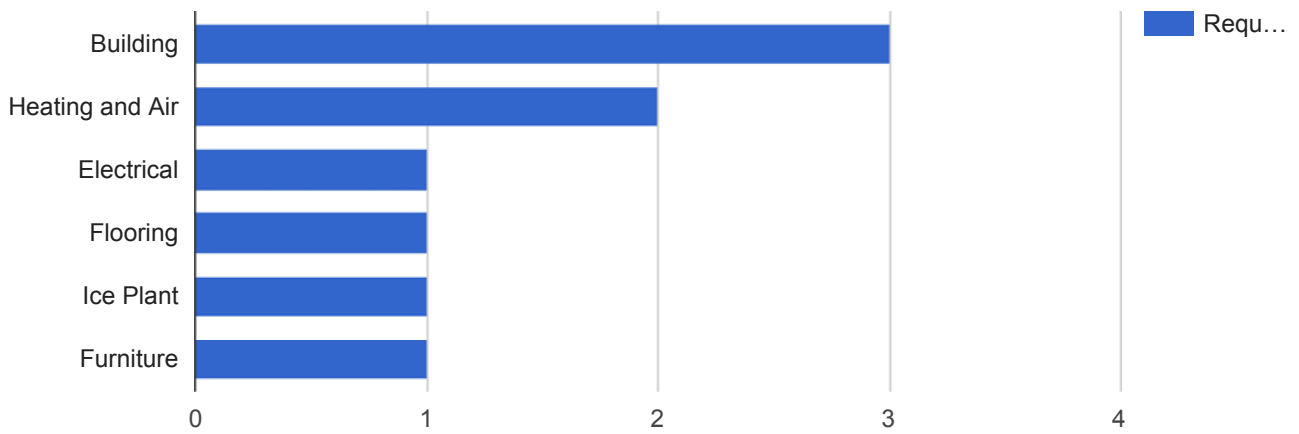
Request Type	Requests	Percent
Janitorial	3	75.0%
Electrical	1	25.0%

# Facilities Closed Projects by Type

**APPLIED FILTERS**



Date range: **Jun 1, 2018 - Jun 30, 2018**  
 Department: **Facilities**  
 Request Type: **All**  
 Status: **Closed**  
 Service Type: **Project**  
 Building: **All**



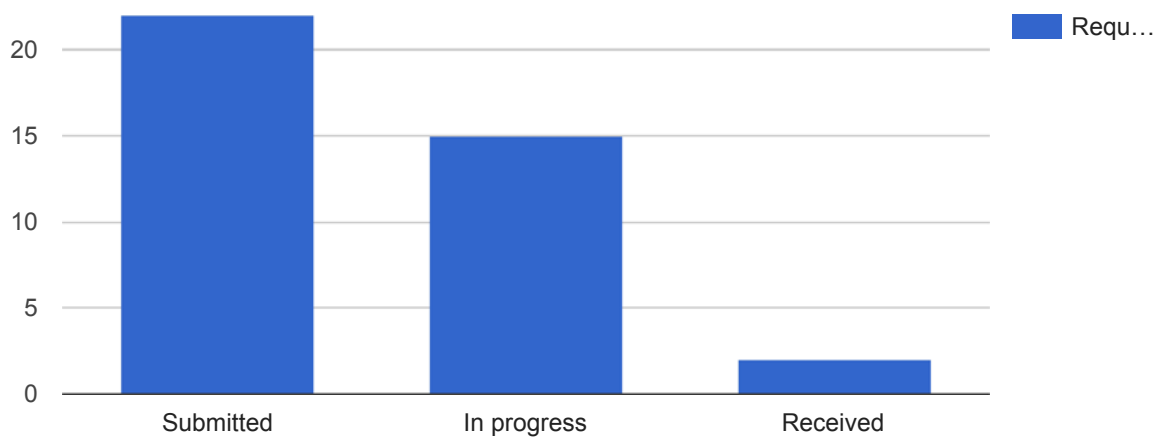
Request Type	Requests	Percent
Building	3	33.3%
Heating and Air	2	22.2%
Electrical	1	11.1%
Flooring	1	11.1%
Ice Plant	1	11.1%
Furniture	1	11.1%

# Facilities Open Work Orders - Monthly Report

**APPLIED FILTERS**



Date range: **Jun 1, 2018 - Jun 30, 2018**  
 Department: **Facilities**  
 Keyword: **All**  
 Request Type: **All**  
 Status: **Other, In Progress, Received, Submitted**



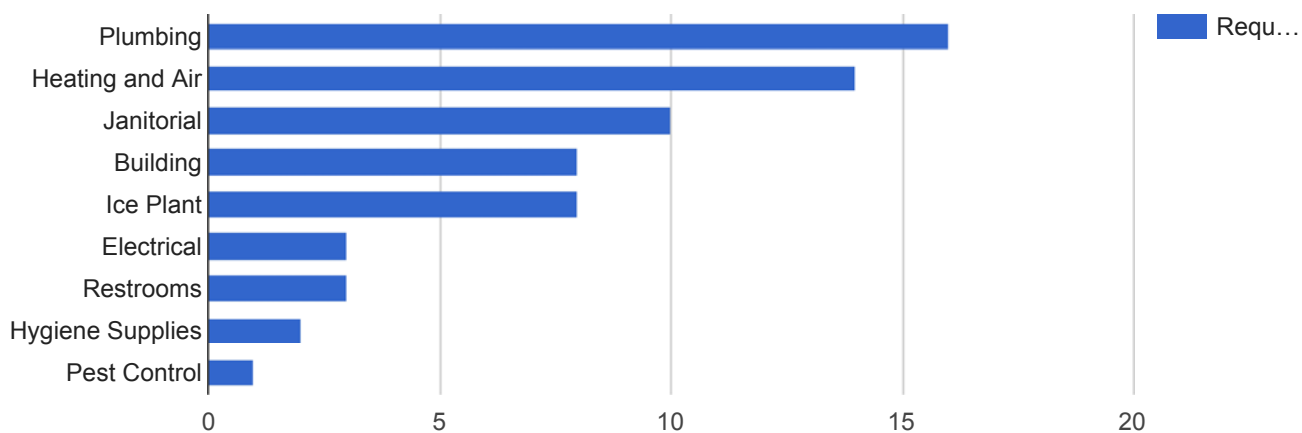
Status	Requests	Percent
Submitted	22	56.4%
In progress	15	38.5%
Received	2	5.1%

# Facilities Closed Work Orders by Type

**APPLIED FILTERS**



Date range: **Jun 1, 2018 - Jun 30, 2018**  
 Department: **Facilities**  
 Request Type: **All**  
 Status: **Closed**  
 Service Type: **Custodial, Maintenance, Repair**  
 Building: **All**



Request Type	Requests	Percent
Plumbing	16	24.6%
Heating and Air	14	21.5%
Janitorial	10	15.4%
Building	8	12.3%
Ice Plant	8	12.3%
Electrical	3	4.6%
Restrooms	3	4.6%
Hygiene Supplies	2	3.1%
Pest Control	1	1.5%