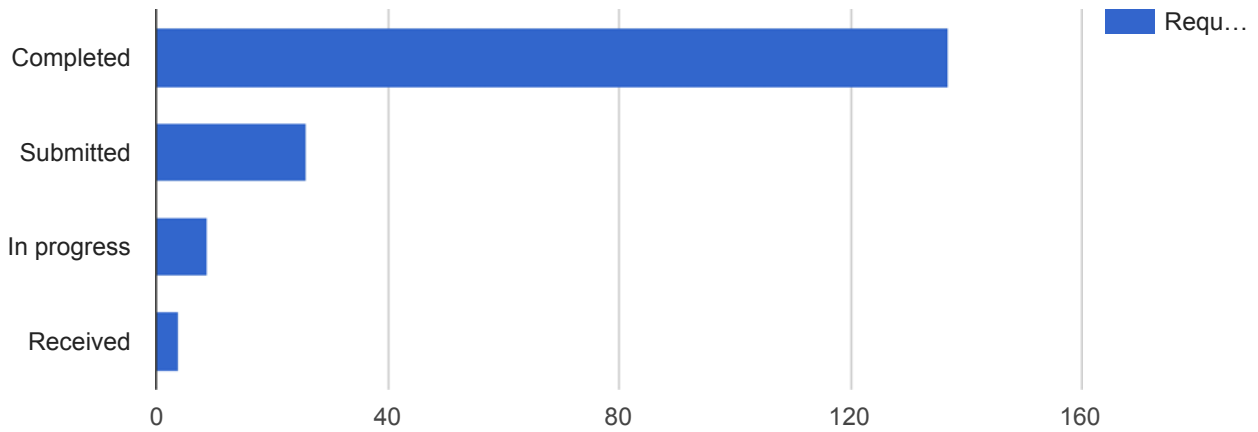


Facilities Monthly Work Order Summary

APPLIED FILTERS



Date range: **May 1, 2018 - May 31, 2018**
 Department: **Facilities**
 Keyword: **All**
 Request Type: **All**
 Status: **All**
 Service Type: **All**



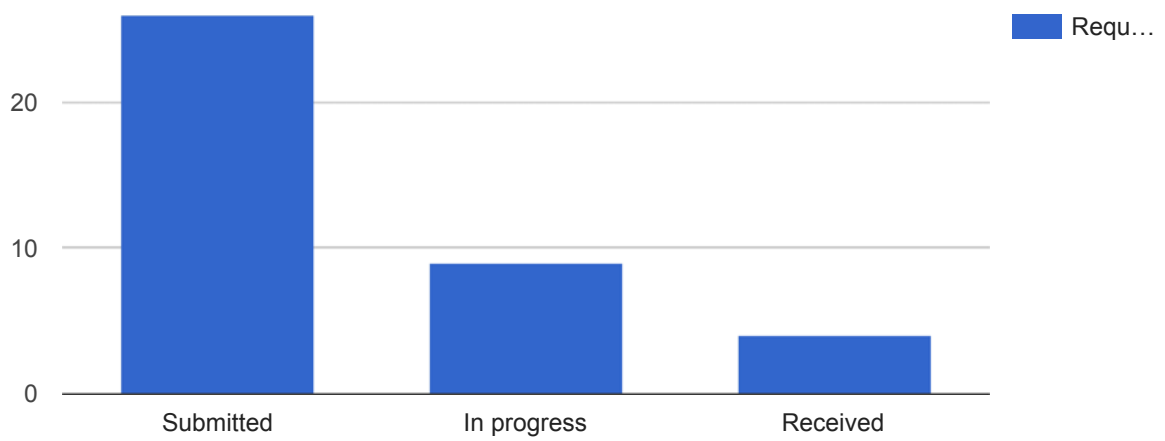
Status	Requests	Percent
Completed	137	77.8%
Submitted	26	14.8%
In progress	9	5.1%
Received	4	2.3%

Facilities Open Work Orders - Monthly Report

APPLIED FILTERS



Date range: **May 1, 2018 - May 31, 2018**
 Department: **Facilities**
 Keyword: **All**
 Request Type: **All**
 Status: **Other, In Progress, Received, Submitted**



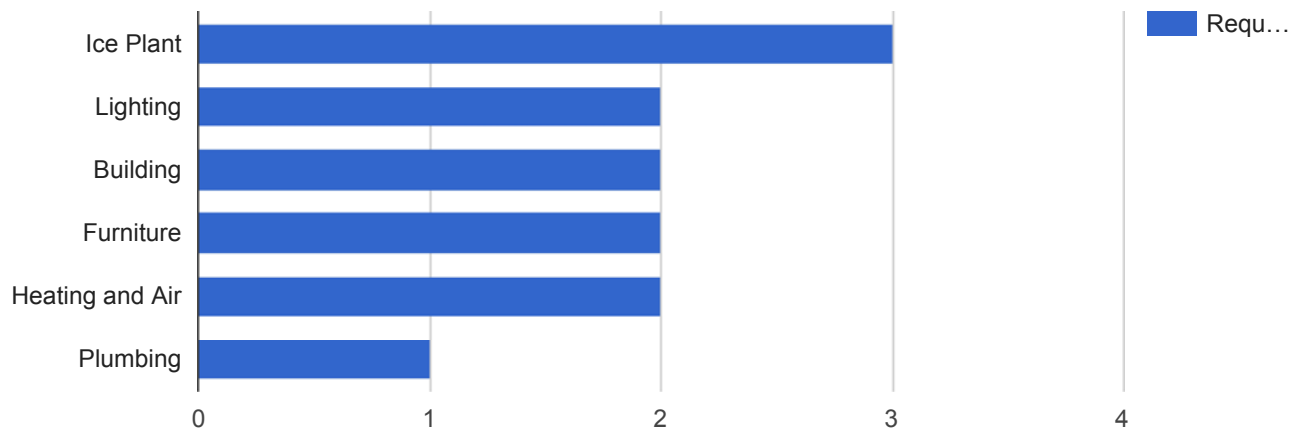
Status	Requests	Percent
Submitted	26	66.7%
In progress	9	23.1%
Received	4	10.3%

Facilities Closed Projects by Type

APPLIED FILTERS



Date range: **May 1, 2018 - May 31, 2018**
 Department: **Facilities**
 Request Type: **All**
 Status: **Closed**
 Service Type: **Project**
 Building: **All**



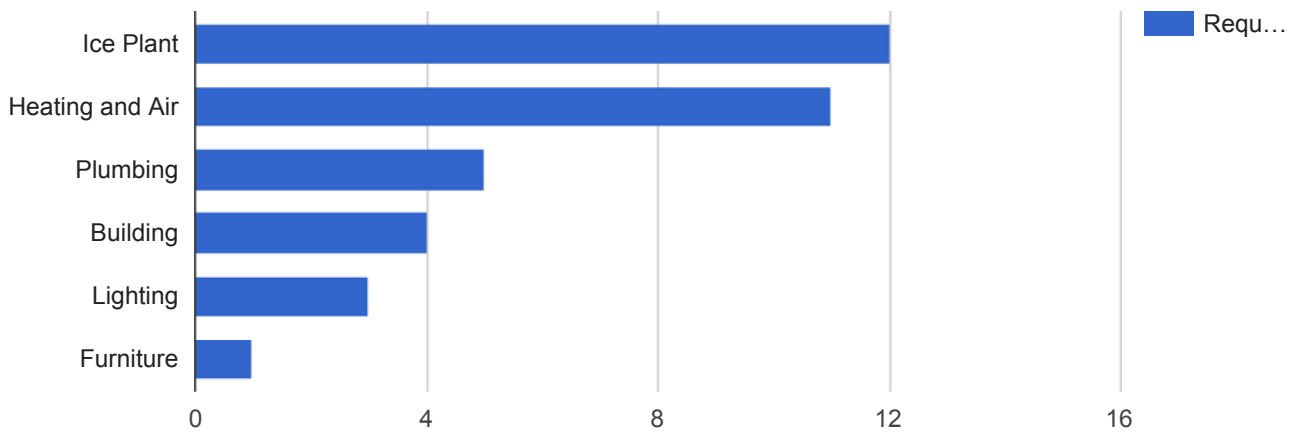
Request Type	Requests	Percent
Ice Plant	3	25.0%
Lighting	2	16.7%
Building	2	16.7%
Furniture	2	16.7%
Heating and Air	2	16.7%
Plumbing	1	8.3%

Facilities Closed Work Orders - Arena

APPLIED FILTERS



Date range: **May 1, 2018 - May 31, 2018**
 Department: **Facilities**
 Keyword: **All**
 Request Type: **All**
 Status: **Closed**
 Address: **101 South Madison**



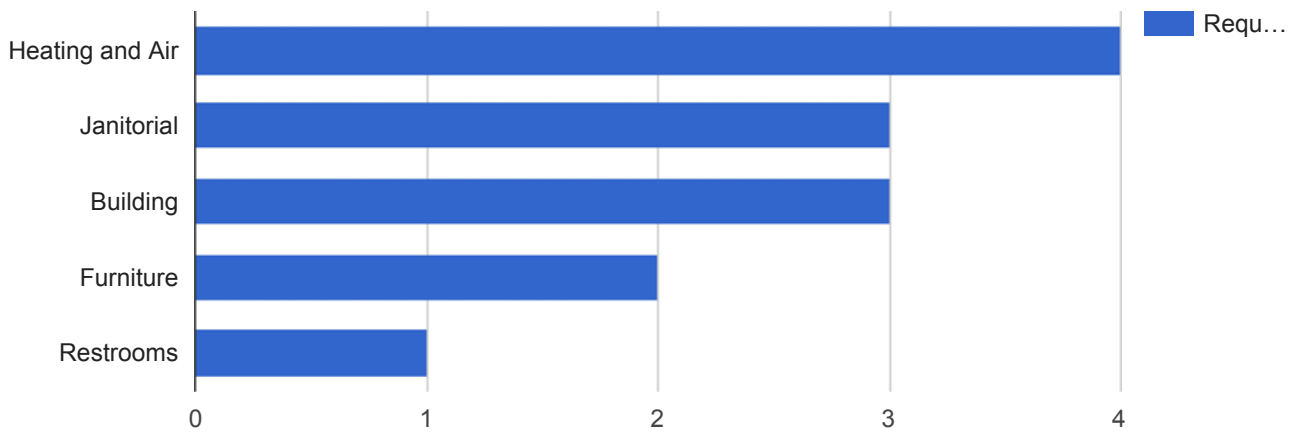
Request Type	Requests	Percent
Ice Plant	12	33.3%
Heating and Air	11	30.6%
Plumbing	5	13.9%
Building	4	11.1%
Lighting	3	8.3%
Furniture	1	2.8%

Facilities Closed Work Orders - City Hall

APPLIED FILTERS



Date range: **May 1, 2018 - May 31, 2018**
 Department: **Facilities**
 Keyword: **All**
 Request Type: **All**
 Status: **Closed**
 Address: **109 East Olive**



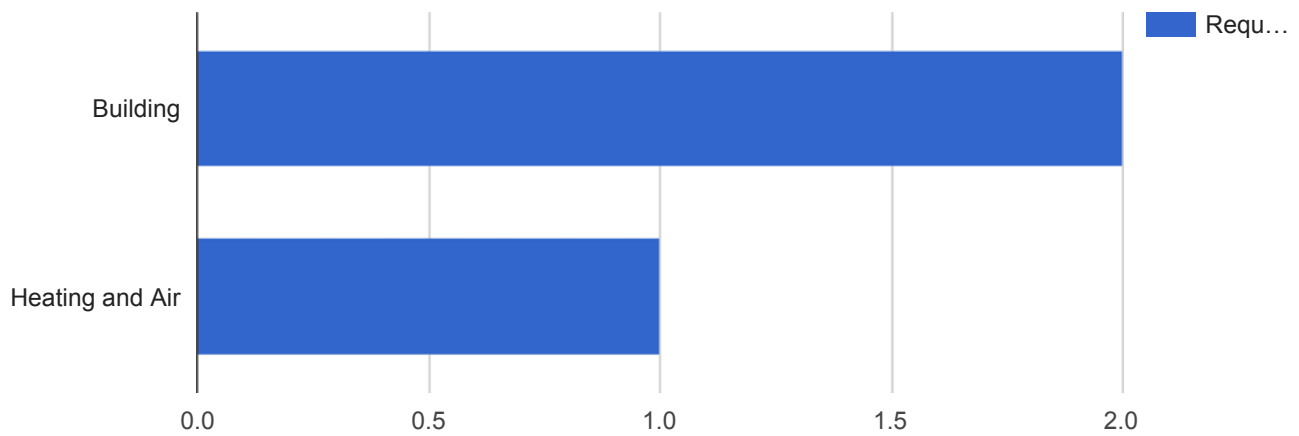
Request Type	Requests	Percent
Heating and Air	4	30.8%
Janitorial	3	23.1%
Building	3	23.1%
Furniture	2	15.4%
Restrooms	1	7.7%

Facilities Closed Work Orders - Government Center

APPLIED FILTERS



Date range: **May 1, 2018 - May 31, 2018**
 Department: **Facilities**
 Keyword: **All**
 Request Type: **All**
 Status: **Closed**
 Address: **115 East Washington**



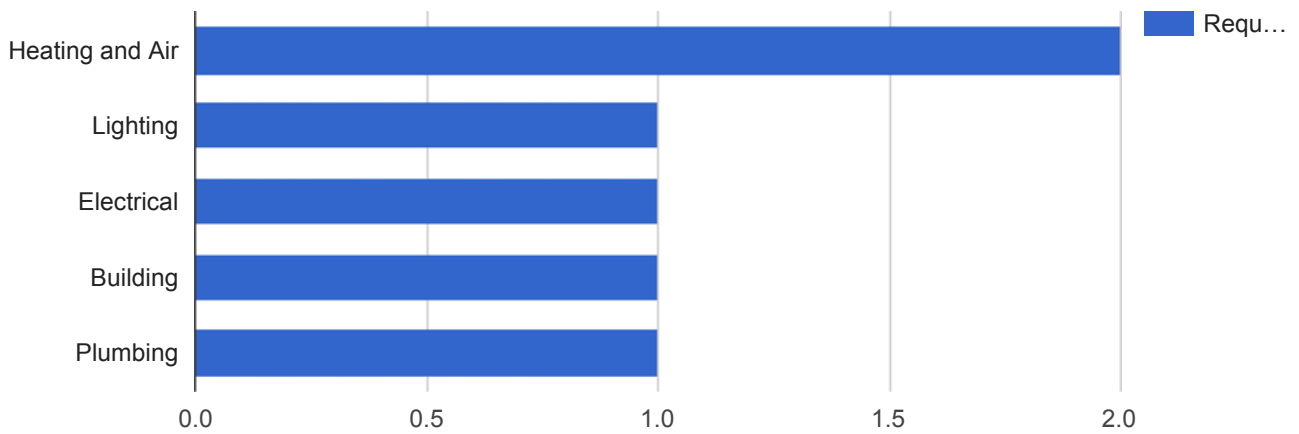
Request Type	Requests	Percent
Building	2	66.7%
Heating and Air	1	33.3%

Facilities Closed Work Orders - Police

APPLIED FILTERS



Date range: **May 1, 2018 - May 31, 2018**
 Department: **Facilities**
 Keyword: **All**
 Request Type: **All**
 Status: **Closed**
 Address: **305 South East**



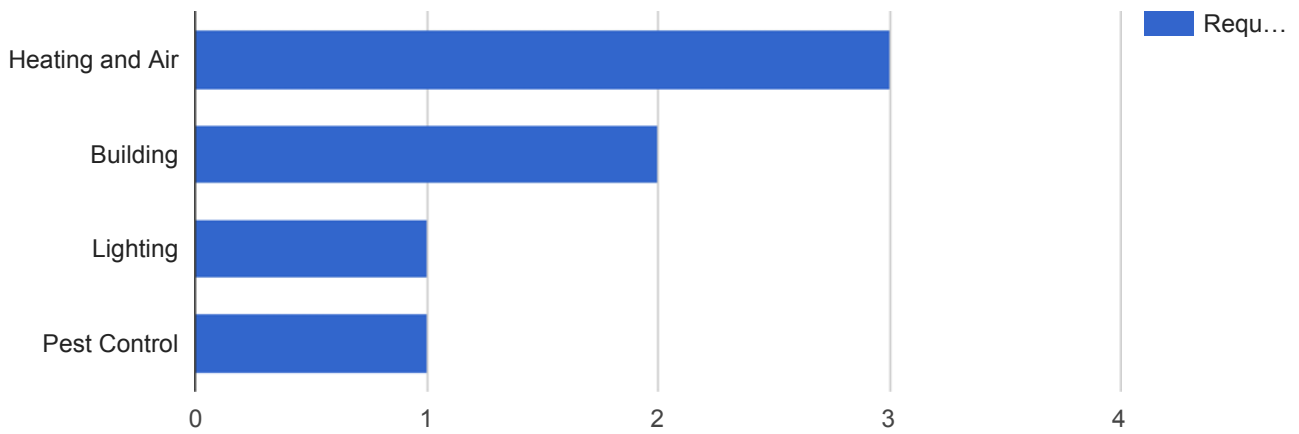
Request Type	Requests	Percent
Heating and Air	2	33.3%
Lighting	1	16.7%
Electrical	1	16.7%
Building	1	16.7%
Plumbing	1	16.7%

Facilities Closed Work Orders - Public Works

APPLIED FILTERS



Date range: **May 1, 2018 - May 31, 2018**
 Department: **Facilities**
 Keyword: **All**
 Request Type: **All**
 Status: **Closed**
 Address: **401 1/2 South East, 401 South East, 336 South Main**



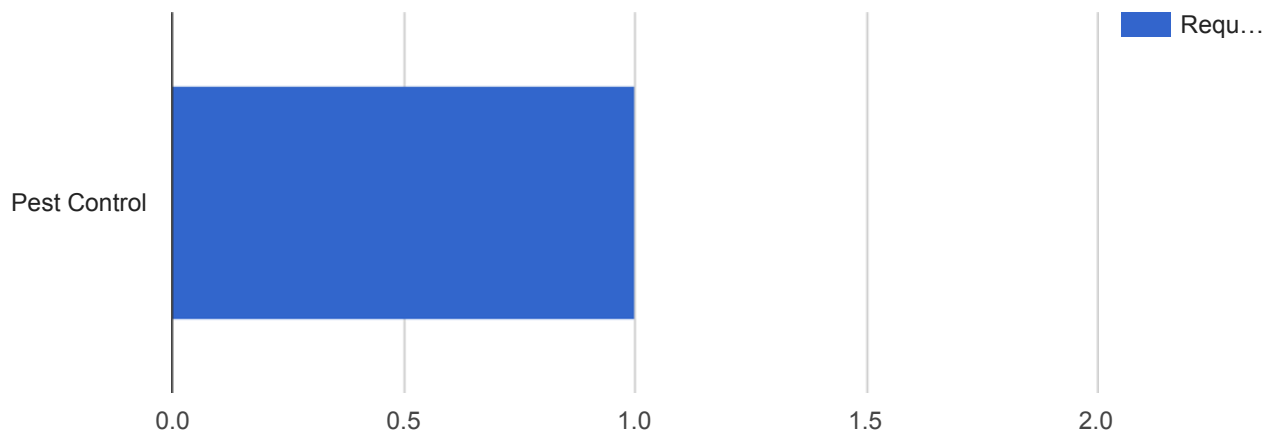
Request Type	Requests	Percent
Heating and Air	3	42.9%
Building	2	28.6%
Lighting	1	14.3%
Pest Control	1	14.3%

Facilities Closed Work Orders - Records Storage

APPLIED FILTERS



Date range: **May 1, 2018 - May 31, 2018**
 Department: **Facilities**
 Keyword: **All**
 Request Type: **All**
 Status: **Closed**
 Address: **301 East Jackson Street**



Request Type	Requests
Pest Control	1

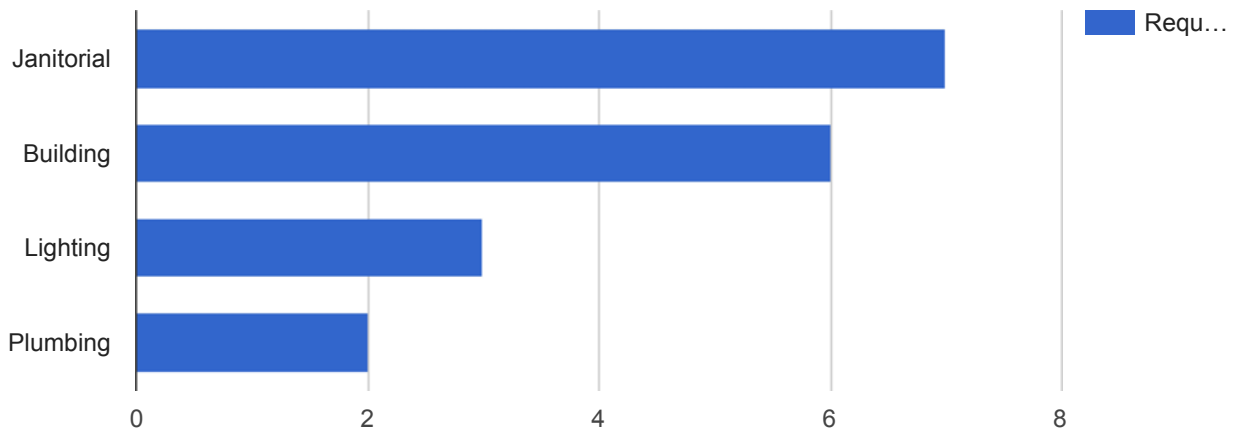
Percent
100.0%

Facilities Closed Work Orders - Lincoln Garage

APPLIED FILTERS



Date range: **May 1, 2018 - May 31, 2018**
 Department: **Facilities**
 Keyword: **All**
 Request Type: **All**
 Status: **Closed**
 Address: **101 East Front**



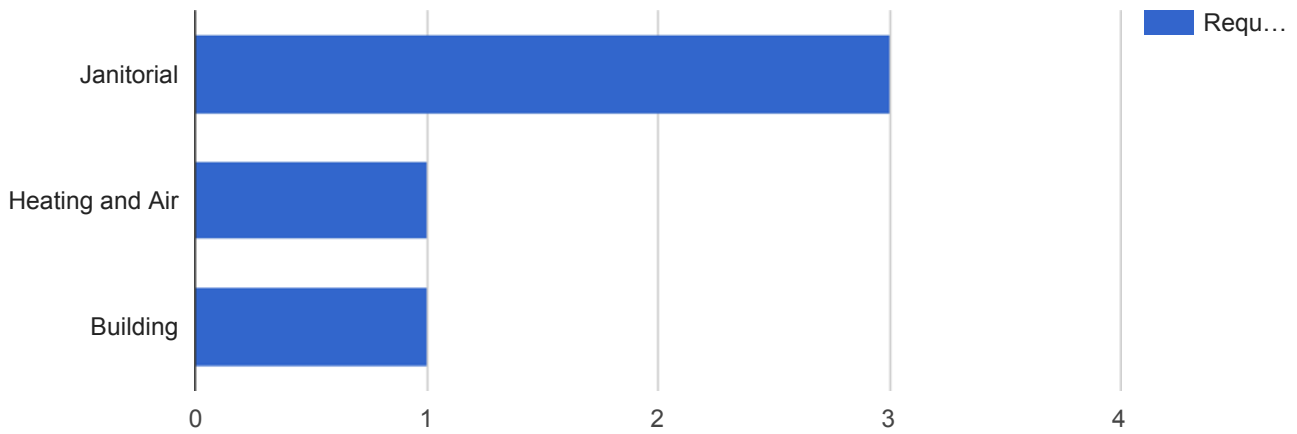
Request Type	Requests	Percent
Janitorial	7	38.9%
Building	6	33.3%
Lighting	3	16.7%
Plumbing	2	11.1%

Facilities Closed Work Orders - Market Garage

APPLIED FILTERS



Date range: **May 1, 2018 - May 31, 2018**
 Department: **Facilities**
 Keyword: **All**
 Request Type: **All**
 Status: **Closed**
 Address: **400 North Center**



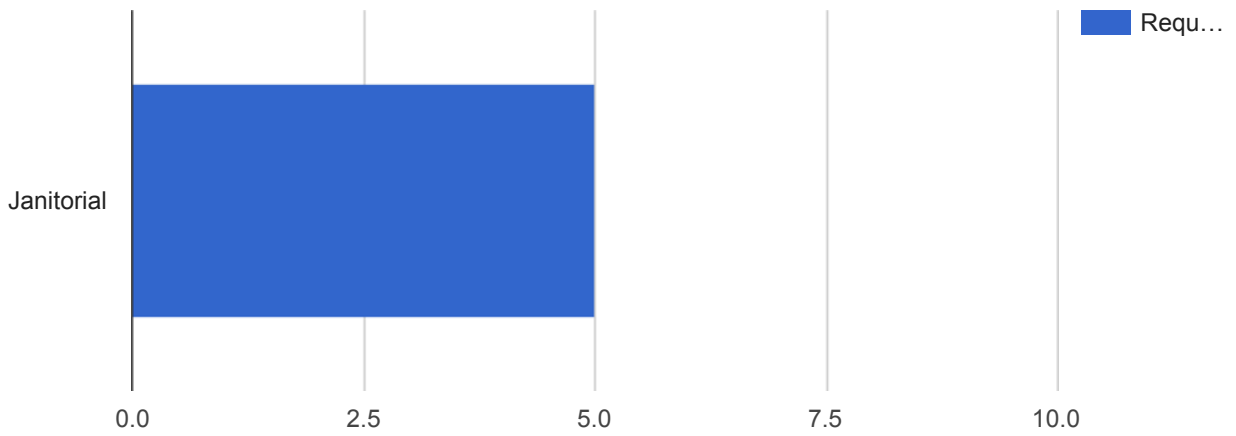
Request Type	Requests	Percent
Janitorial	3	60.0%
Heating and Air	1	20.0%
Building	1	20.0%

Facilities Closed Work Orders - Pepsi Ice Garage

APPLIED FILTERS



Date range: **May 1, 2018 - May 31, 2018**
 Department: **Facilities**
 Keyword: **All**
 Request Type: **All**
 Status: **Closed**
 Address: **205 South Roosevelt**



Request Type	Requests
Janitorial	5

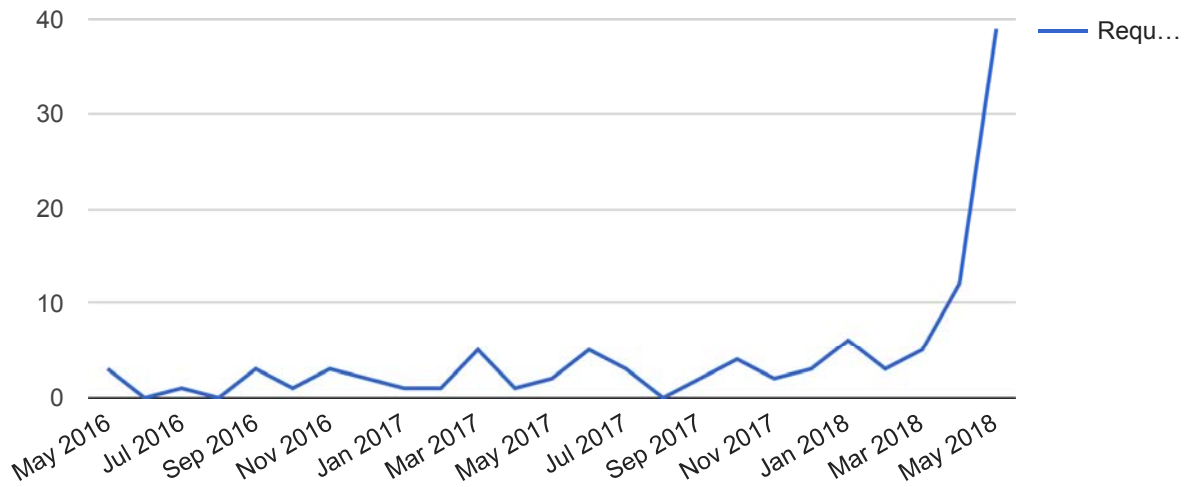
Percent
100.0%

Facilities Work Orders History

APPLIED FILTERS



Keyword: **All**
 Request Type: **All**
 Status: **Open**
 Date range: **Jan 1, 2000 - May 31, 2018**
 Department: **Facilities**



Month	Requests	Percent
May 2016	3	2.8%
Jun 2016	0	0.0%
Jul 2016	1	0.9%
Aug 2016	0	0.0%
Sep 2016	3	2.8%
Oct 2016	1	0.9%
Nov 2016	3	2.8%
Dec 2016	2	1.9%
Jan 2017	1	0.9%
Feb 2017	1	0.9%
Mar 2017	5	4.7%
Apr 2017	1	0.9%
May 2017	5	4.7%
Jun 2017	5	4.7%
Jul 2017	5	4.7%
Aug 2017	5	4.7%
Sep 2017	5	4.7%
Oct 2017	5	4.7%
Nov 2017	5	4.7%
Dec 2017	5	4.7%
Jan 2018	5	4.7%
Feb 2018	5	4.7%
Mar 2018	5	4.7%
Apr 2018	12	10.9%
May 2018	39	34.1%

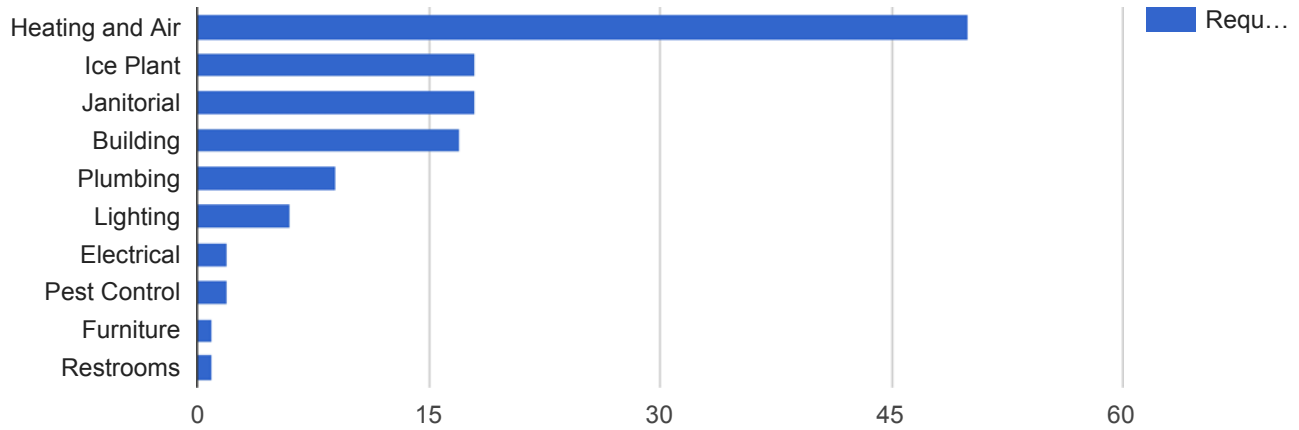
Month	Requests	Percent
May 2017	2	1.9%
Jun 2017	5	4.7%
Jul 2017	3	2.8%
Aug 2017	0	0.0%
Sep 2017	2	1.9%
Oct 2017	4	3.7%
Nov 2017	2	1.9%
Dec 2017	3	2.8%
Jan 2018	6	5.6%
Feb 2018	3	2.8%
Mar 2018	5	4.7%
Apr 2018	12	11.2%
May 2018	39	36.4%

Facilities Closed Work Orders by Type

APPLIED FILTERS



Date range: **May 1, 2018 - May 31, 2018**
 Department: **Facilities**
 Request Type: **All**
 Status: **Closed**
 Service Type: **Custodial, Maintenance, Repair**
 Building: **All**



Request Type	Requests	Percent
Heating and Air	50	40.3%
Ice Plant	18	14.5%
Janitorial	18	14.5%
Building	17	13.7%
Plumbing	9	7.3%
Lighting	6	4.8%
Electrical	2	1.6%
Pest Control	2	1.6%
Furniture	1	0.8%
Restrooms	1	0.8%