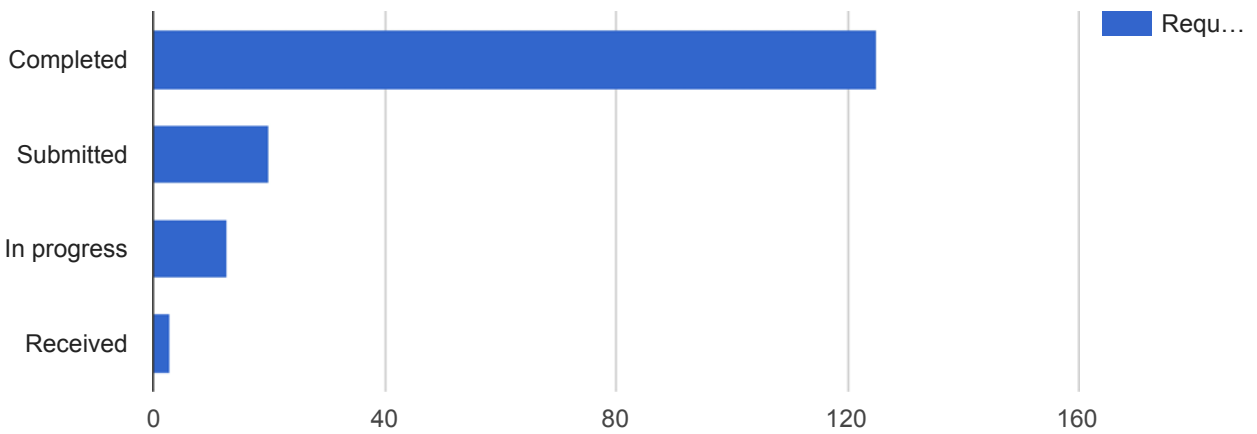


Facilities Monthly Work Order Summary

APPLIED FILTERS



Date range: **Apr 1, 2018 - Apr 30, 2018**
 Department: **Facilities**
 Keyword: **All**
 Request Type: **All**
 Status: **All**
 Service Type: **All**



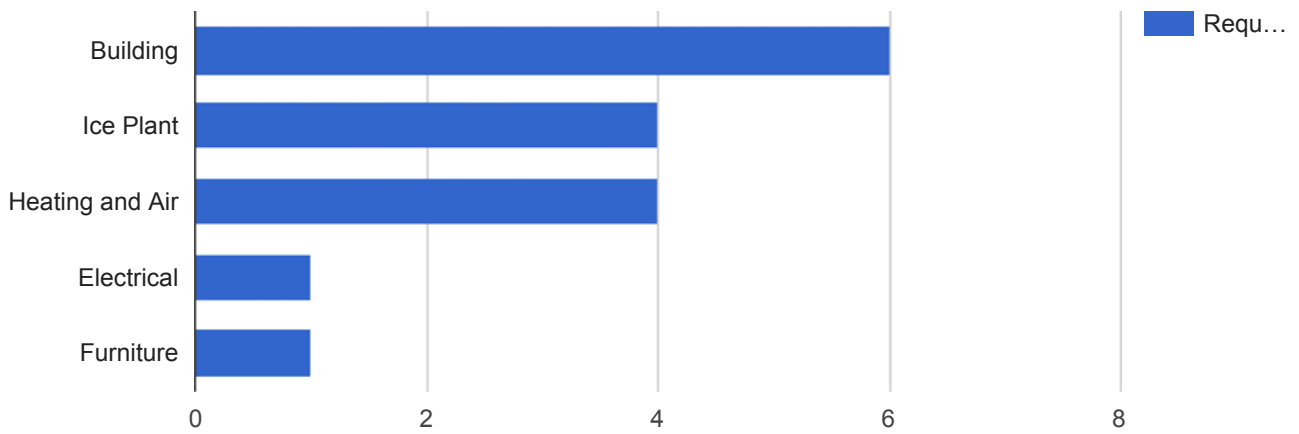
Status	Requests	Percent
Completed	125	77.6%
Submitted	20	12.4%
In progress	13	8.1%
Received	3	1.9%

Facilities Closed Projects by Type

APPLIED FILTERS



Date range: **Apr 1, 2018 - Apr 30, 2018**
 Department: **Facilities**
 Request Type: **All**
 Status: **Closed**
 Service Type: **Project**
 Building: **All**



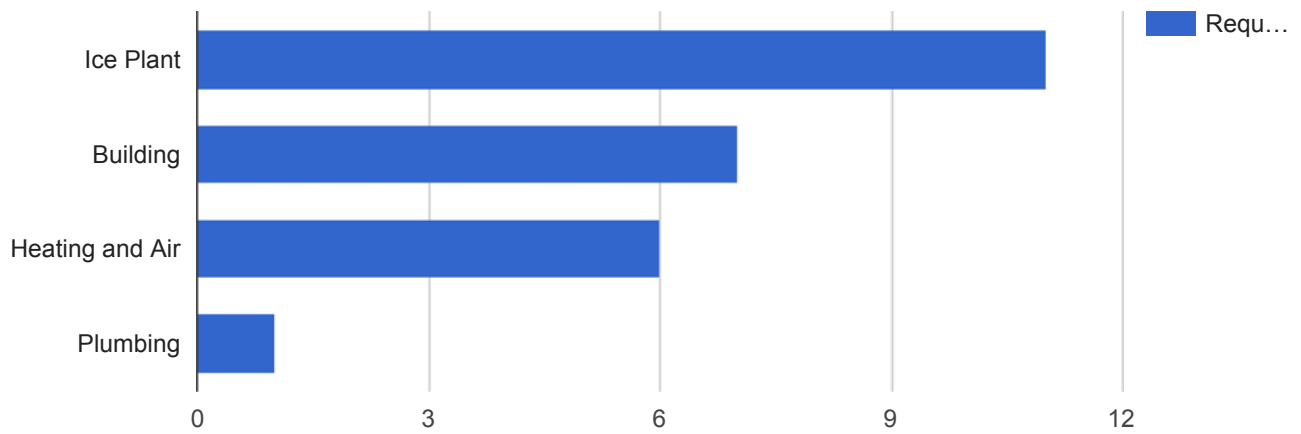
Request Type	Requests	Percent
Building	6	37.5%
Ice Plant	4	25.0%
Heating and Air	4	25.0%
Electrical	1	6.3%
Furniture	1	6.3%

Facilities Closed Work Orders - Arena

APPLIED FILTERS



Date range: **Apr 1, 2018 - Apr 30, 2018**
 Department: **Facilities**
 Keyword: **All**
 Request Type: **All**
 Status: **Closed**
 Address: **101 South Madison**



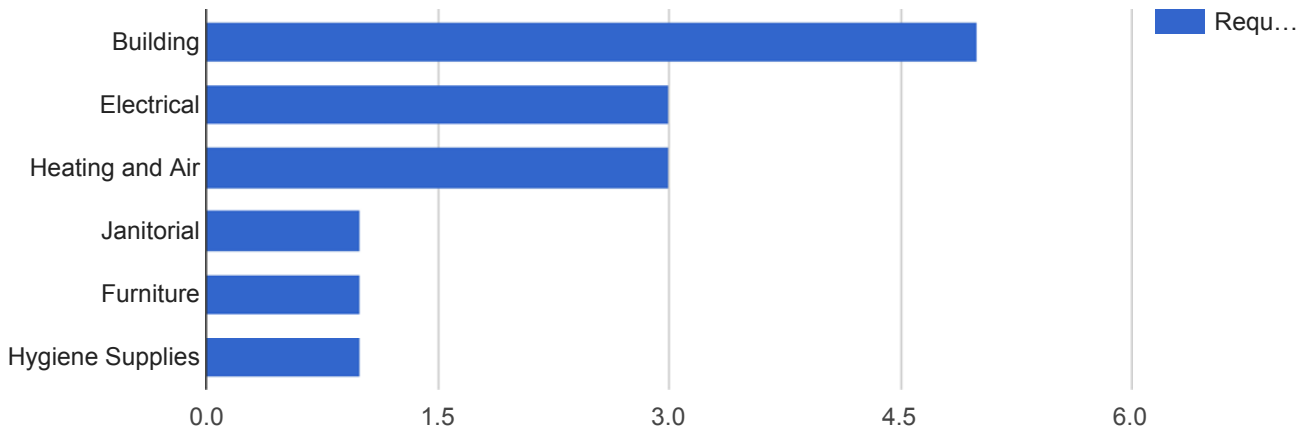
Request Type	Requests	Percent
Ice Plant	11	44.0%
Building	7	28.0%
Heating and Air	6	24.0%
Plumbing	1	4.0%

Facilities Closed Work Orders - City Hall

APPLIED FILTERS



Date range: **Apr 1, 2018 - Apr 30, 2018**
 Department: **Facilities**
 Keyword: **All**
 Request Type: **All**
 Status: **Closed**
 Address: **109 East Olive**



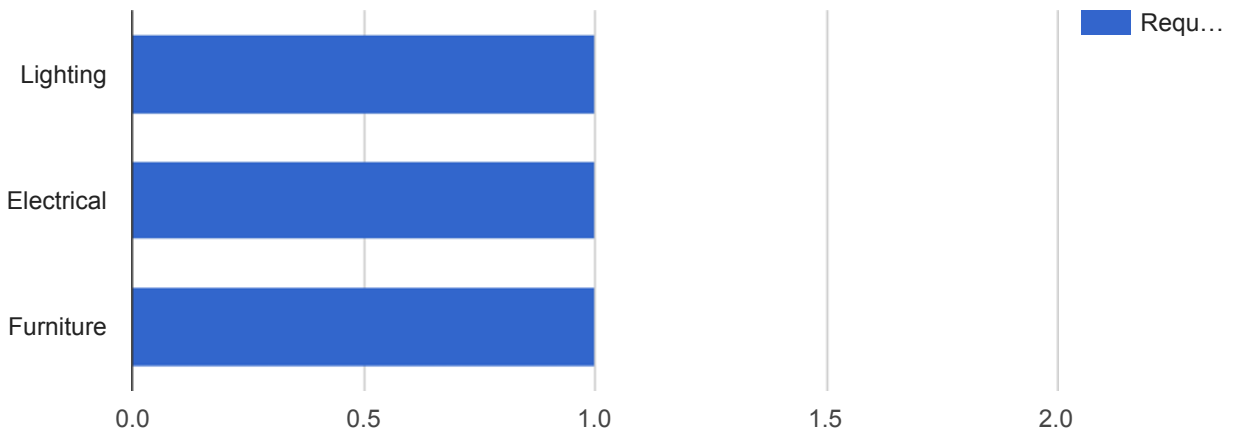
Request Type	Requests	Percent
Building	5	35.7%
Electrical	3	21.4%
Heating and Air	3	21.4%
Janitorial	1	7.1%
Furniture	1	7.1%
Hygiene Supplies	1	7.1%

Facilities Closed Work Orders - Government Center

APPLIED FILTERS



Date range: **Apr 1, 2018 - Apr 30, 2018**
 Department: **Facilities**
 Keyword: **All**
 Request Type: **All**
 Status: **Closed**
 Address: **115 East Washington**



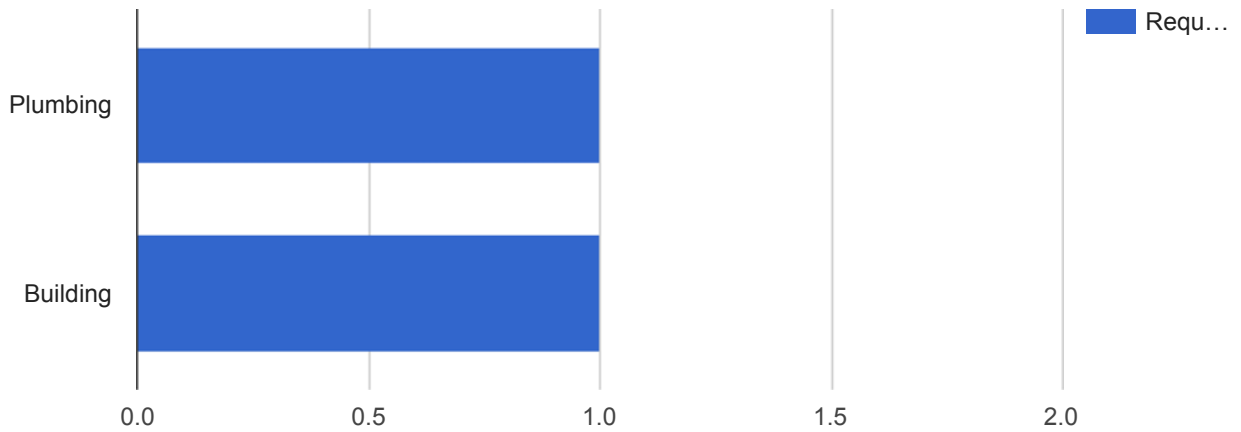
Request Type	Requests	Percent
Lighting	1	33.3%
Electrical	1	33.3%
Furniture	1	33.3%

Facilities Closed Work Orders - Public Works

APPLIED FILTERS



Date range: **Apr 1, 2018 - Apr 30, 2018**
 Department: **Facilities**
 Keyword: **All**
 Request Type: **All**
 Status: **Closed**
 Address: **401 1/2 South East, 401 South East, 336 South Main**



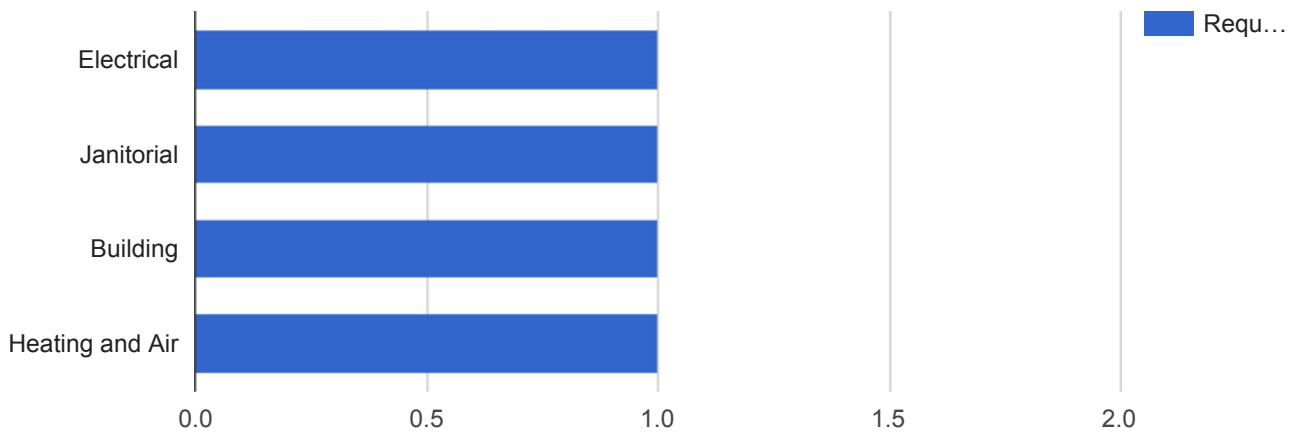
Request Type	Requests	Percent
Plumbing	1	50.0%
Building	1	50.0%

Facilities Closed Work Orders - Police

APPLIED FILTERS



Date range: **Apr 1, 2018 - Apr 30, 2018**
 Department: **Facilities**
 Keyword: **All**
 Request Type: **All**
 Status: **Closed**
 Address: **305 South East**



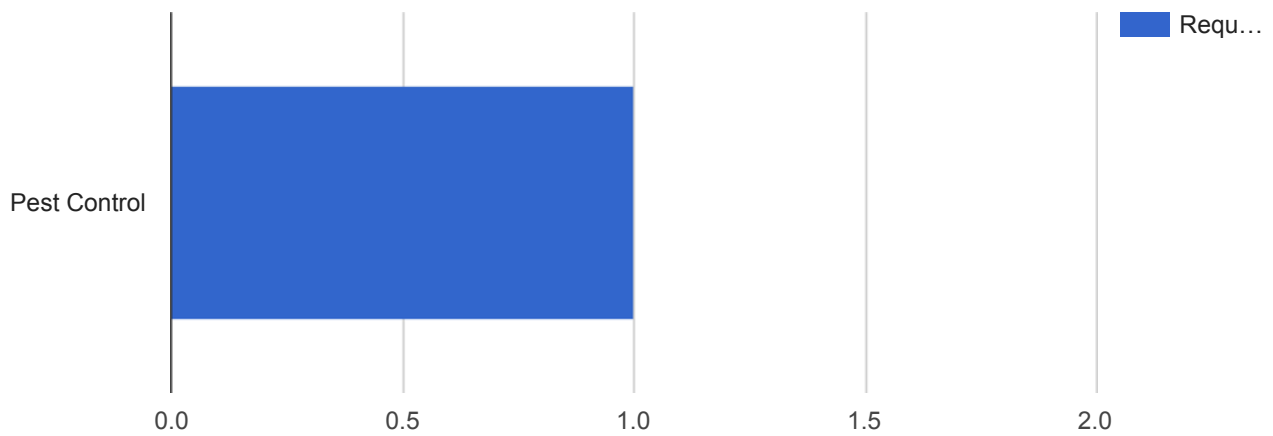
Request Type	Requests	Percent
Electrical	1	25.0%
Janitorial	1	25.0%
Building	1	25.0%
Heating and Air	1	25.0%

Facilities Closed Work Orders - Records Storage

APPLIED FILTERS



Date range: **Apr 1, 2018 - Apr 30, 2018**
Department: **Facilities**
Keyword: **All**
Request Type: **All**
Status: **Closed**
Address: **301 East Jackson Street**



Request Type	Requests
Pest Control	1

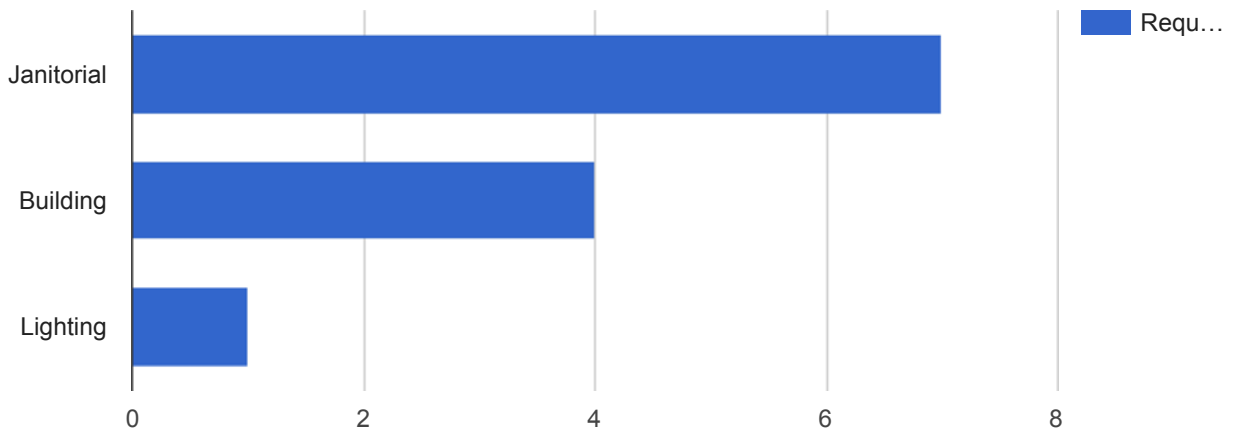
Percent
100.0%

Facilities Closed Work Orders - Lincoln Garage

APPLIED FILTERS



Date range: **Apr 1, 2018 - Apr 30, 2018**
 Department: **Facilities**
 Keyword: **All**
 Request Type: **All**
 Status: **Closed**
 Address: **101 East Front**



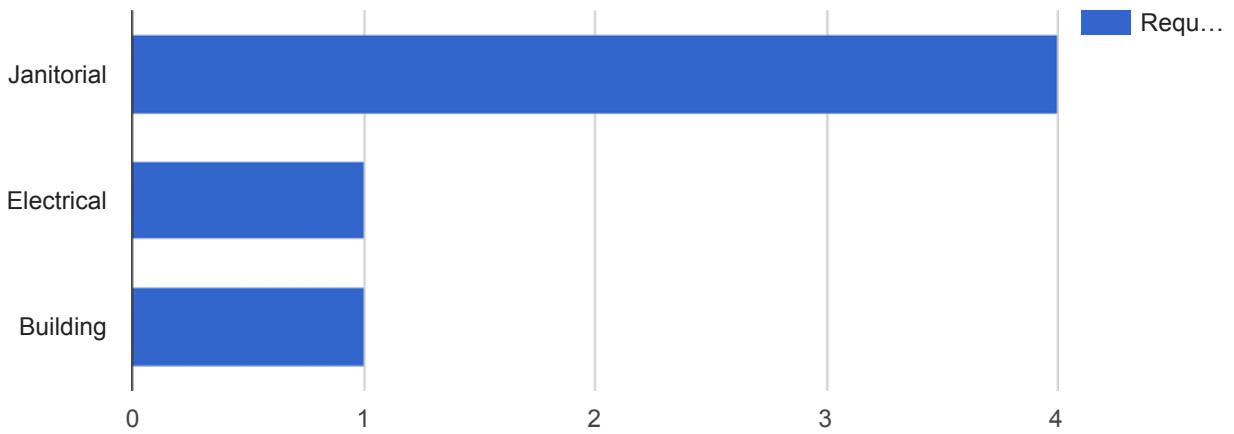
Request Type	Requests	Percent
Janitorial	7	58.3%
Building	4	33.3%
Lighting	1	8.3%

Facilities Closed Work Orders - Market Garage

APPLIED FILTERS



Date range: **Apr 1, 2018 - Apr 30, 2018**
 Department: **Facilities**
 Keyword: **All**
 Request Type: **All**
 Status: **Closed**
 Address: **400 North Center**



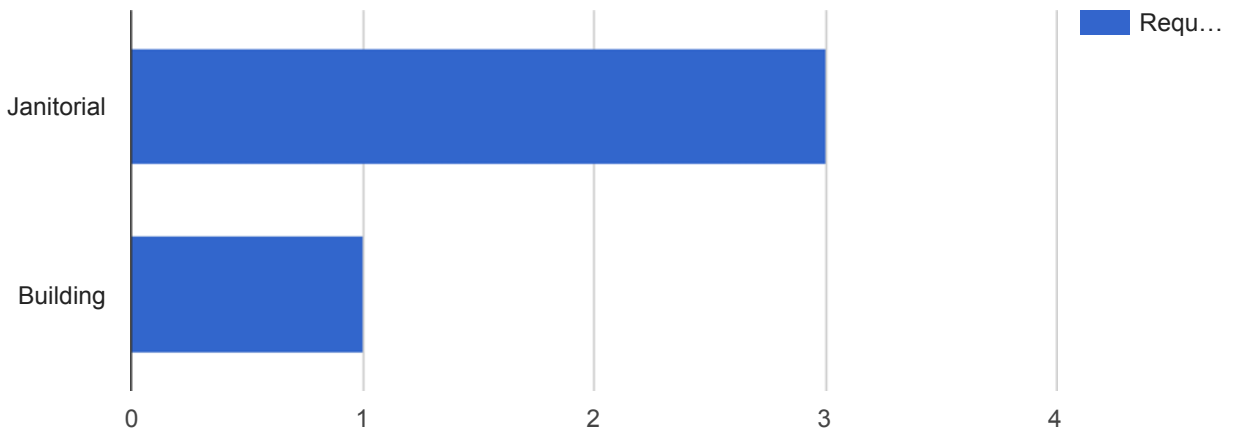
Request Type	Requests	Percent
Janitorial	4	66.7%
Electrical	1	16.7%
Building	1	16.7%

Facilities Closed Work Orders - Pepsi Ice Garage

APPLIED FILTERS



Date range: **Apr 1, 2018 - Apr 30, 2018**
 Department: **Facilities**
 Keyword: **All**
 Request Type: **All**
 Status: **Closed**
 Address: **205 South Roosevelt**



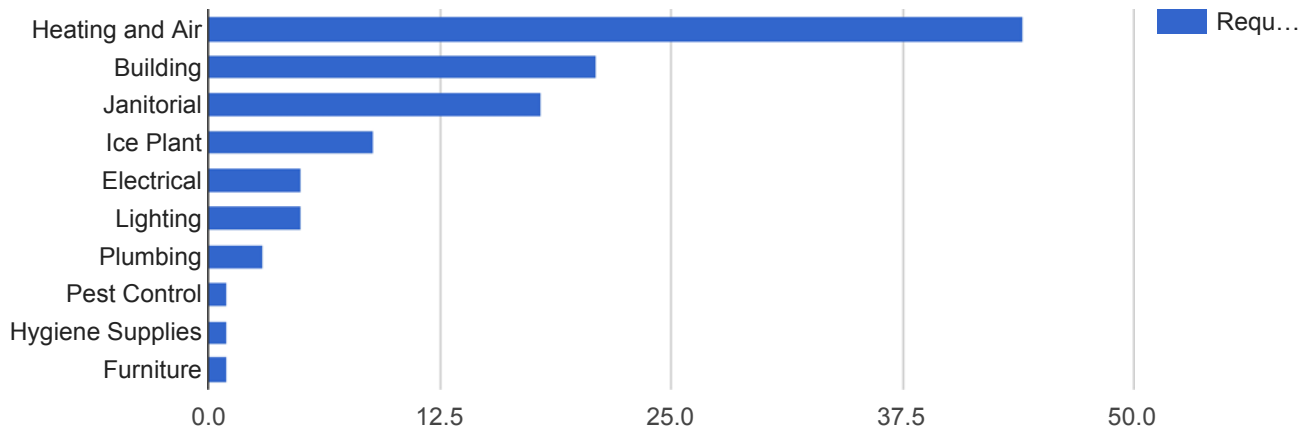
Request Type	Requests	Percent
Janitorial	3	75.0%
Building	1	25.0%

Facilities Closed Work Orders by Type

APPLIED FILTERS



Date range: **Apr 1, 2018 - Apr 30, 2018**
 Department: **Facilities**
 Request Type: **All**
 Status: **Closed**
 Service Type: **Custodial, Maintenance, Repair**
 Service Type: **Custodial, Maintenance, Repair**
 Building: **All**
 Building: **All**



Request Type	Requests	Percent
Heating and Air	44	40.7%
Building	21	19.4%
Janitorial	18	16.7%
Ice Plant	9	8.3%
Electrical	5	4.6%
Lighting	5	4.6%
Plumbing	3	2.8%
Pest Control	1	0.9%
Hygiene Supplies	1	0.9%
Furniture	1	0.9%