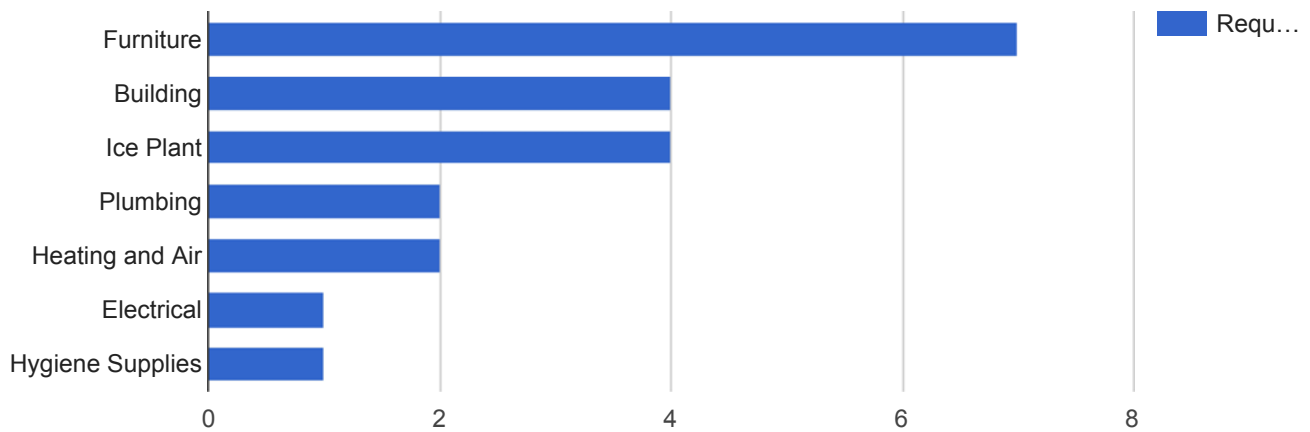


Facilities Closed Projects by Type

APPLIED FILTERS



Date range: **Mar 1, 2018 - Mar 31, 2018**
 Department: **Facilities**
 Request Type: **All**
 Status: **Closed**
 Service Type: **Project**
 Building: **All**



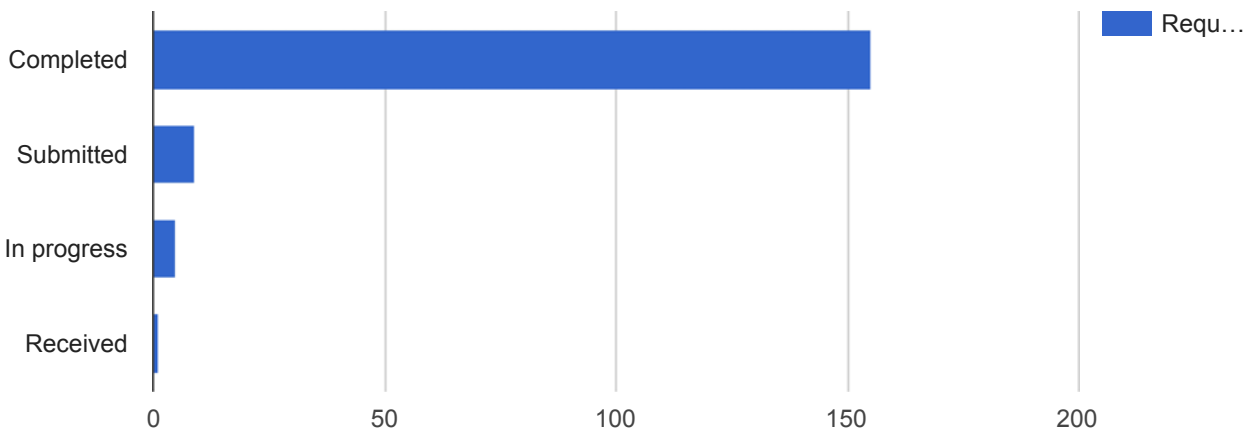
Request Type	Requests	Percent
Furniture	7	33.3%
Building	4	19.0%
Ice Plant	4	19.0%
Plumbing	2	9.5%
Heating and Air	2	9.5%
Electrical	1	4.8%
Hygiene Supplies	1	4.8%

Facilities Monthly Work Order Summary

APPLIED FILTERS



Date range: **Mar 1, 2018 - Mar 31, 2018**
 Department: **Facilities**
 Keyword: **All**
 Request Type: **All**
 Status: **All**
 Service Type: **All**



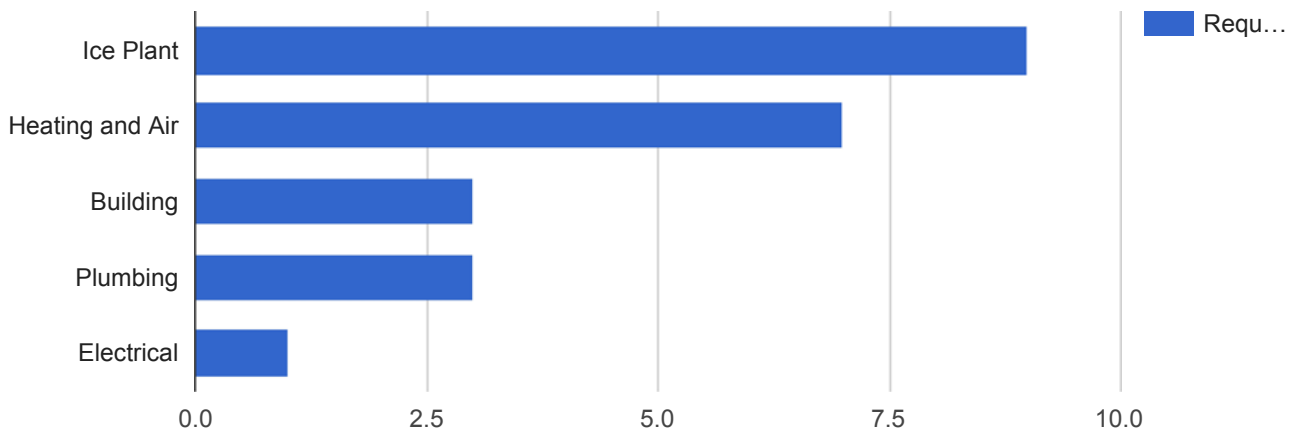
Status	Requests	Percent
Completed	155	91.2%
Submitted	9	5.3%
In progress	5	2.9%
Received	1	0.6%

Facilities Closed Work Orders - Arena

APPLIED FILTERS



Date range: **Mar 1, 2018 - Mar 31, 2018**
 Department: **Facilities**
 Keyword: **All**
 Request Type: **All**
 Status: **Closed**
 Address: **101 South Madison**



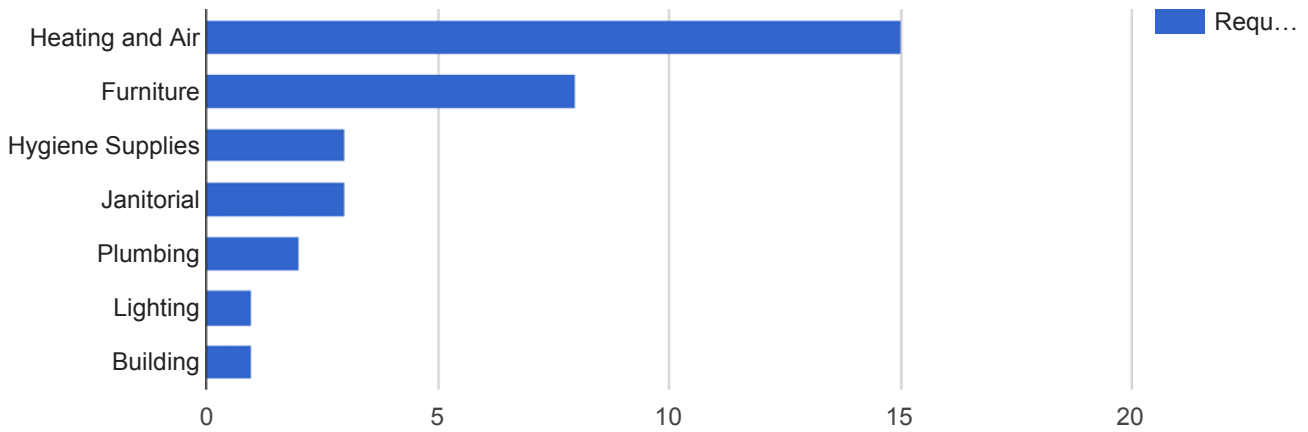
Request Type	Requests	Percent
Ice Plant	9	39.1%
Heating and Air	7	30.4%
Building	3	13.0%
Plumbing	3	13.0%
Electrical	1	4.3%

Facilities Closed Work Orders - City Hall

APPLIED FILTERS



Date range: **Mar 1, 2018 - Mar 31, 2018**
 Department: **Facilities**
 Keyword: **All**
 Request Type: **All**
 Status: **Closed**
 Address: **109 East Olive**



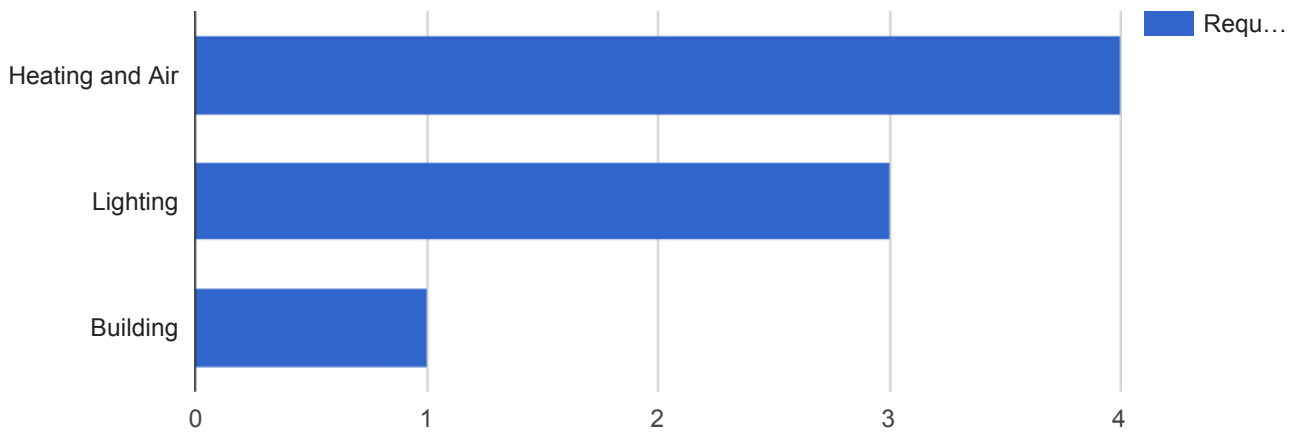
Request Type	Requests	Percent
Heating and Air	15	45.5%
Furniture	8	24.2%
Hygiene Supplies	3	9.1%
Janitorial	3	9.1%
Plumbing	2	6.1%
Lighting	1	3.0%
Building	1	3.0%

Facilities Closed Work Orders - Police

APPLIED FILTERS



Date range: **Mar 1, 2018 - Mar 31, 2018**
 Department: **Facilities**
 Keyword: **All**
 Request Type: **All**
 Status: **Closed**
 Address: **305 South East**



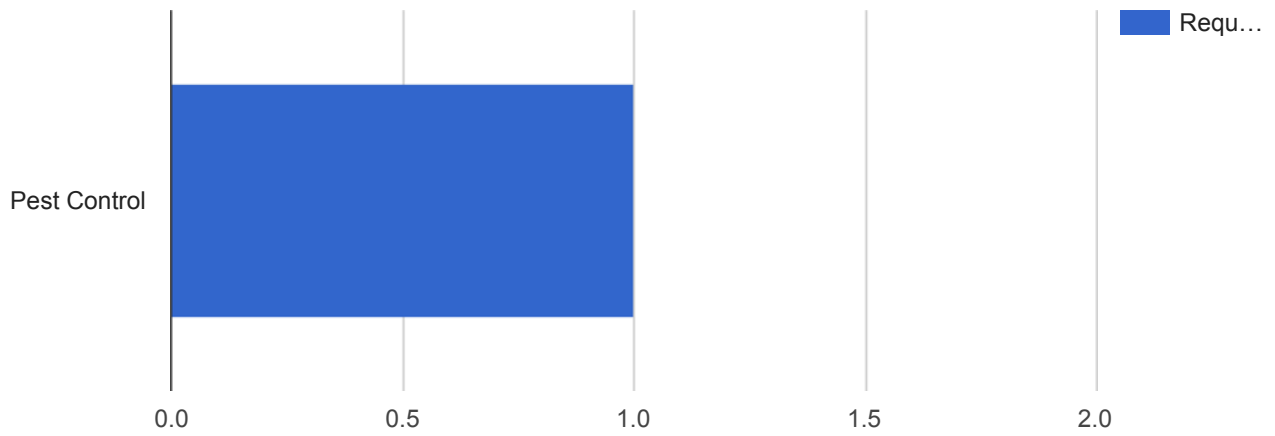
Request Type	Requests	Percent
Heating and Air	4	50.0%
Lighting	3	37.5%
Building	1	12.5%

Facilities Closed Work Orders - Records Storage

APPLIED FILTERS



Date range: **Mar 1, 2018 - Mar 31, 2018**
 Department: **Facilities**
 Keyword: **All**
 Request Type: **All**
 Status: **Closed**
 Address: **301 East Jackson Street**



Request Type	Requests
Pest Control	1

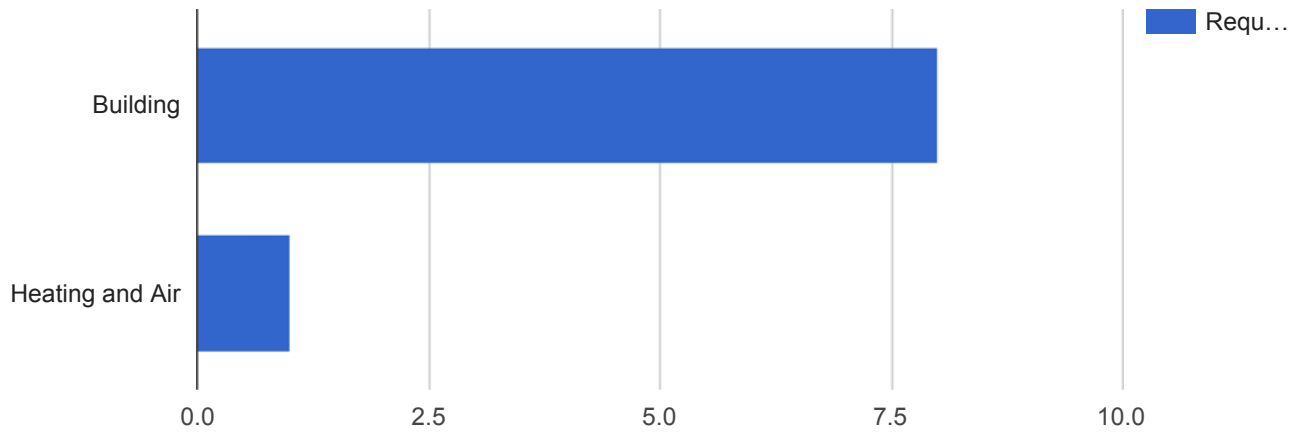
Percent
100.0%

Facilities Closed Work Orders - Public Works

APPLIED FILTERS



Date range: **Mar 1, 2018 - Mar 31, 2018**
 Department: **Facilities**
 Keyword: **All**
 Request Type: **All**
 Status: **Closed**
 Address: **401 1/2 South East, 401 South East, 336 South Main**



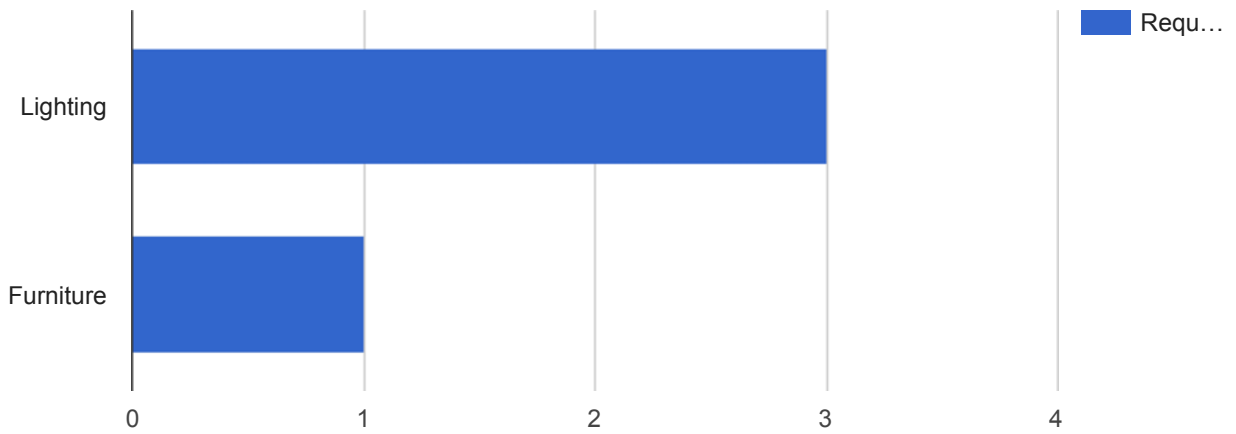
Request Type	Requests	Percent
Building	8	88.9%
Heating and Air	1	11.1%

Facilities Closed Work Orders - Government Center

APPLIED FILTERS



Date range: **Mar 1, 2018 - Mar 31, 2018**
 Department: **Facilities**
 Keyword: **All**
 Request Type: **All**
 Status: **Closed**
 Address: **115 East Washington**



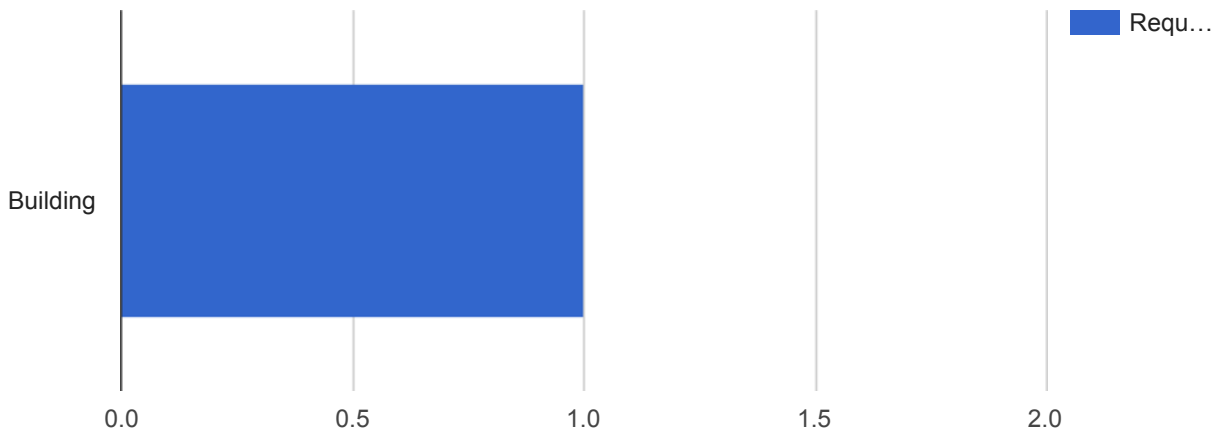
Request Type	Requests	Percent
Lighting	3	75.0%
Furniture	1	25.0%

Facilities Closed Work Orders - Creativity Center

APPLIED FILTERS



Date range: **Mar 1, 2018 - Mar 31, 2018**
 Department: **Facilities**
 Keyword: **All**
 Request Type: **All**
 Status: **Closed**
 Address: **107 East Chestnut**



Request Type	Requests
Building	1

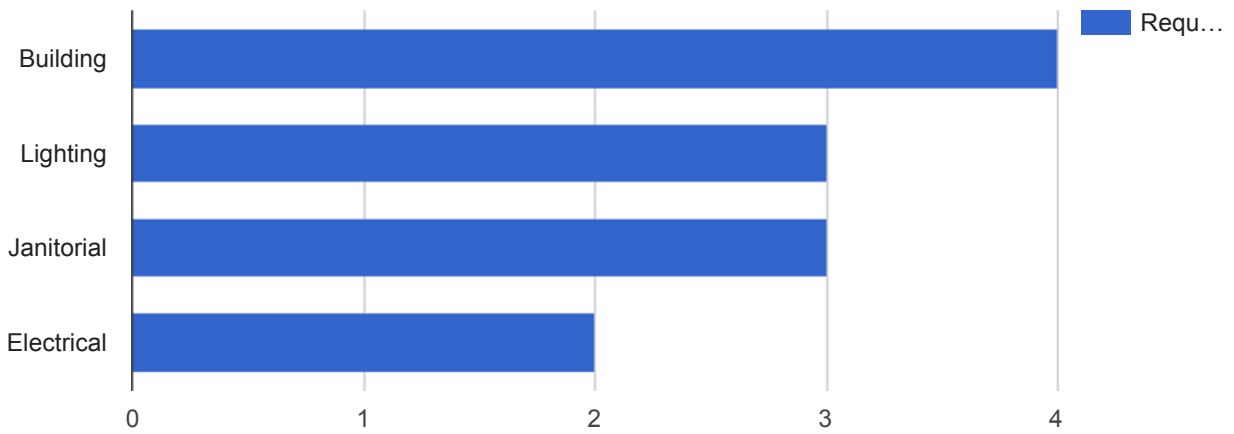
Percent
100.0%

Facilities Closed Work Orders - Lincoln Garage

APPLIED FILTERS



Date range: **Mar 1, 2018 - Mar 31, 2018**
 Department: **Facilities**
 Keyword: **All**
 Request Type: **All**
 Status: **Closed**
 Address: **101 East Front**



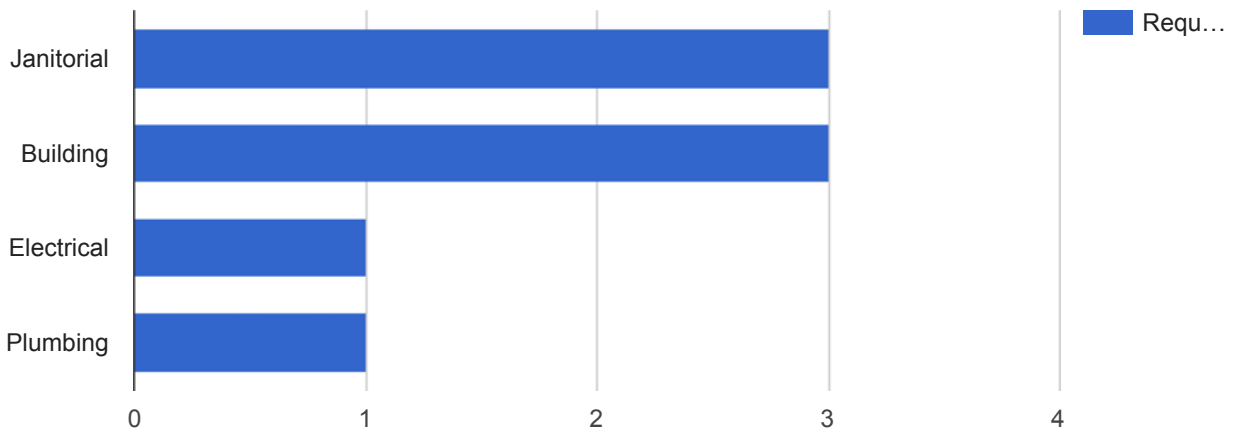
Request Type	Requests	Percent
Building	4	33.3%
Lighting	3	25.0%
Janitorial	3	25.0%
Electrical	2	16.7%

Facilities Closed Work Orders - Market Garage

APPLIED FILTERS



Date range: **Mar 1, 2018 - Mar 31, 2018**
 Department: **Facilities**
 Keyword: **All**
 Request Type: **All**
 Status: **Closed**
 Address: **400 North Center**



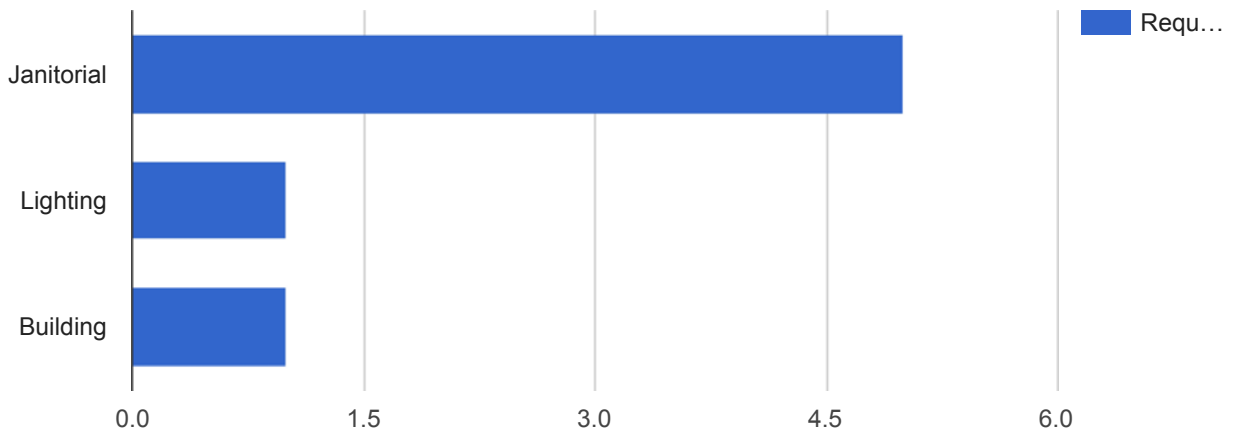
Request Type	Requests	Percent
Janitorial	3	37.5%
Building	3	37.5%
Electrical	1	12.5%
Plumbing	1	12.5%

Facilities Closed Work Orders - Pepsi Ice Garage

APPLIED FILTERS



Date range: **Mar 1, 2018 - Mar 31, 2018**
 Department: **Facilities**
 Keyword: **All**
 Request Type: **All**
 Status: **Closed**
 Address: **205 South Roosevelt**



Request Type	Requests	Percent
Janitorial	5	71.4%
Lighting	1	14.3%
Building	1	14.3%

Facilities Closed Work Orders by Type

APPLIED FILTERS ?

Date range: **Mar 1, 2018 - Mar 31, 2018**

Department: **Facilities**

Request Type: **All**

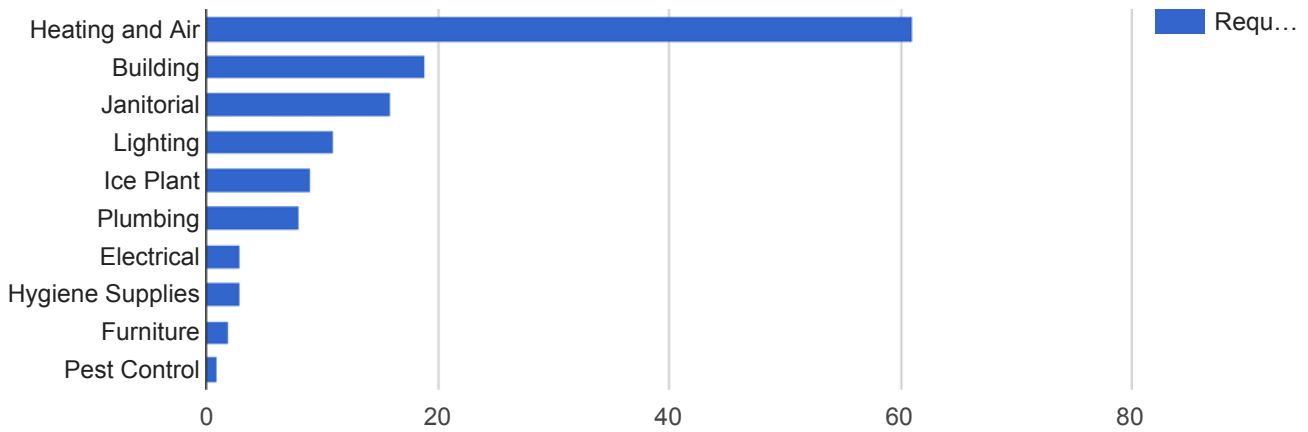
Status: **Closed**

Service Type: **Custodial, Maintenance, Repair**

Building: **All**

Service Type: **Custodial, Maintenance, Repair**

Building: **All**



Request Type	Requests	Percent
Heating and Air	61	45.9%
Building	19	14.3%
Janitorial	16	12.0%
Lighting	11	8.3%
Ice Plant	9	6.8%
Plumbing	8	6.0%
Electrical	3	2.3%
Hygiene Supplies	3	2.3%
Furniture	2	1.5%
Pest Control	1	0.8%