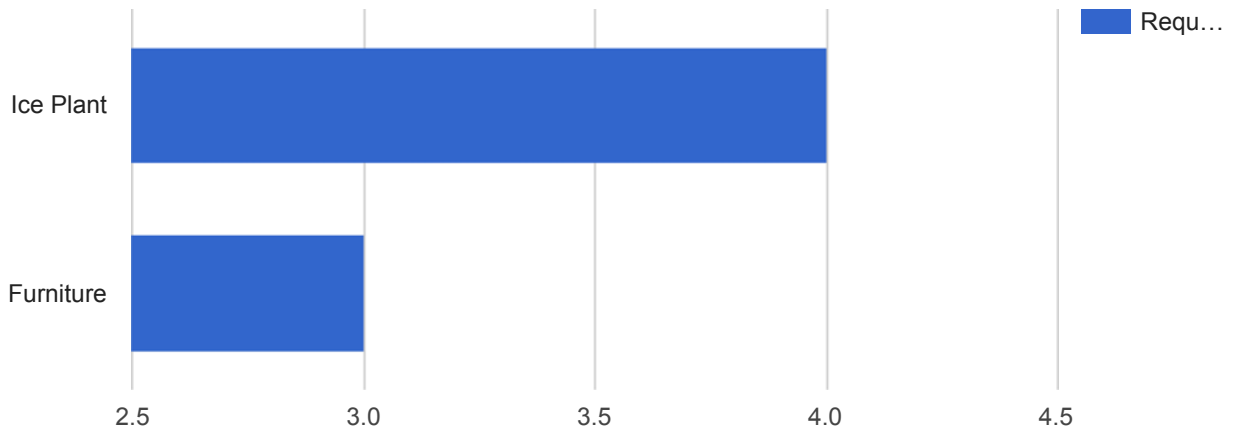


Facilities Closed Projects by Type

APPLIED FILTERS



Date range: **Feb 1, 2018 - Feb 28, 2018**
 Department: **Facilities**
 Request Type: **All**
 Status: **Closed**
 Service Type: **Project**
 Building: **All**



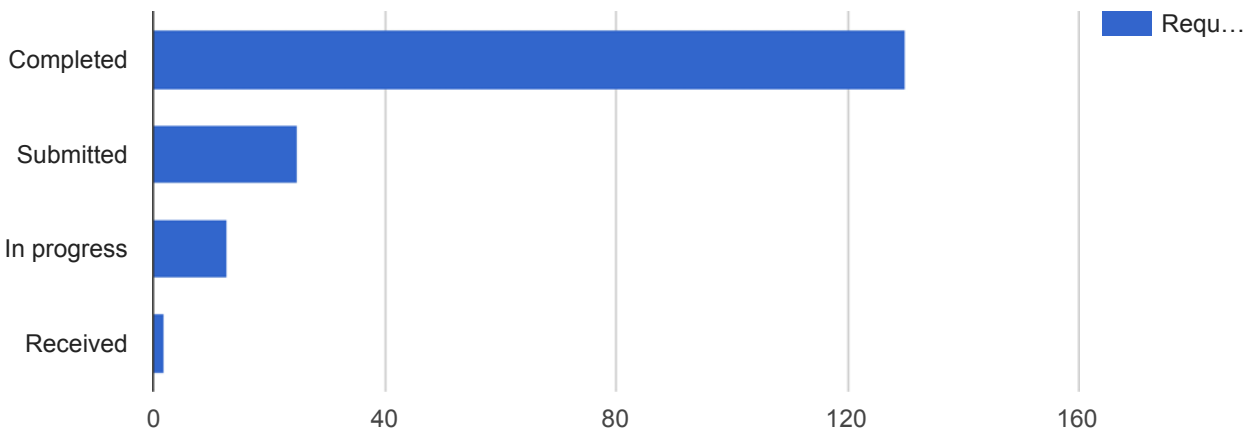
Request Type	Requests	Percent
Ice Plant	4	57.1%
Furniture	3	42.9%

Facilities Monthly Work Order Summary

APPLIED FILTERS



Date range: **Feb 1, 2018 - Feb 28, 2018**
 Department: **Facilities**
 Keyword: **All**
 Request Type: **All**
 Status: **All**
 Service Type: **All**



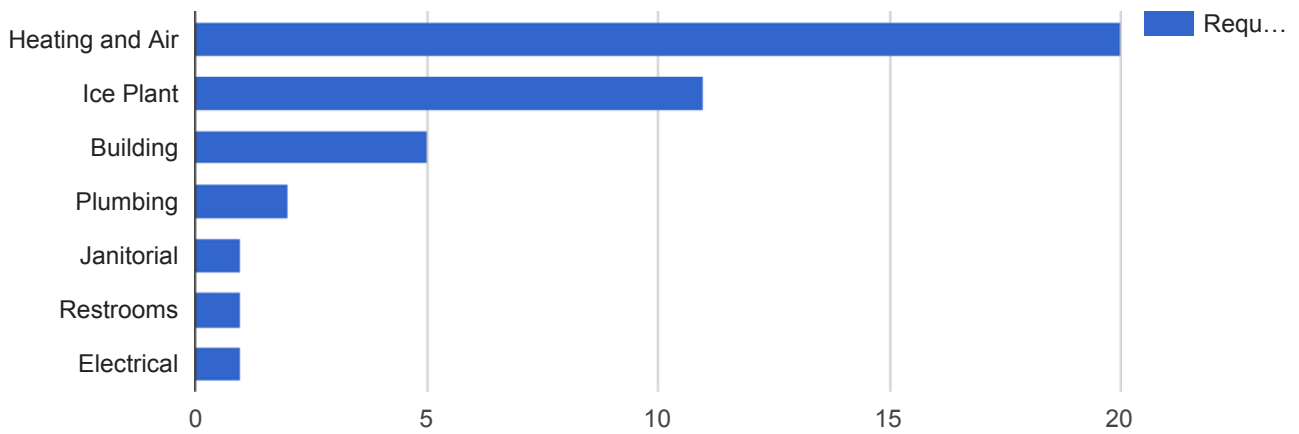
Status	Requests	Percent
Completed	130	76.5%
Submitted	25	14.7%
In progress	13	7.6%
Received	2	1.2%

Facilities Closed Work Orders - Arena

APPLIED FILTERS



Date range: **Feb 1, 2018 - Feb 28, 2018**
 Department: **Facilities**
 Keyword: **All**
 Request Type: **All**
 Status: **Closed**
 Address: **101 South Madison**



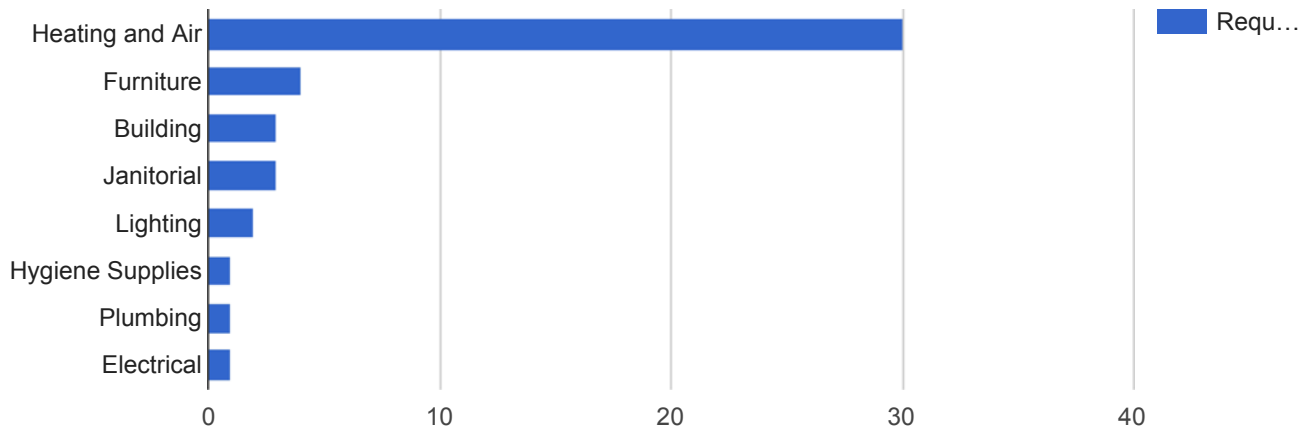
Request Type	Requests	Percent
Heating and Air	20	48.8%
Ice Plant	11	26.8%
Building	5	12.2%
Plumbing	2	4.9%
Janitorial	1	2.4%
Restrooms	1	2.4%
Electrical	1	2.4%

Facilities Closed Work Orders - City Hall

APPLIED FILTERS



Date range: **Feb 1, 2018 - Feb 28, 2018**
 Department: **Facilities**
 Keyword: **All**
 Request Type: **All**
 Status: **Closed**
 Address: **109 East Olive**



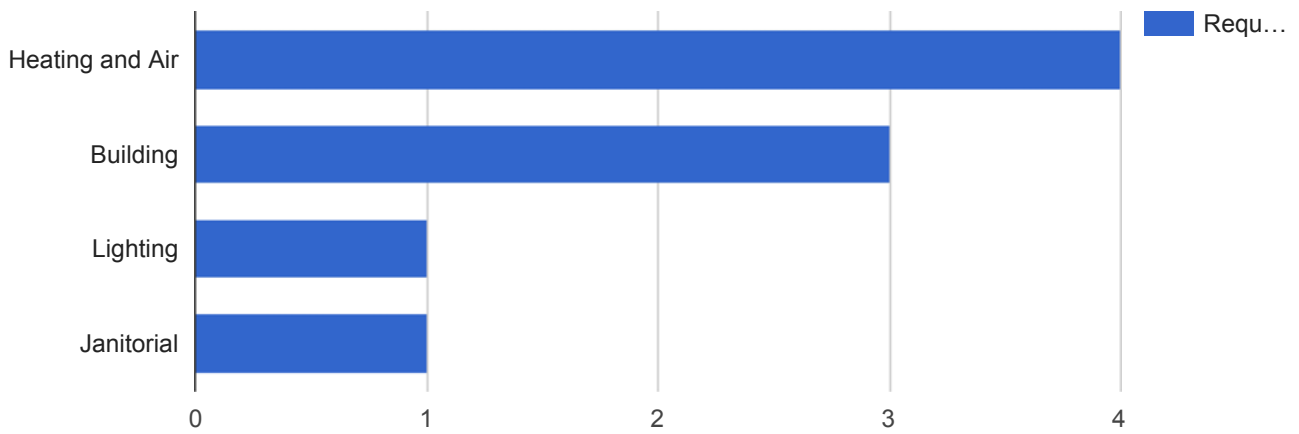
Request Type	Requests	Percent
Heating and Air	30	66.7%
Furniture	4	8.9%
Building	3	6.7%
Janitorial	3	6.7%
Lighting	2	4.4%
Hygiene Supplies	1	2.2%
Plumbing	1	2.2%
Electrical	1	2.2%

Facilities Closed Work Orders - Police

APPLIED FILTERS



Date range: **Feb 1, 2018 - Feb 28, 2018**
 Department: **Facilities**
 Keyword: **All**
 Request Type: **All**
 Status: **Closed**
 Address: **305 South East**



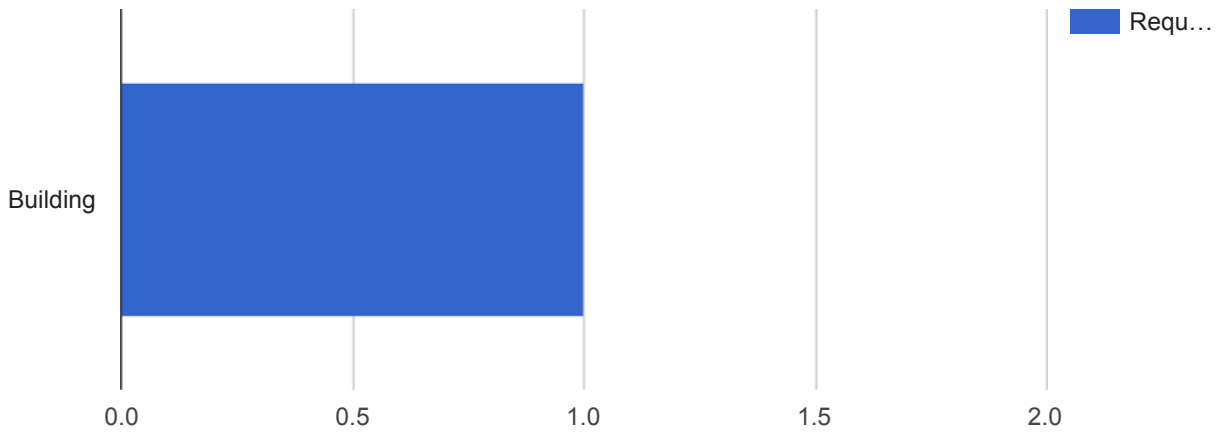
Request Type	Requests	Percent
Heating and Air	4	44.4%
Building	3	33.3%
Lighting	1	11.1%
Janitorial	1	11.1%

Facilities Closed Work Orders - Public Works

APPLIED FILTERS



Date range: **Feb 1, 2018 - Feb 28, 2018**
 Department: **Facilities**
 Keyword: **All**
 Request Type: **All**
 Status: **Closed**
 Address: **401 1/2 South East, 401 South East, 336 South Main**



Request Type	Requests
Building	1

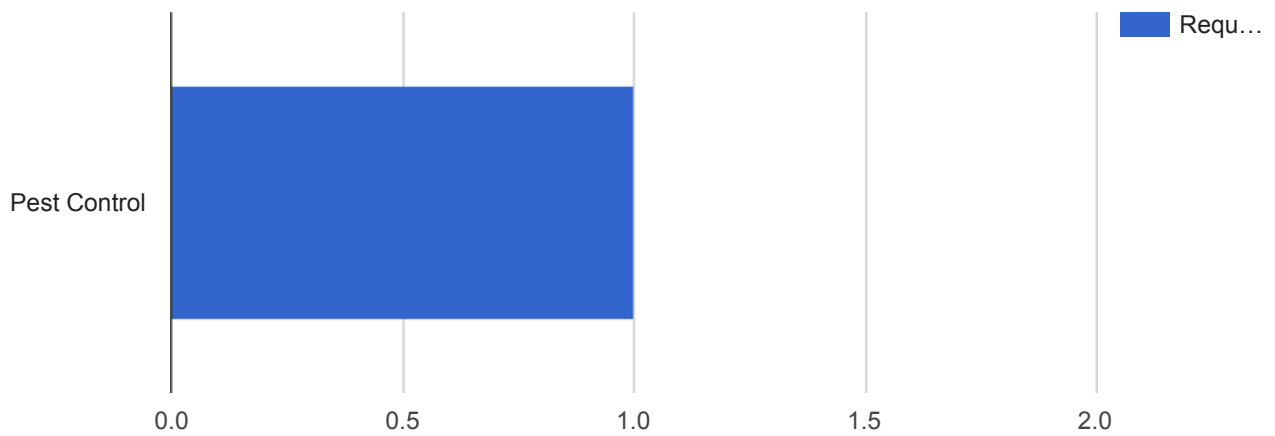
Percent
100.0%

Facilities Closed Work Orders - Records Storage

APPLIED FILTERS



Date range: **Feb 1, 2018 - Feb 28, 2018**
 Department: **Facilities**
 Keyword: **All**
 Request Type: **All**
 Status: **Closed**
 Address: **301 East Jackson Street**



Request Type	Requests
Pest Control	1

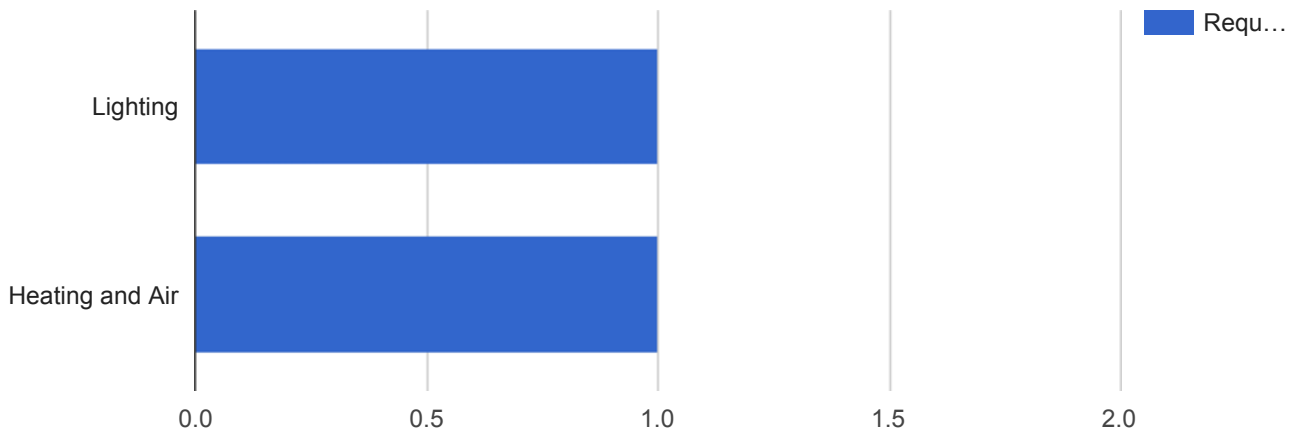
Percent
100.0%

Facilities Closed Work Orders - Government Center

APPLIED FILTERS



Date range: **Feb 1, 2018 - Feb 28, 2018**
 Department: **Facilities**
 Keyword: **All**
 Request Type: **All**
 Status: **Closed**
 Address: **115 East Washington**



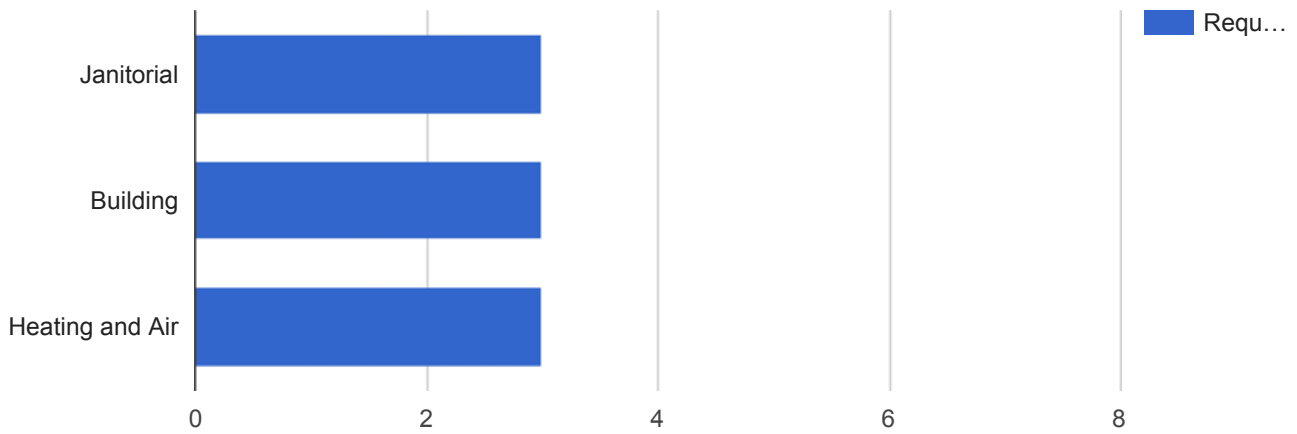
Request Type	Requests	Percent
Lighting	1	50.0%
Heating and Air	1	50.0%

Facilities Closed Work Orders - Lincoln Garage

APPLIED FILTERS



Date range: **Feb 1, 2018 - Feb 28, 2018**
 Department: **Facilities**
 Keyword: **All**
 Request Type: **All**
 Status: **Closed**
 Address: **101 East Front**



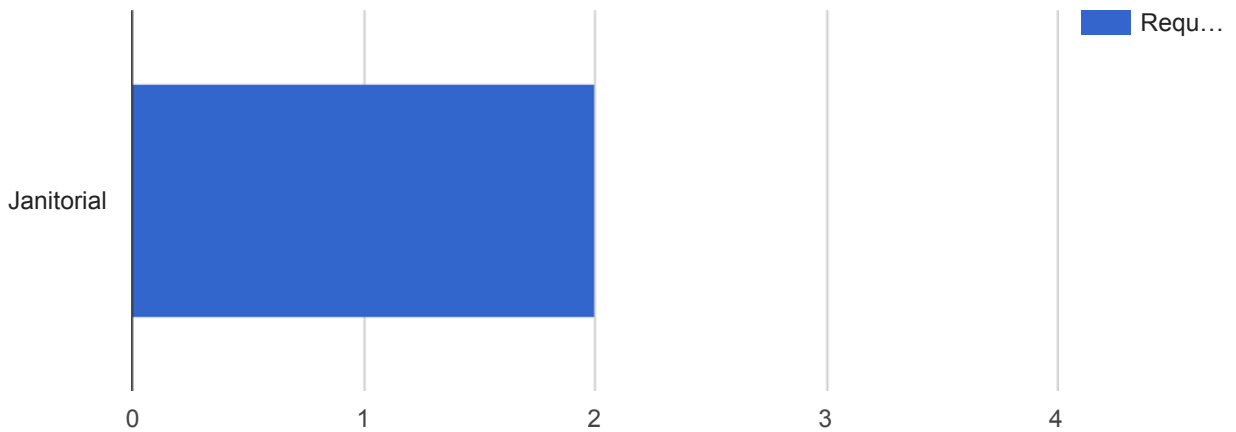
Request Type	Requests	Percent
Janitorial	3	33.3%
Building	3	33.3%
Heating and Air	3	33.3%

Facilities Closed Work Orders - Market Garage

APPLIED FILTERS



Date range: **Feb 1, 2018 - Feb 28, 2018**
 Department: **Facilities**
 Keyword: **All**
 Request Type: **All**
 Status: **Closed**
 Address: **400 North Center**



Request Type	Requests
Janitorial	2

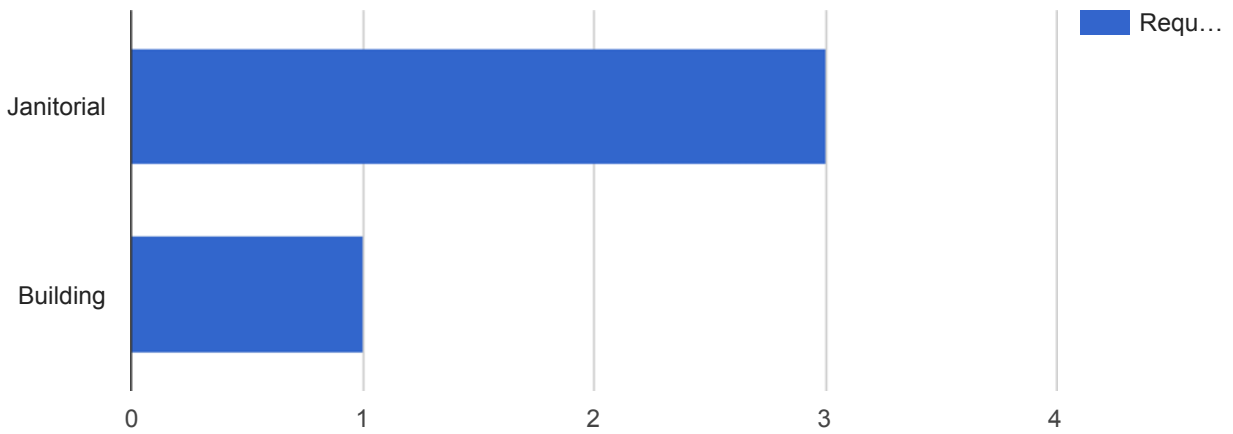
Percent
100.0%

Facilities Closed Work Orders - Pepsi Ice Garage

APPLIED FILTERS



Date range: **Feb 1, 2018 - Feb 28, 2018**
 Department: **Facilities**
 Keyword: **All**
 Request Type: **All**
 Status: **Closed**
 Address: **205 South Roosevelt**



Request Type	Requests	Percent
Janitorial	3	75.0%
Building	1	25.0%

Facilities Closed Work Orders by Type

APPLIED FILTERS ?

Date range: **Feb 1, 2018 - Feb 28, 2018**

Department: **Facilities**

Request Type: **All**

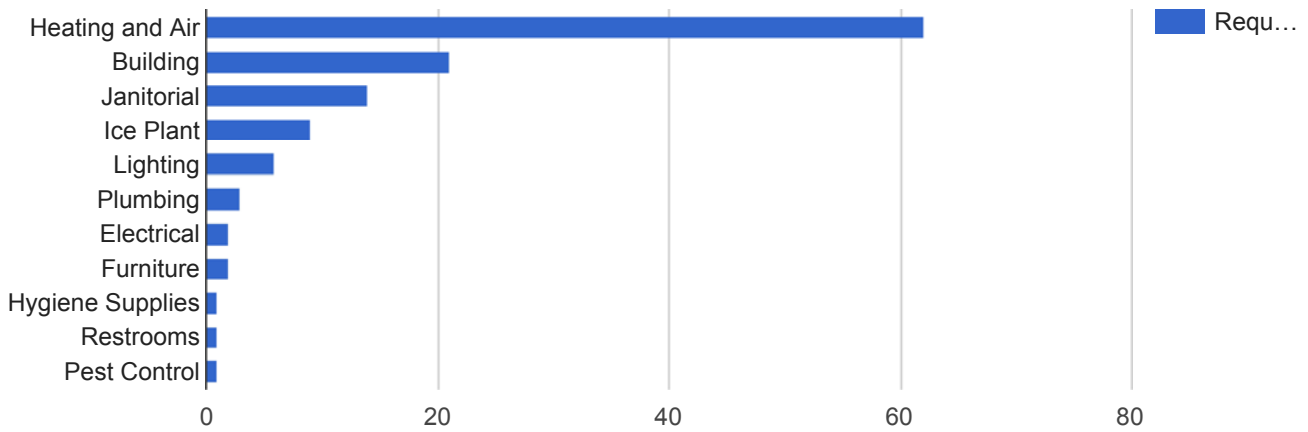
Status: **Closed**

Service Type: **Custodial, Maintenance, Repair**

Building: **All**

Service Type: **Custodial, Maintenance, Repair**

Building: **All**



Request Type	Requests	Percent
Heating and Air	62	50.8%
Building	21	17.2%
Janitorial	14	11.5%
Ice Plant	9	7.4%
Lighting	6	4.9%
Plumbing	3	2.5%
Electrical	2	1.6%
Furniture	2	1.6%
Hygiene Supplies	1	0.8%
Restrooms	1	0.8%
Pest Control	1	0.8%

