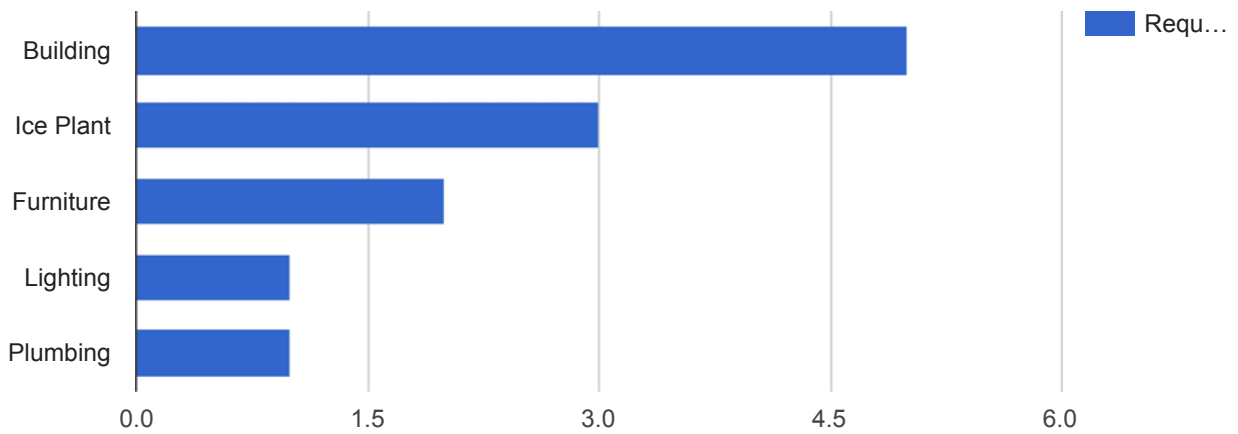


Facilities Closed Projects by Type

APPLIED FILTERS



Date range: **Jan 1, 2018 - Jan 31, 2018**
 Department: **Facilities**
 Request Type: **All**
 Status: **Closed**
 Service Type: **Project**
 Building: **All**



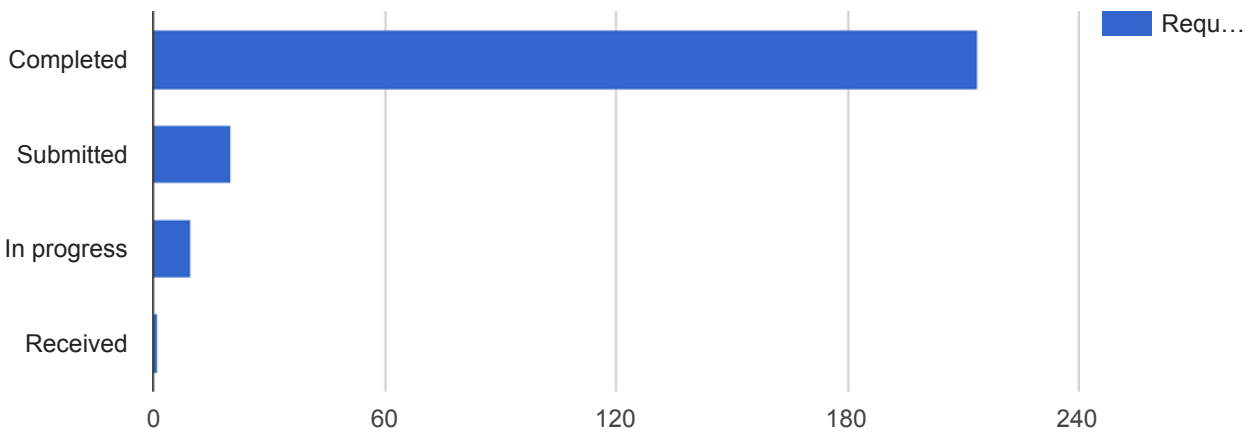
Request Type	Requests	Percent
Building	5	41.7%
Ice Plant	3	25.0%
Furniture	2	16.7%
Lighting	1	8.3%
Plumbing	1	8.3%

Facilities Monthly Work Order Summary

APPLIED FILTERS



Date range: **Jan 1, 2018 - Jan 31, 2018**
 Department: **Facilities**
 Keyword: **All**
 Request Type: **All**
 Status: **All**
 Service Type: **All**



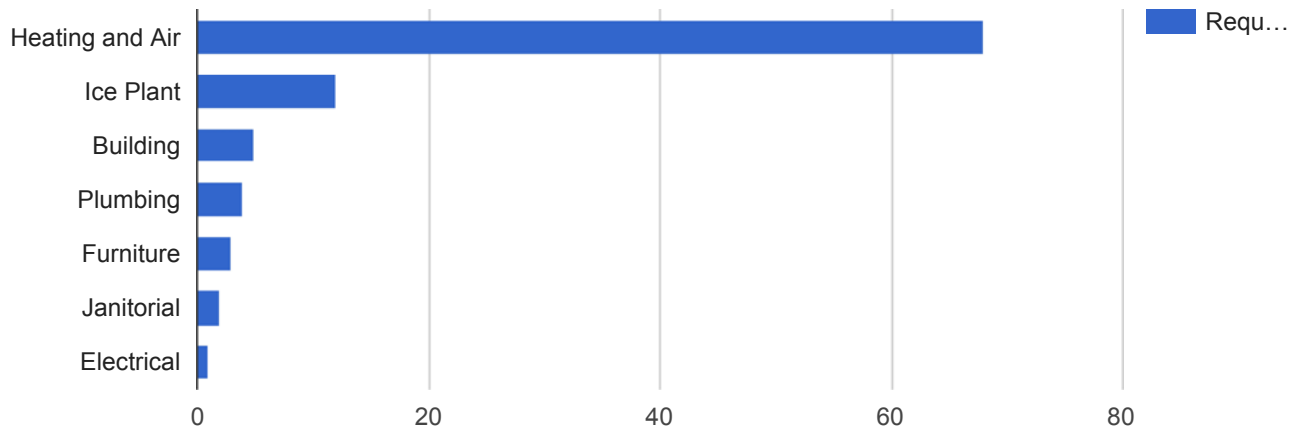
Status	Requests	Percent
Completed	214	87.3%
Submitted	20	8.2%
In progress	10	4.1%
Received	1	0.4%

Facilities Closed Work Orders - Arena

APPLIED FILTERS



Date range: **Jan 1, 2018 - Jan 31, 2018**
 Department: **Facilities**
 Keyword: **All**
 Request Type: **All**
 Status: **Closed**
 Address: **101 South Madison**



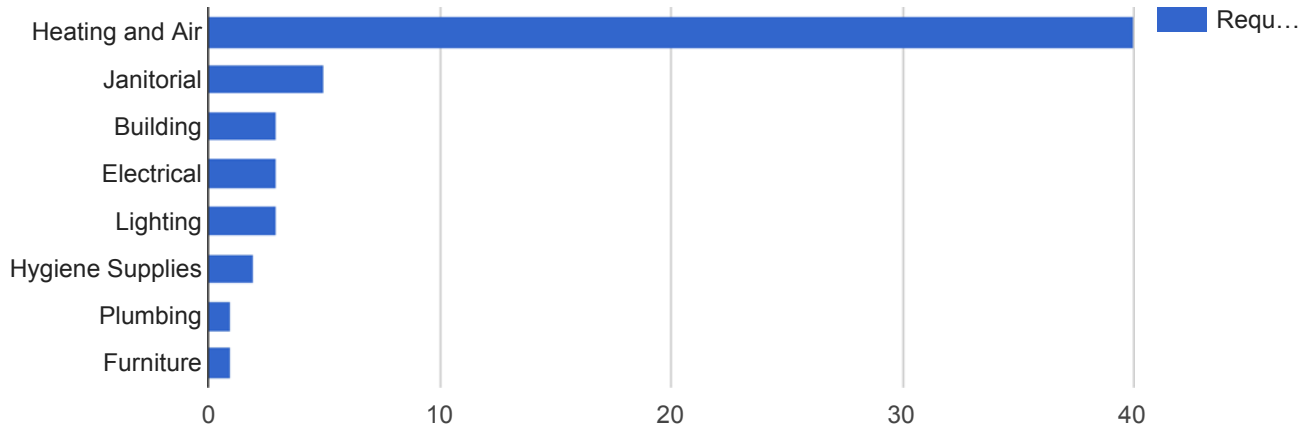
Request Type	Requests	Percent
Heating and Air	68	71.6%
Ice Plant	12	12.6%
Building	5	5.3%
Plumbing	4	4.2%
Furniture	3	3.2%
Janitorial	2	2.1%
Electrical	1	1.1%

Facilities Closed Work Orders - City Hall

APPLIED FILTERS



Date range: **Jan 1, 2018 - Jan 31, 2018**
 Department: **Facilities**
 Keyword: **All**
 Request Type: **All**
 Status: **Closed**
 Address: **109 East Olive**



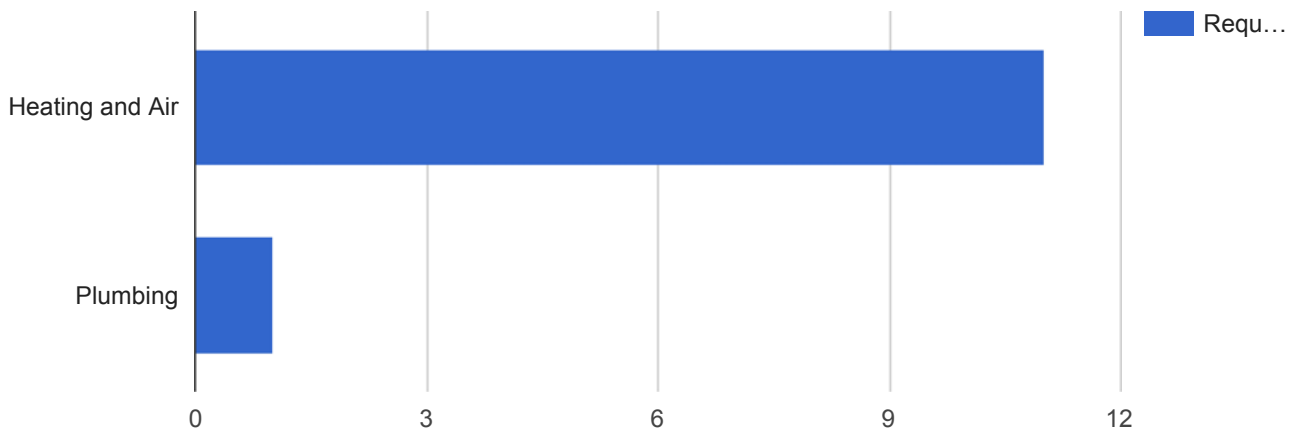
Request Type	Requests	Percent
Heating and Air	40	69.0%
Janitorial	5	8.6%
Building	3	5.2%
Electrical	3	5.2%
Lighting	3	5.2%
Hygiene Supplies	2	3.4%
Plumbing	1	1.7%
Furniture	1	1.7%

Facilities Closed Work Orders - Police

APPLIED FILTERS



Date range: **Jan 1, 2018 - Jan 31, 2018**
 Department: **Facilities**
 Keyword: **All**
 Request Type: **All**
 Status: **Closed**
 Address: **305 South East**



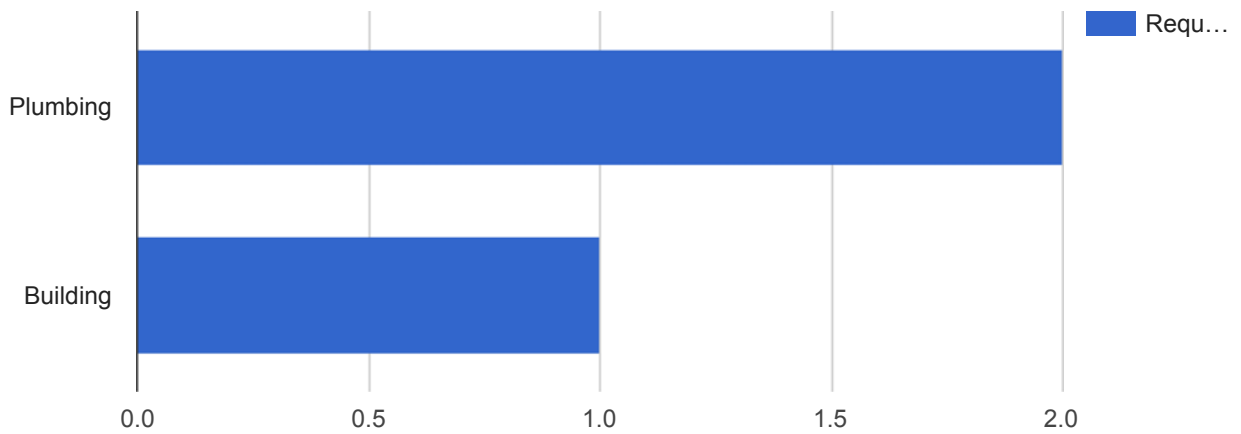
Request Type	Requests	Percent
Heating and Air	11	91.7%
Plumbing	1	8.3%

Facilities Closed Work Orders - Public Works

APPLIED FILTERS



Date range: **Jan 1, 2018 - Jan 31, 2018**
 Department: **Facilities**
 Keyword: **All**
 Request Type: **All**
 Status: **Closed**
 Address: **401 1/2 South East, 401 South East, 336 South Main**



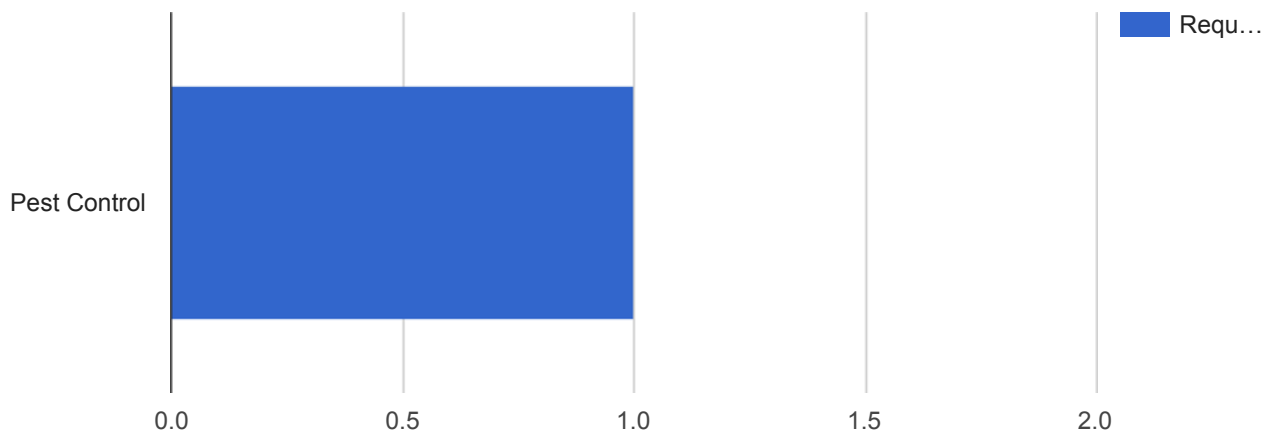
Request Type	Requests	Percent
Plumbing	2	66.7%
Building	1	33.3%

Facilities Closed Work Orders - Records Storage

APPLIED FILTERS



Date range: **Jan 1, 2018 - Jan 31, 2018**
Department: **Facilities**
Keyword: **All**
Request Type: **All**
Status: **Closed**
Address: **301 East Jackson Street**



Request Type	Requests
Pest Control	1

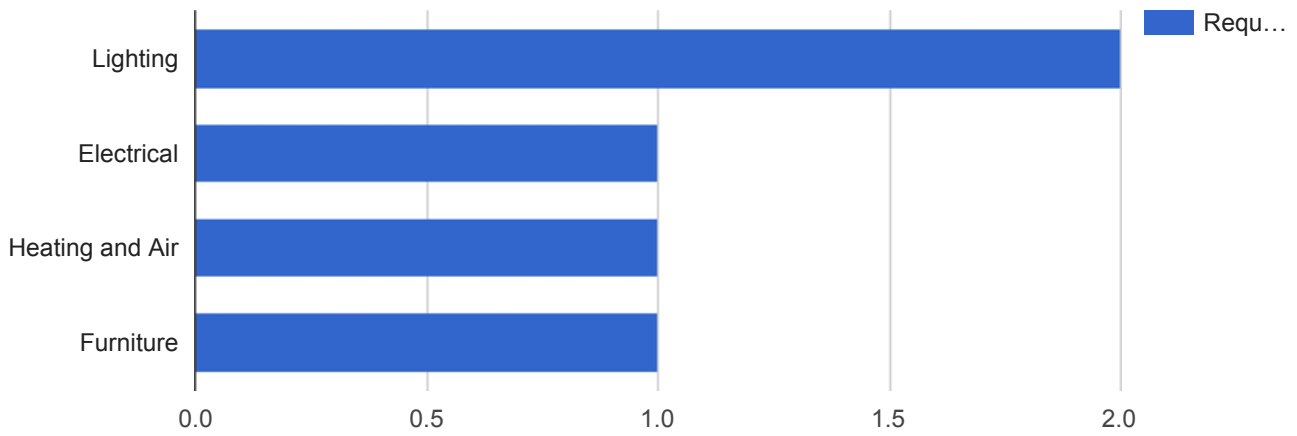
Percent
100.0%

Facilities Closed Work Orders - Government Center

APPLIED FILTERS



Date range: **Jan 1, 2018 - Jan 31, 2018**
 Department: **Facilities**
 Keyword: **All**
 Request Type: **All**
 Status: **Closed**
 Address: **115 East Washington**



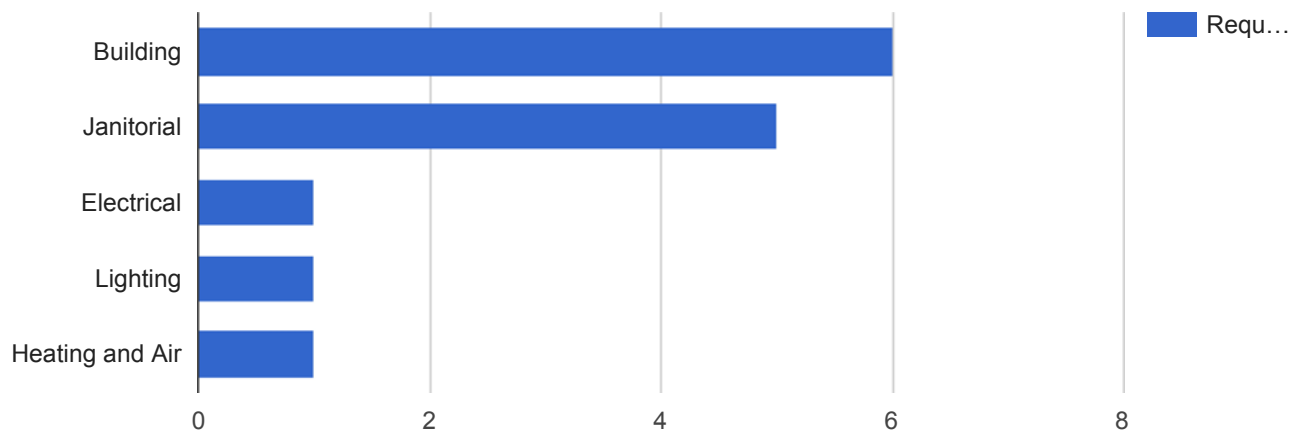
Request Type	Requests	Percent
Lighting	2	40.0%
Electrical	1	20.0%
Heating and Air	1	20.0%
Furniture	1	20.0%

Facilities Closed Work Orders - Lincoln Garage

APPLIED FILTERS



Date range: **Jan 1, 2018 - Jan 31, 2018**
 Department: **Facilities**
 Keyword: **All**
 Request Type: **All**
 Status: **Closed**
 Address: **101 East Front**



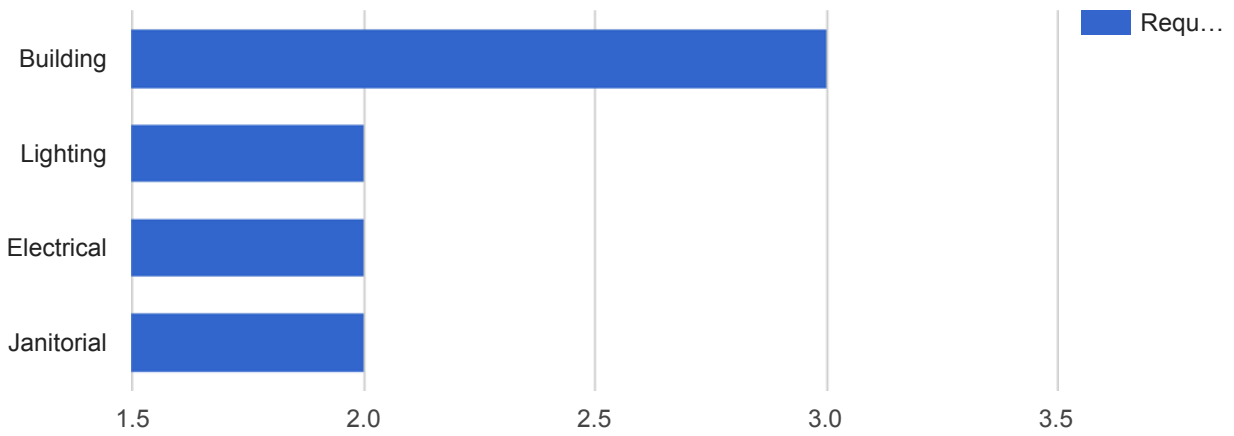
Request Type	Requests	Percent
Building	6	42.9%
Janitorial	5	35.7%
Electrical	1	7.1%
Lighting	1	7.1%
Heating and Air	1	7.1%

Facilities Closed Work Orders - Market Garage

APPLIED FILTERS



Date range: **Jan 1, 2018 - Jan 31, 2018**
 Department: **Facilities**
 Keyword: **All**
 Request Type: **All**
 Status: **Closed**
 Address: **400 North Center**



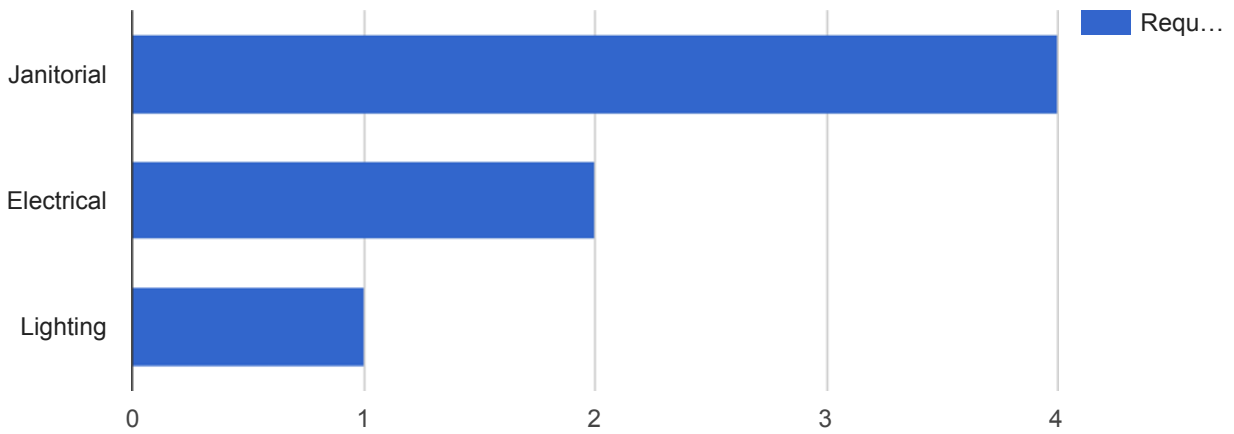
Request Type	Requests	Percent
Building	3	33.3%
Lighting	2	22.2%
Electrical	2	22.2%
Janitorial	2	22.2%

Facilities Closed Work Orders - Pepsi Ice Garage

APPLIED FILTERS



Date range: **Jan 1, 2018 - Jan 31, 2018**
 Department: **Facilities**
 Keyword: **All**
 Request Type: **All**
 Status: **Closed**
 Address: **205 South Roosevelt**



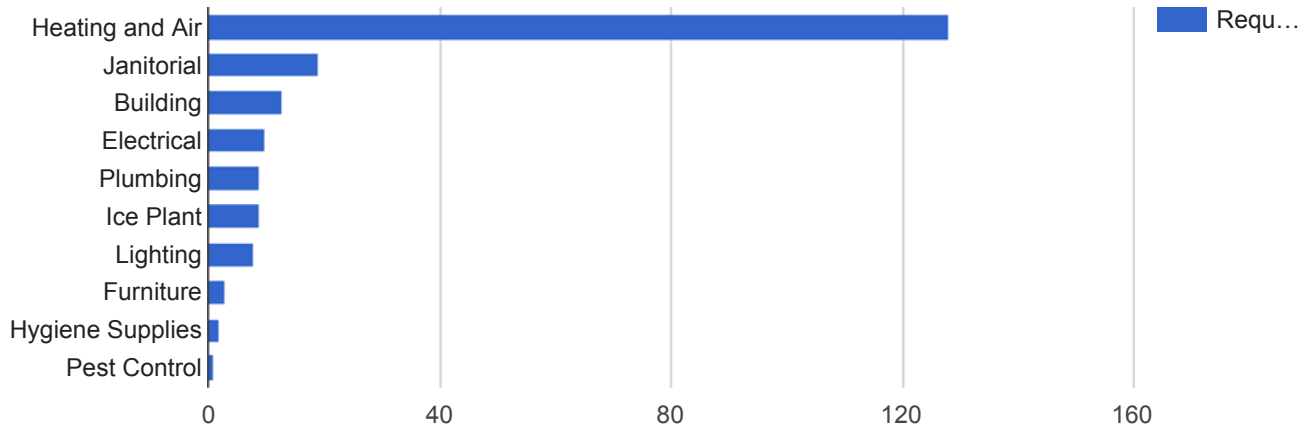
Request Type	Requests	Percent
Janitorial	4	57.1%
Electrical	2	28.6%
Lighting	1	14.3%

Facilities Closed Work Orders by Type

APPLIED FILTERS



Date range: **Jan 1, 2018 - Jan 31, 2018**
 Department: **Facilities**
 Request Type: **All**
 Status: **Closed**
 Service Type: **Custodial, Maintenance, Repair**
 Building: **All**



Request Type	Requests	Percent
Heating and Air	128	63.4%
Janitorial	19	9.4%
Building	13	6.4%
Electrical	10	5.0%
Plumbing	9	4.5%
Ice Plant	9	4.5%
Lighting	8	4.0%
Furniture	3	1.5%
Hygiene Supplies	2	1.0%
Pest Control	1	0.5%