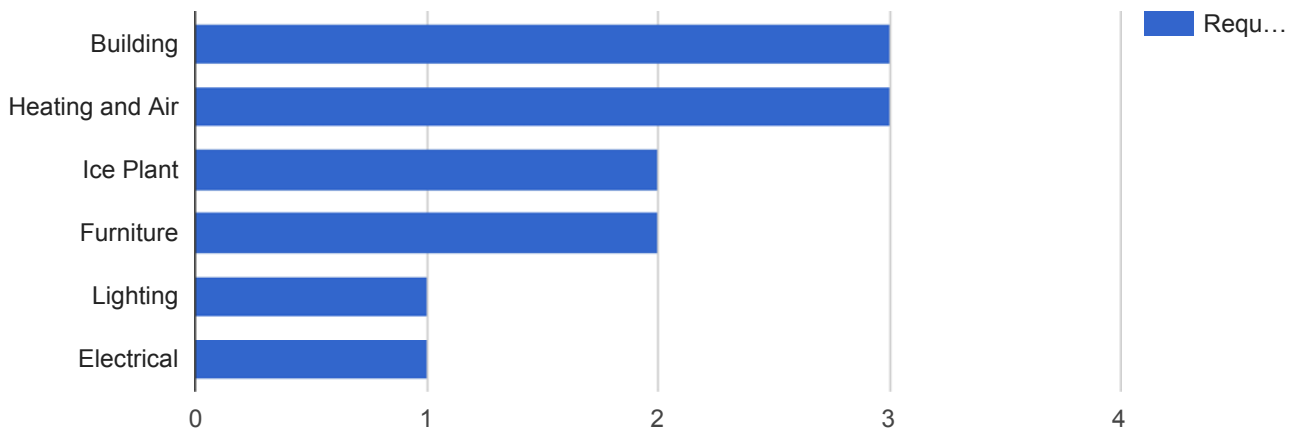


Facilities Closed Projects by Type

APPLIED FILTERS



Date range: **Nov 1, 2017 - Nov 30, 2017**
 Department: **Facilities**
 Request Type: **All**
 Status: **Closed**
 Service Type: **Project**
 Building: **All**



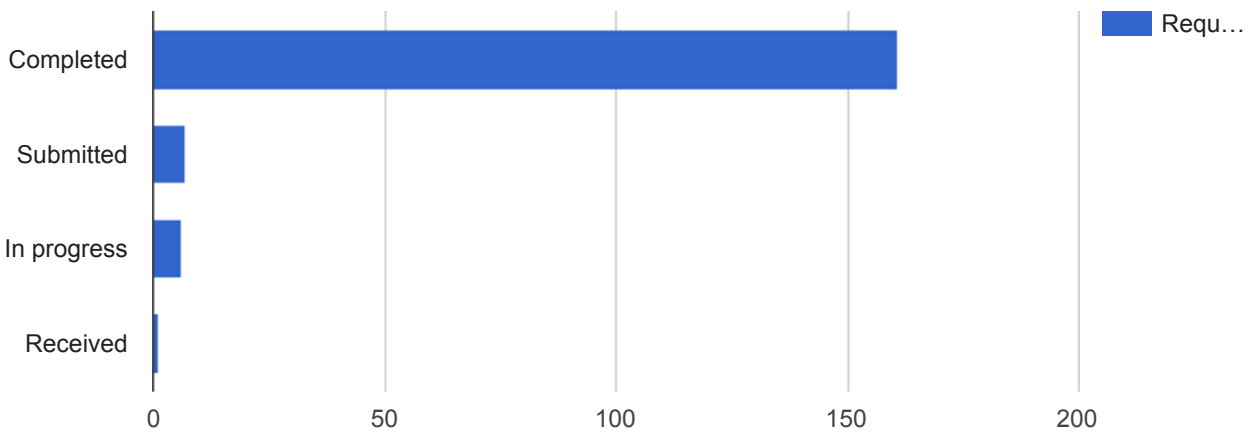
Request Type	Requests	Percent
Building	3	25.0%
Heating and Air	3	25.0%
Ice Plant	2	16.7%
Furniture	2	16.7%
Lighting	1	8.3%
Electrical	1	8.3%

Facilities Monthly Work Order Summary

APPLIED FILTERS



Date range: **Nov 1, 2017 - Nov 30, 2017**
 Department: **Facilities**
 Keyword: **All**
 Request Type: **All**
 Status: **All**
 Service Type: **All**



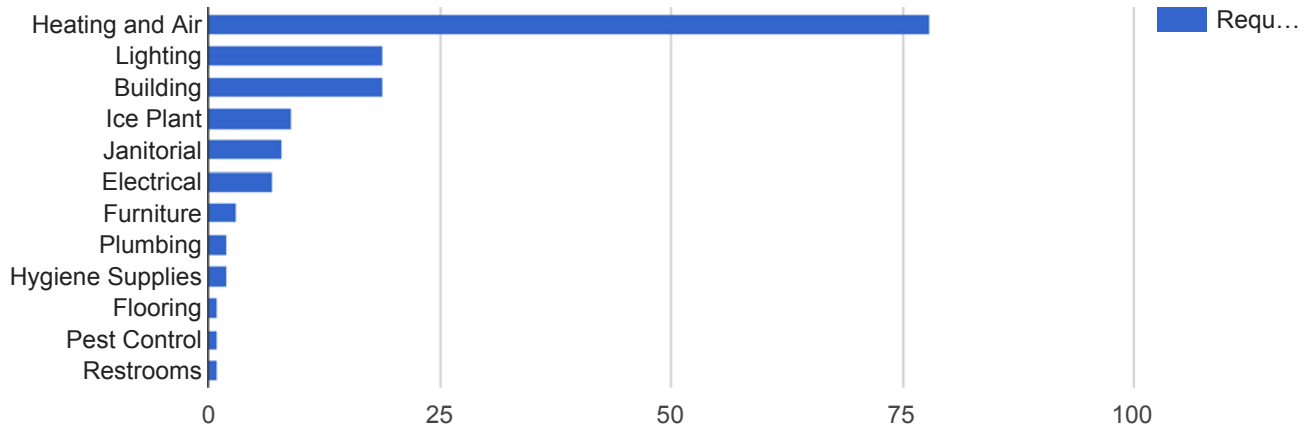
Status	Requests	Percent
Completed	161	92.0%
Submitted	7	4.0%
In progress	6	3.4%
Received	1	0.6%

Facilities Closed Work Orders by Type

APPLIED FILTERS



Date range: **Nov 1, 2017 - Nov 30, 2017**
 Department: **Facilities**
 Request Type: **All**
 Status: **Closed**
 Service Type: **Custodial, Maintenance, Repair**
 Building: **All**



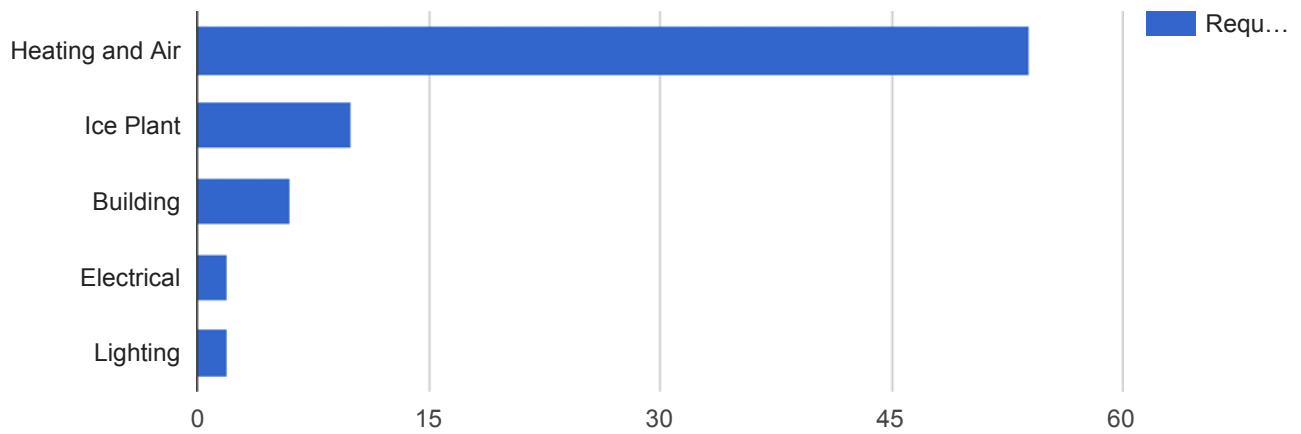
Request Type	Requests	Percent
Heating and Air	78	52.0%
Lighting	19	12.7%
Building	19	12.7%
Ice Plant	9	6.0%
Janitorial	8	5.3%
Electrical	7	4.7%
Furniture	3	2.0%
Plumbing	2	1.3%
Hygiene Supplies	2	1.3%
Flooring	1	0.7%
Pest Control	1	0.7%
Restrooms	1	0.7%

Facilities Closed Work Orders - Arena

APPLIED FILTERS



Date range: **Nov 1, 2017 - Nov 30, 2017**
 Department: **Facilities**
 Keyword: **All**
 Request Type: **All**
 Status: **Closed**
 Address: **101 South Madison**



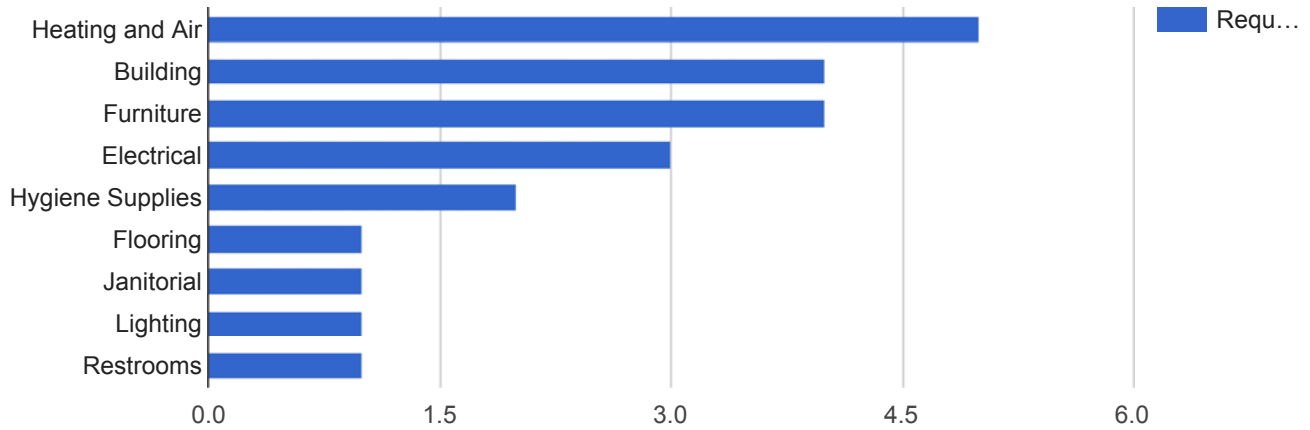
Request Type	Requests	Percent
Heating and Air	54	73.0%
Ice Plant	10	13.5%
Building	6	8.1%
Electrical	2	2.7%
Lighting	2	2.7%

Facilities Closed Work Orders - City Hall

APPLIED FILTERS



Date range: **Nov 1, 2017 - Nov 30, 2017**
 Department: **Facilities**
 Keyword: **All**
 Request Type: **All**
 Status: **Closed**
 Address: **109 East Olive**



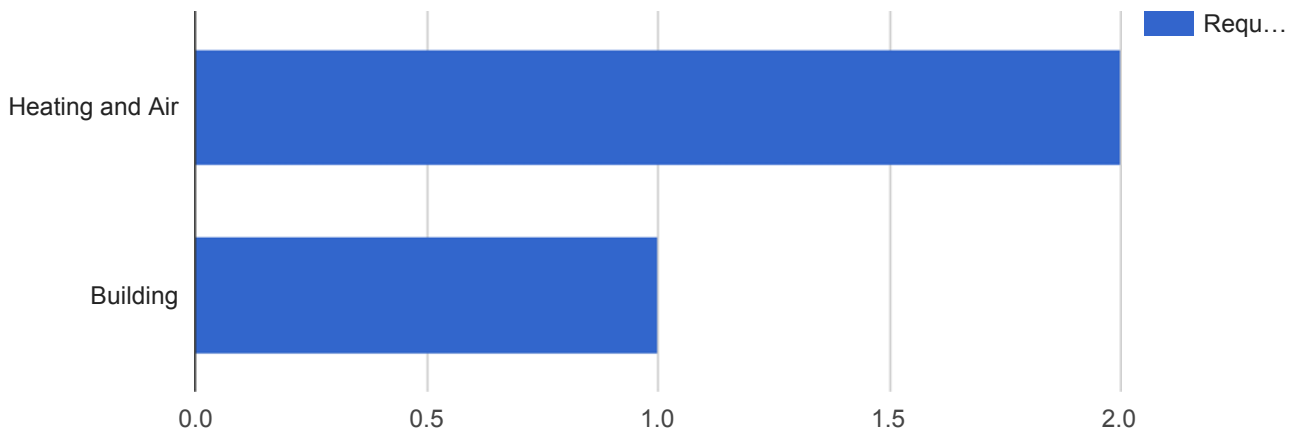
Request Type	Requests	Percent
Heating and Air	5	22.7%
Building	4	18.2%
Furniture	4	18.2%
Electrical	3	13.6%
Hygiene Supplies	2	9.1%
Flooring	1	4.5%
Janitorial	1	4.5%
Lighting	1	4.5%
Restrooms	1	4.5%

Facilities Closed Work Orders - Police

APPLIED FILTERS



Date range: **Nov 1, 2017 - Nov 30, 2017**
 Department: **Facilities**
 Keyword: **All**
 Request Type: **All**
 Status: **Closed**
 Address: **305 South East**



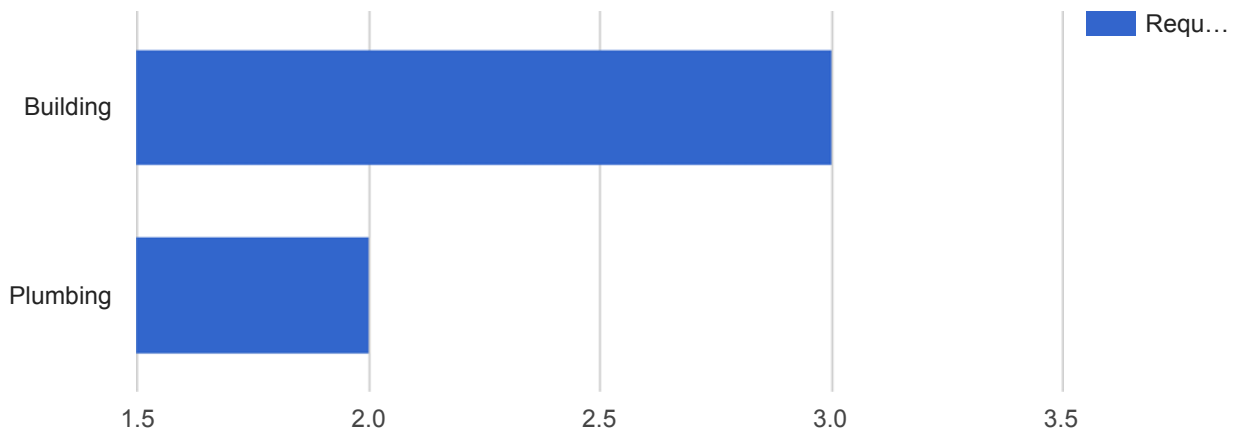
Request Type	Requests	Percent
Heating and Air	2	66.7%
Building	1	33.3%

Facilities Closed Work Orders - Public Works

APPLIED FILTERS



Date range: **Nov 1, 2017 - Nov 30, 2017**
 Department: **Facilities**
 Keyword: **All**
 Request Type: **All**
 Status: **Closed**
 Address: **401 1/2 South East, 401 South East, 336 South Main**



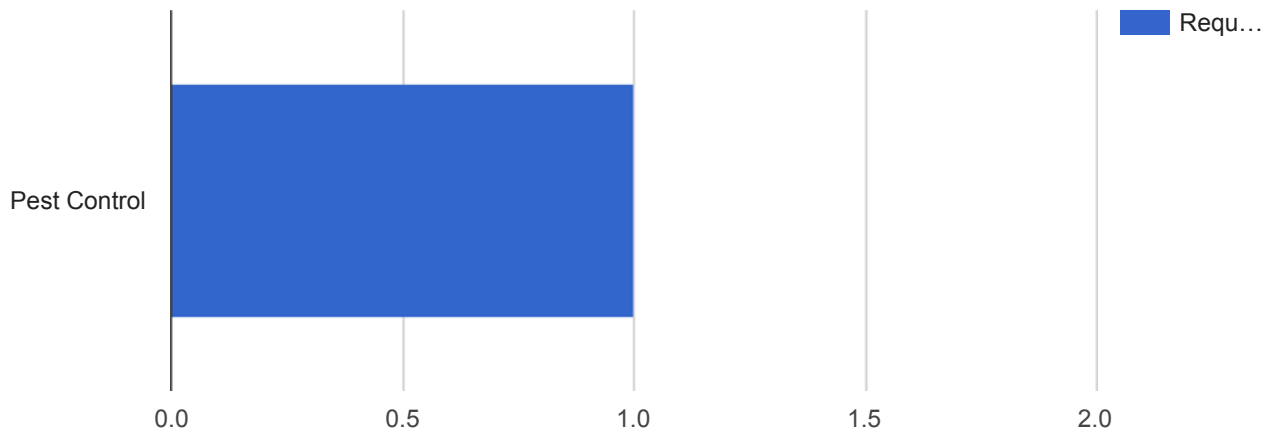
Request Type	Requests	Percent
Building	3	60.0%
Plumbing	2	40.0%

Facilities Closed Work Orders - Records Storage

APPLIED FILTERS



Date range: **Nov 1, 2017 - Nov 30, 2017**
 Department: **Facilities**
 Keyword: **All**
 Request Type: **All**
 Status: **Closed**
 Address: **301 East Jackson Street**



Request Type	Requests
Pest Control	1

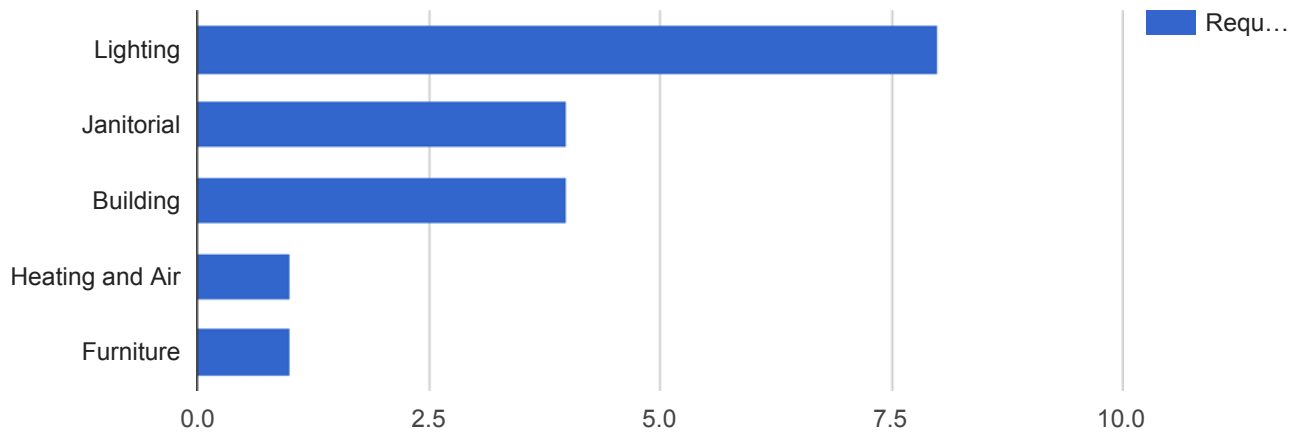
Percent
100.0%

Facilities Closed Work Orders - Lincoln Garage

APPLIED FILTERS



Date range: **Nov 1, 2017 - Nov 30, 2017**
 Department: **Facilities**
 Keyword: **All**
 Request Type: **All**
 Status: **Closed**
 Address: **101 East Front**



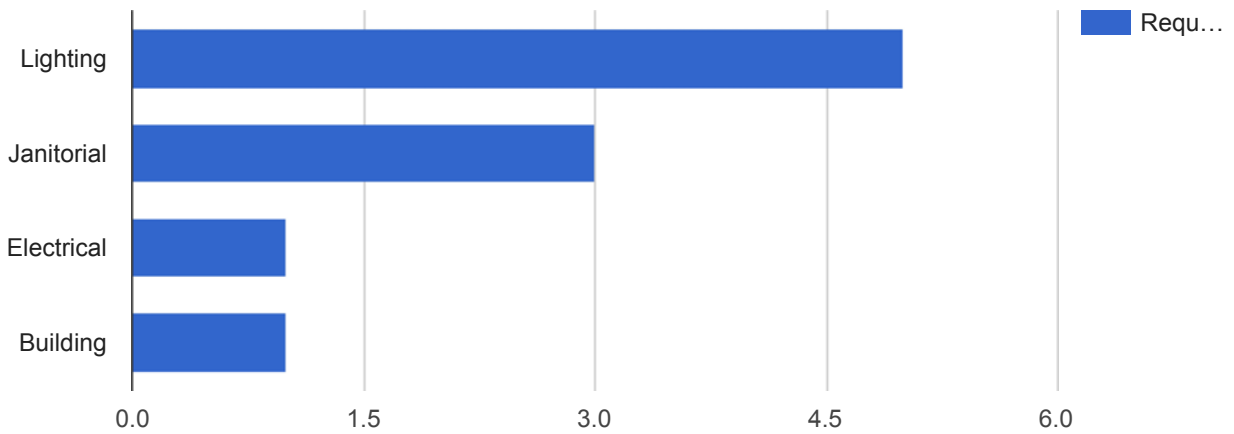
Request Type	Requests	Percent
Lighting	8	44.4%
Janitorial	4	22.2%
Building	4	22.2%
Heating and Air	1	5.6%
Furniture	1	5.6%

Facilities Closed Work Orders - Market Garage

APPLIED FILTERS



Date range: **Nov 1, 2017 - Nov 30, 2017**
 Department: **Facilities**
 Keyword: **All**
 Request Type: **All**
 Status: **Closed**
 Address: **400 North Center**



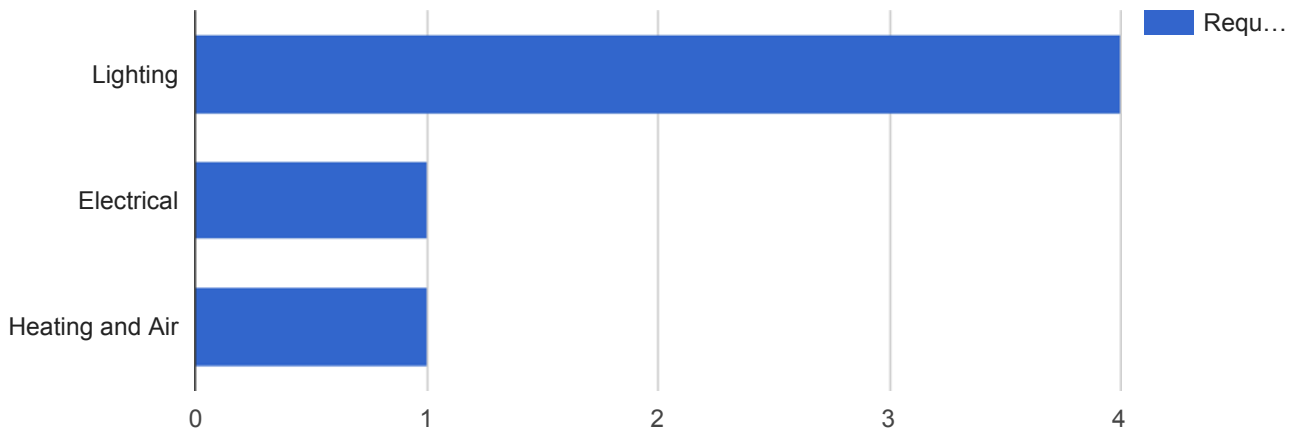
Request Type	Requests	Percent
Lighting	5	50.0%
Janitorial	3	30.0%
Electrical	1	10.0%
Building	1	10.0%

Facilities Closed Work Orders - Pepsi Ice Garage

APPLIED FILTERS



Date range: **Nov 1, 2017 - Nov 30, 2017**
 Department: **Facilities**
 Keyword: **All**
 Request Type: **All**
 Status: **Closed**
 Address: **205 South Roosevelt**



Request Type	Requests	Percent
Lighting	4	66.7%
Electrical	1	16.7%
Heating and Air	1	16.7%