

Charge Type Detail Report (Trip Date)

Period IS 201705 OR -201705; AND Company IS City of Bloomington

	<u>Count</u>	<u>Dollars</u>
City of Bloomington		
ALS Emergency		
BLFD ALS Emergency Base Rate	325.0	247,022.75
Totals For Type: ALS Emergency	325.0	\$ 247,022.75
ALS Emergency II		
BLFD ALS II Emergency Base Rat	5.0	4,262.70
Totals For Type: ALS Emergency II	5.0	\$ 4,262.70
BLS Emergency		
BLFD BLS Emergency Base Rate	560.0	354,692.80
Totals For Type: BLS Emergency	560.0	\$ 354,692.80
Mileage		
BLFD Mileage	2,601.0	39,535.74
Totals For Type: Mileage	2,601.0	\$ 39,535.74
Misc Fee		
Credit balance applied	41.0	0.41
Interest	5.0	0.05
Totals For Type: Misc Fee	46.0	\$ 0.46
Misc. Services		
BLFD ALS Intercept Fee	12.0	3,535.80
Totals For Type: Misc. Services	12.0	\$ 3,535.80
Misc. Supplies		
BLFD Oxygen	103.0	1,900.35
Totals For Type: Misc. Supplies	103.0	\$ 1,900.35
Totals For Company: City of Bloomington	3652.0	\$650,950.60
Report Totals:	3,652.0	\$ 650,950.60

**Bloomington Comparison Report
May 2017**

	Current Month 05/2017	Previous Year 05/2016	Previous Month 04/2017
Charges			
BLS	560	282	399
ALS	325	163	211
ALS II	5	3	3
Charge Totals	\$650,950.60	\$319,387.12	\$449,402.41
Payments			
Payments	\$167,353.21	\$156,484.14	\$197,458.16
Bad Debt W/O	\$32,998.61	\$44,602.30	\$35,581.57
Cont/Misc W/O	\$229,996.72	\$150,914.83	\$260,317.25



Bloomington Fire Dept.

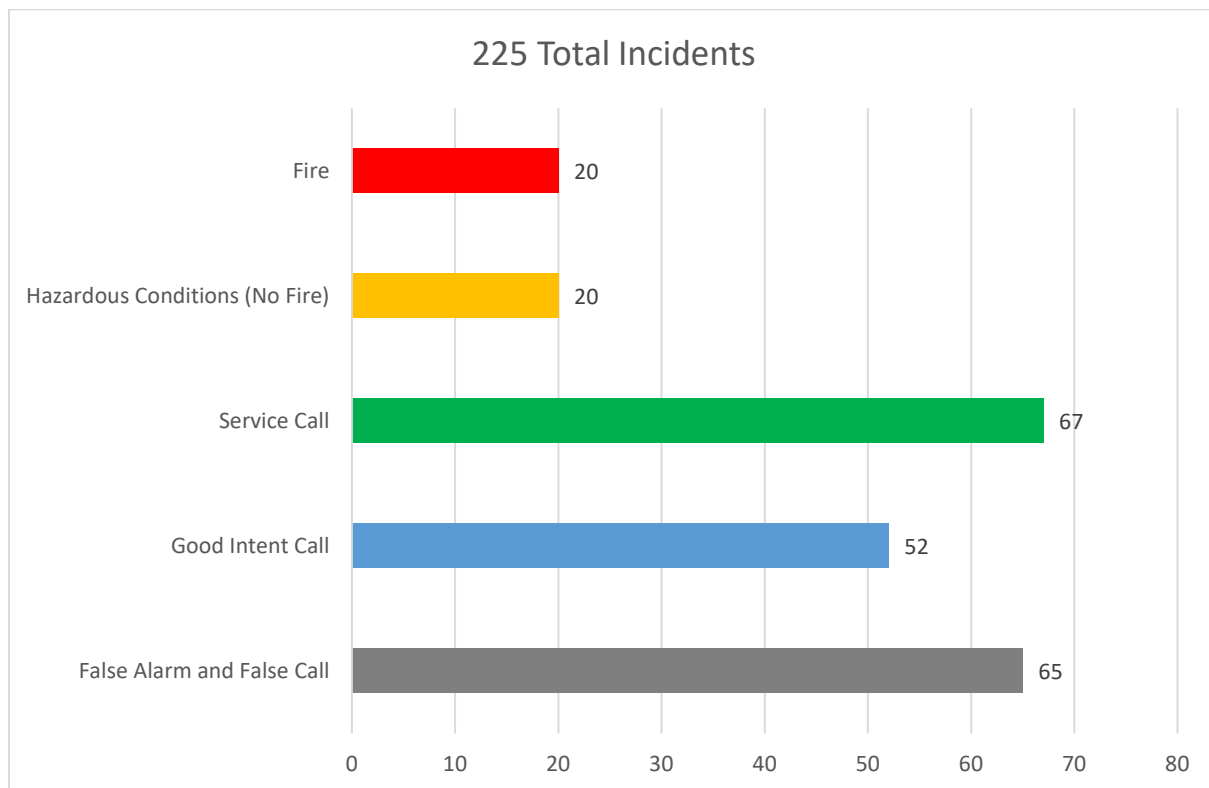
Monthly Fire Response Report

May 2017



Total Fire Response:	225
Total Structure Fires:	4
Total Estimated Dollar Loss (Property and Contents):	\$65,380

Top 5 Fire Responses





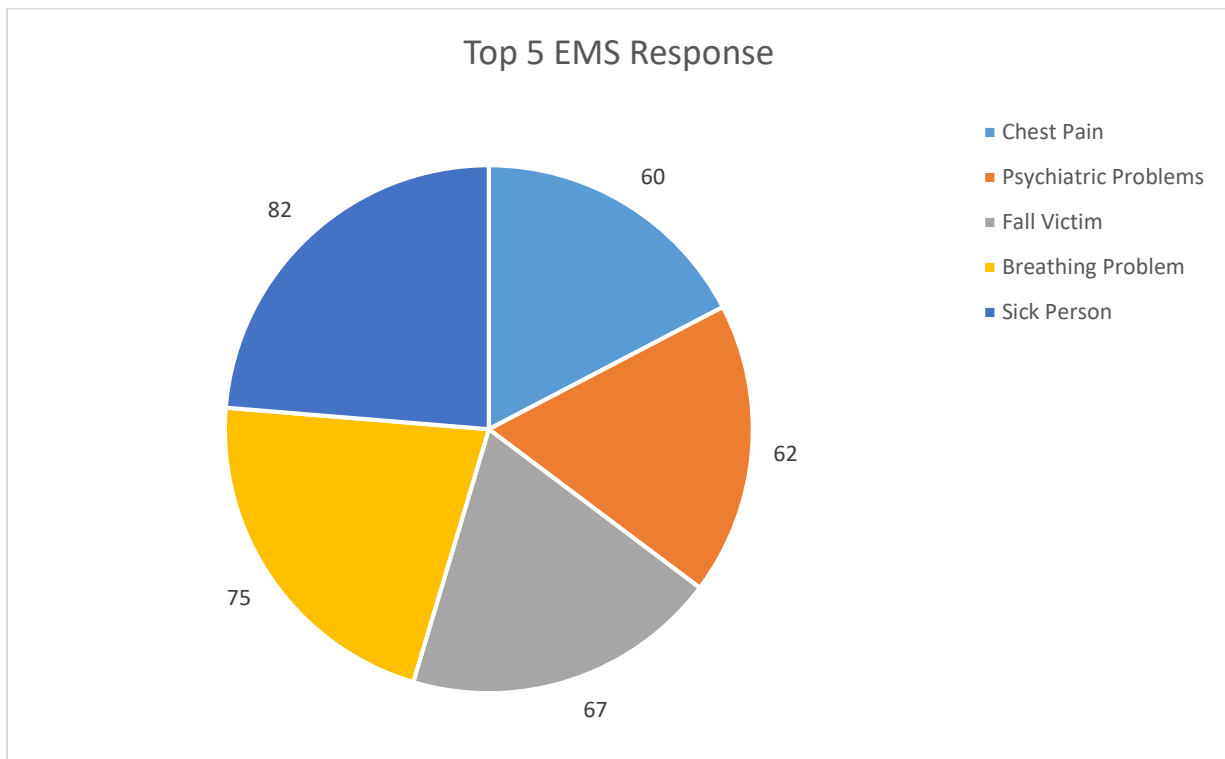
Bloomington Fire Dept.

Monthly EMS Response Report

May 2017

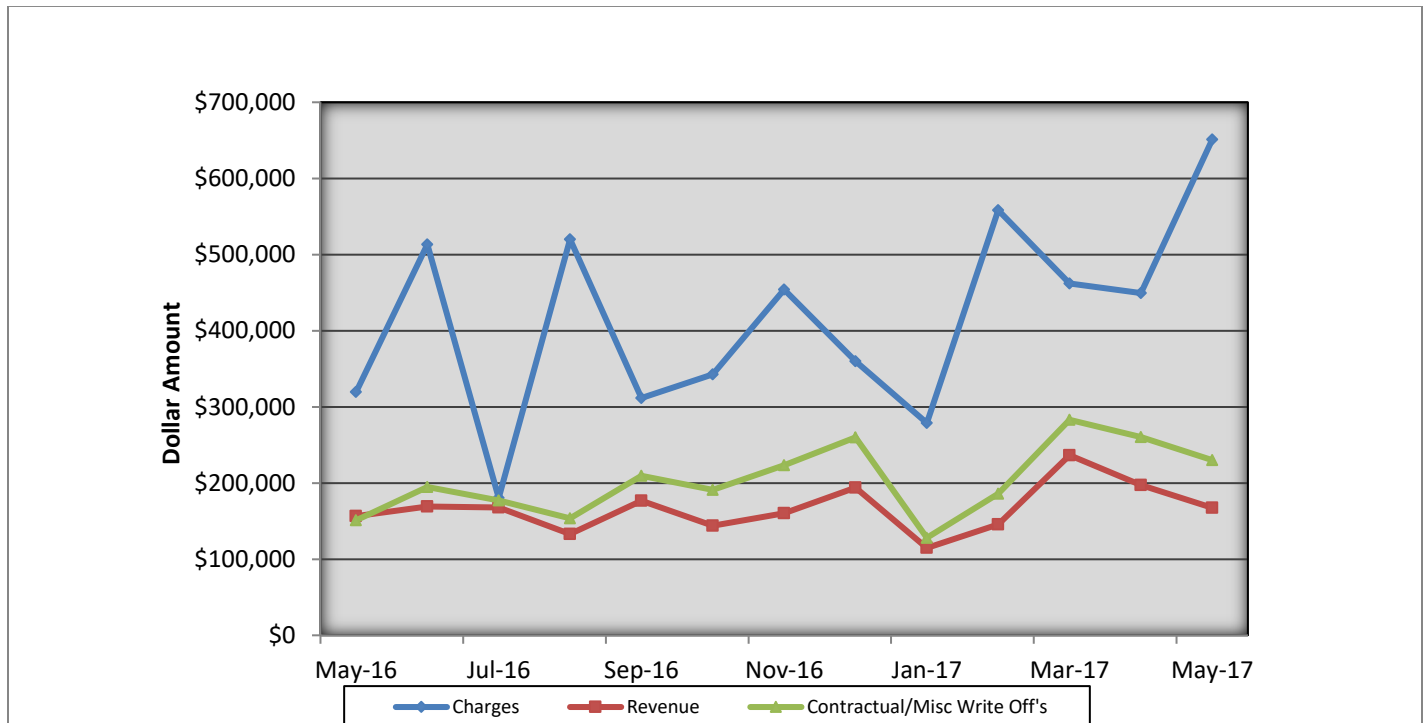


Total EMS Response: 672
Total Patients: 649
Total Transported: 565



Bloomington Fire Dept EMS Billing

Fiscal Year 2016/2017



- Charges represent billings for emergency transports, intercepts, and ambulance standby's.
- Revenue represents the amount of revenue collected for emergency transports, intercepts, and ambulance stand by's.
- Contractual/Miscellaneous Write Off's- are the combination of contractual allowances and miscellaneous write off's. Contractuals are the amounts above what federal and state mandated carriers allow for EMS services. Miscellaneous write off's include Financial Hardships, Bankruptcies, Small Balances, Workman's Compensation, and Incarcerated Patients.
- Bad Debt-Write off's on the accounts forwarded to a third party collection agency for further collection processing \$32,998.61

Totals Breakdown

Charge total-\$650,950.60

Revenue-\$167,353.21

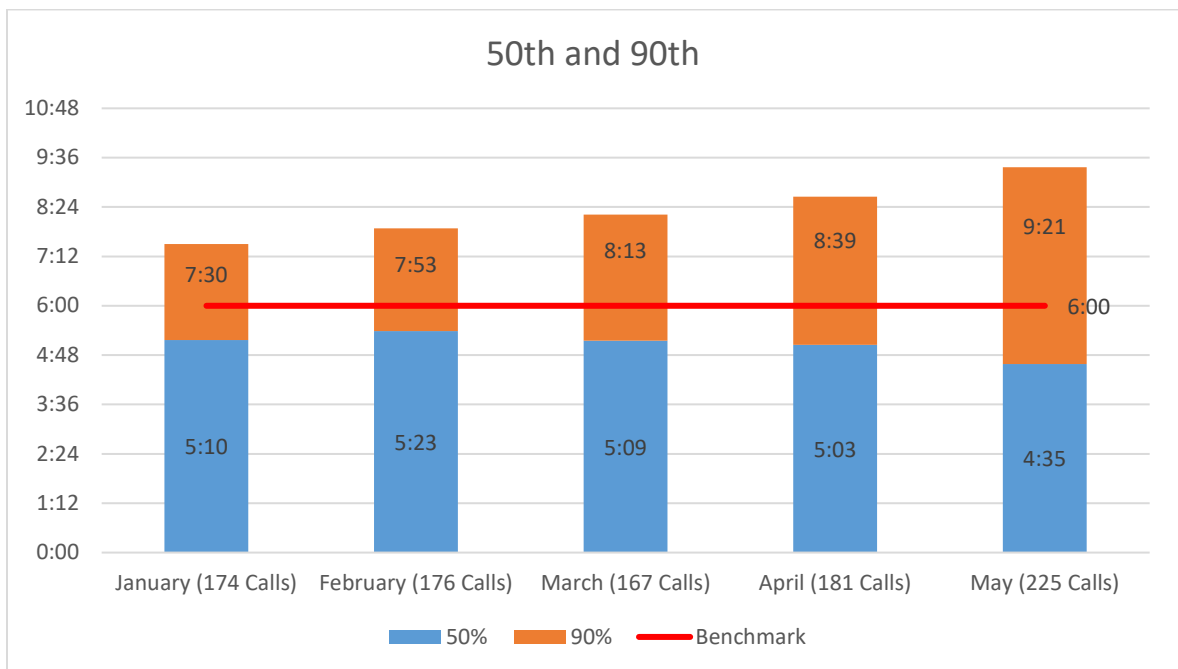
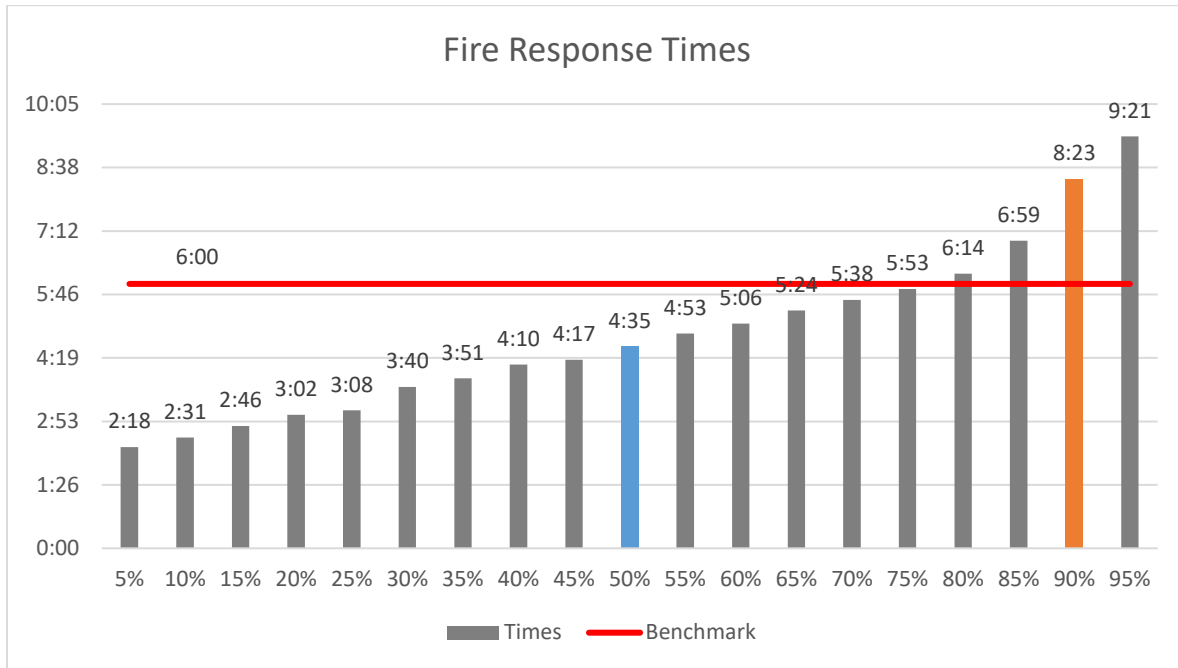
Contractuals/Miscellaneous Write Offs \$229,996.72



Bloomington Fire Dept.

Fire Response Times

May 2017





Bloomington Fire Dept.

EMS Response Times

May 2017

