

Charge Type Detail Report (Trip Date)

Period IS 201701 OR -201701; AND Company IS City of Bloomington

	<u>Count</u>	<u>Dollars</u>
City of Bloomington		
ALS Emergency		
BLFD ALS Emergency Base Rate	141.0	104,048.13
Totals For Type: ALS Emergency	141.0	\$ 104,048.13
BLS Emergency		
BLFD BLS Emergency Base Rate	254.0	156,192.22
Totals For Type: BLS Emergency	254.0	\$ 156,192.22
Mileage		
BLFD Mileage	1,098.4	16,212.38
Totals For Type: Mileage	1,098.4	\$ 16,212.38
Misc Fee		
Interest	15,347.0	153.47
Totals For Type: Misc Fee	15,347.0	\$ 153.47
Misc. Supplies		
BLFD Oxygen	47.0	841.77
Totals For Type: Misc. Supplies	47.0	\$ 841.77
Treatment No Transport		
BLFD Treatment no transport	7.0	1,275.25
Totals For Type: Treatment No Transport	7.0	\$ 1,275.25
Totals For Company: City of Bloomington	16894.4	\$278,723.22
Report Totals:	16,894.4	\$ 278,723.22

**Bloomington Comparison Report
February 2017**

	Current Month 02/2017	Previous Year 02/2016	Previous Month 01/2017
Charges			
BLS	538	465	254
ALS	224	264	141
ALS II	7	3	0
Charge Totals	\$558,332.15	\$522,176.05	\$278,732.22
Payments			
Payments	\$145,710.44	\$171,824.37	\$114,730.22
Bad Debt W/O	\$29,145.84	\$19,721.47	\$22,316.00
Cont/Misc W/O	\$185,979.58	\$180,900.94	\$128,076.79



Bloomington Fire Dept.

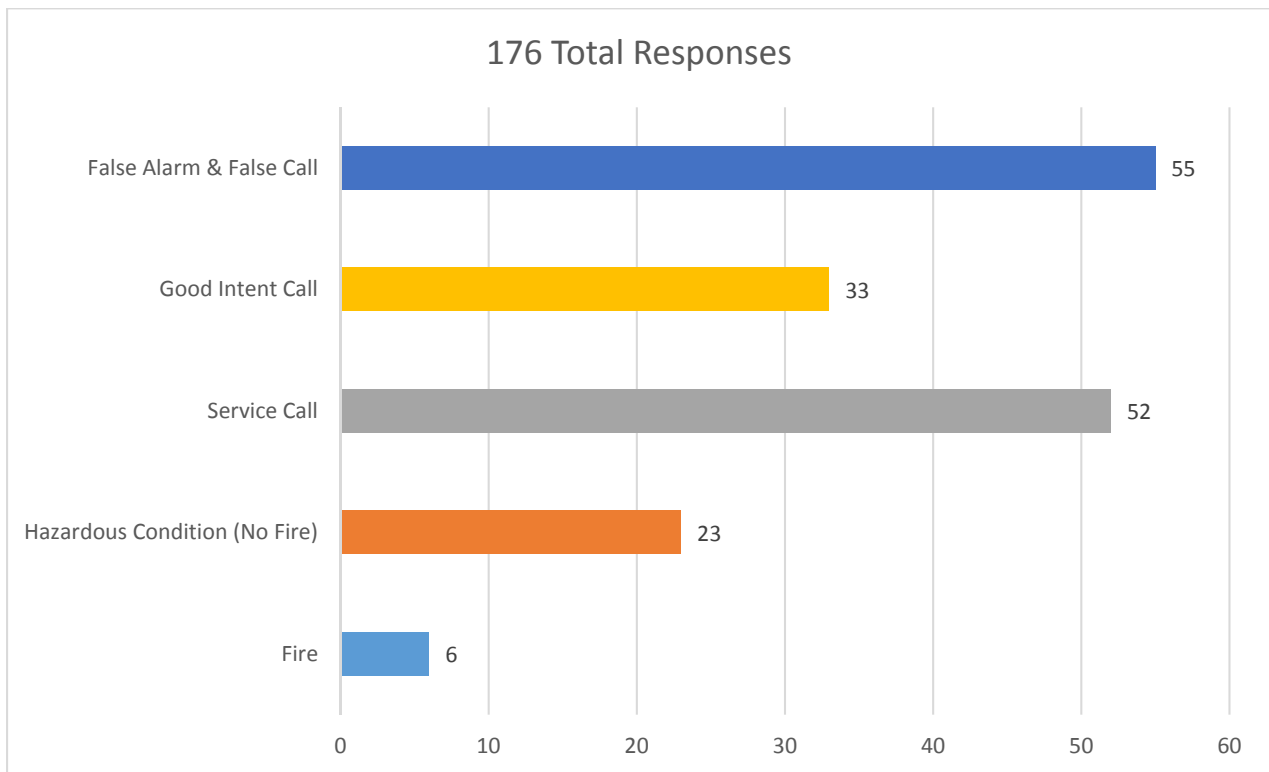
Monthly Fire Response Report

February 2017



Total Fire Response:	176
Total Structure Fires:	6
Total Estimated Dollar Loss (Property and Contents):	\$92800

Top 5 Fire Responses





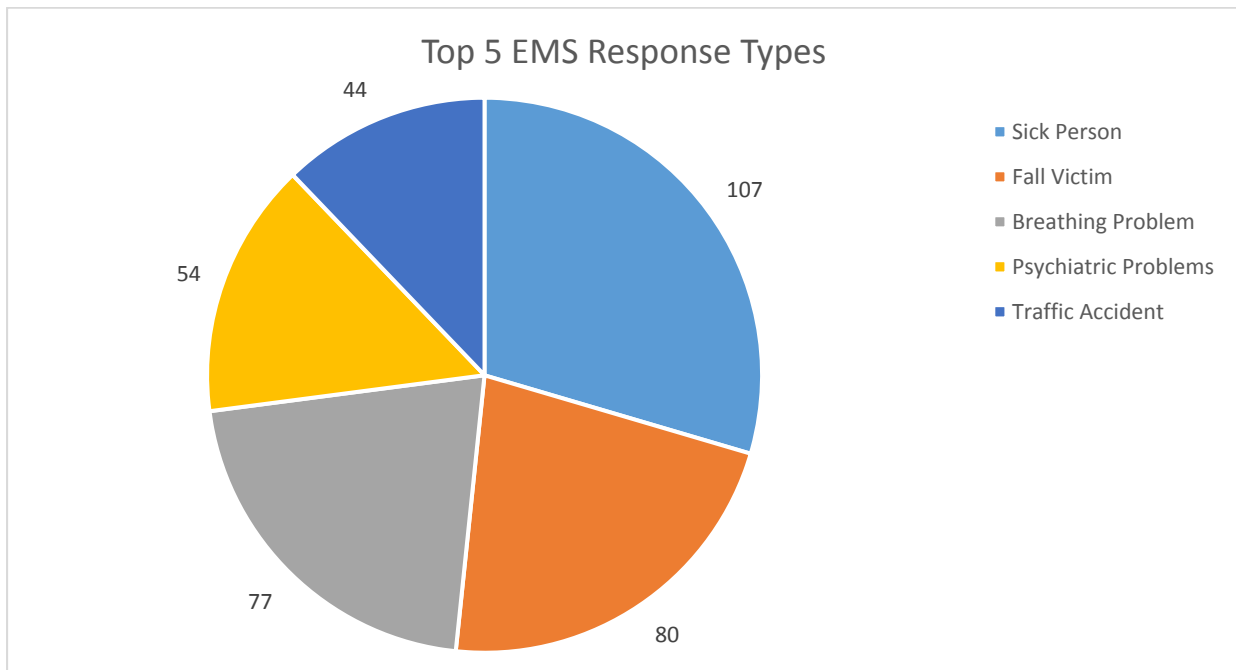
Bloomington Fire Dept.

Monthly EMS Response Report

February 2016

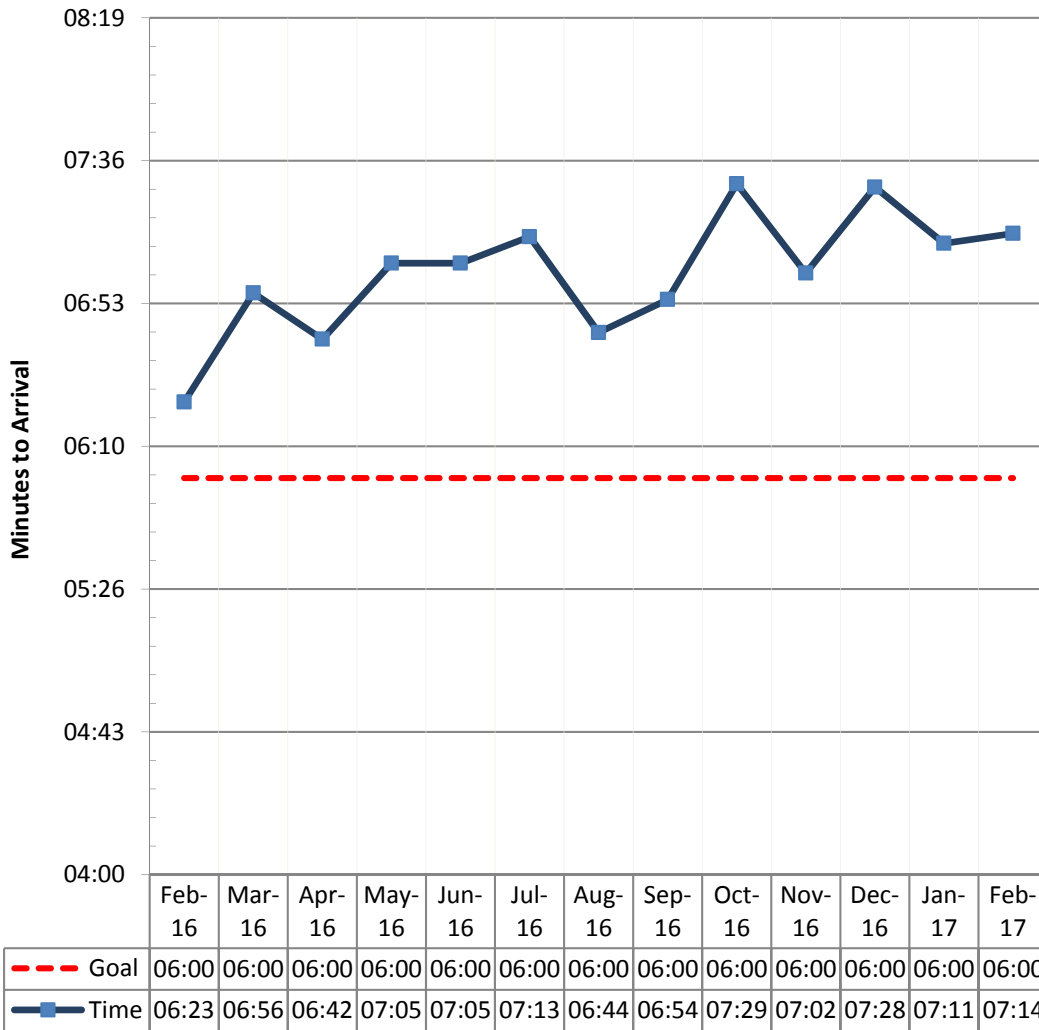


Total EMS Response: 666
Total Patients: 643
Total Transported: 561

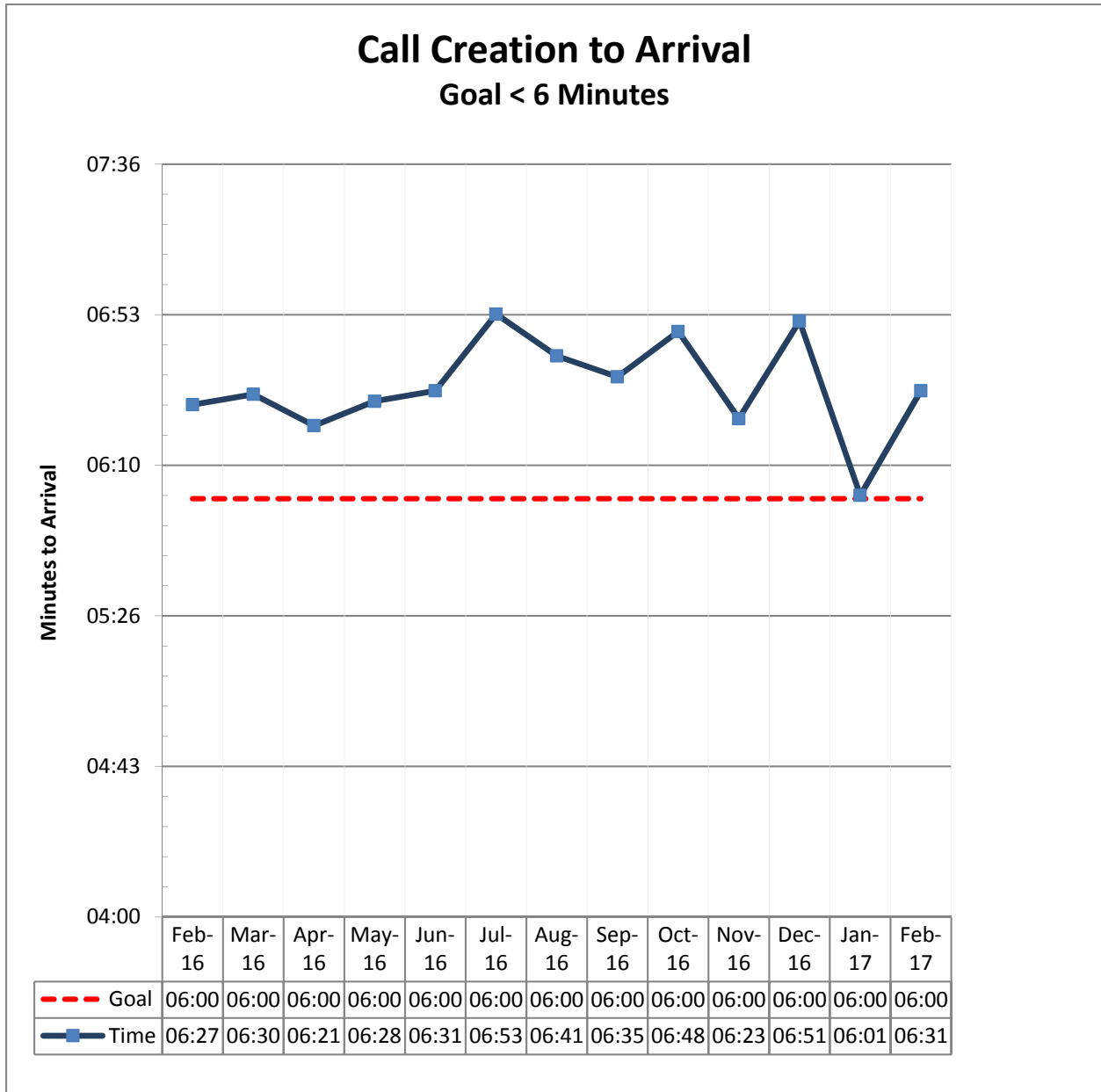


Bloomington Fire Department Response Time Analysis Report Fire Calls

Call Creation to Arrival
Goal < 6 Minutes

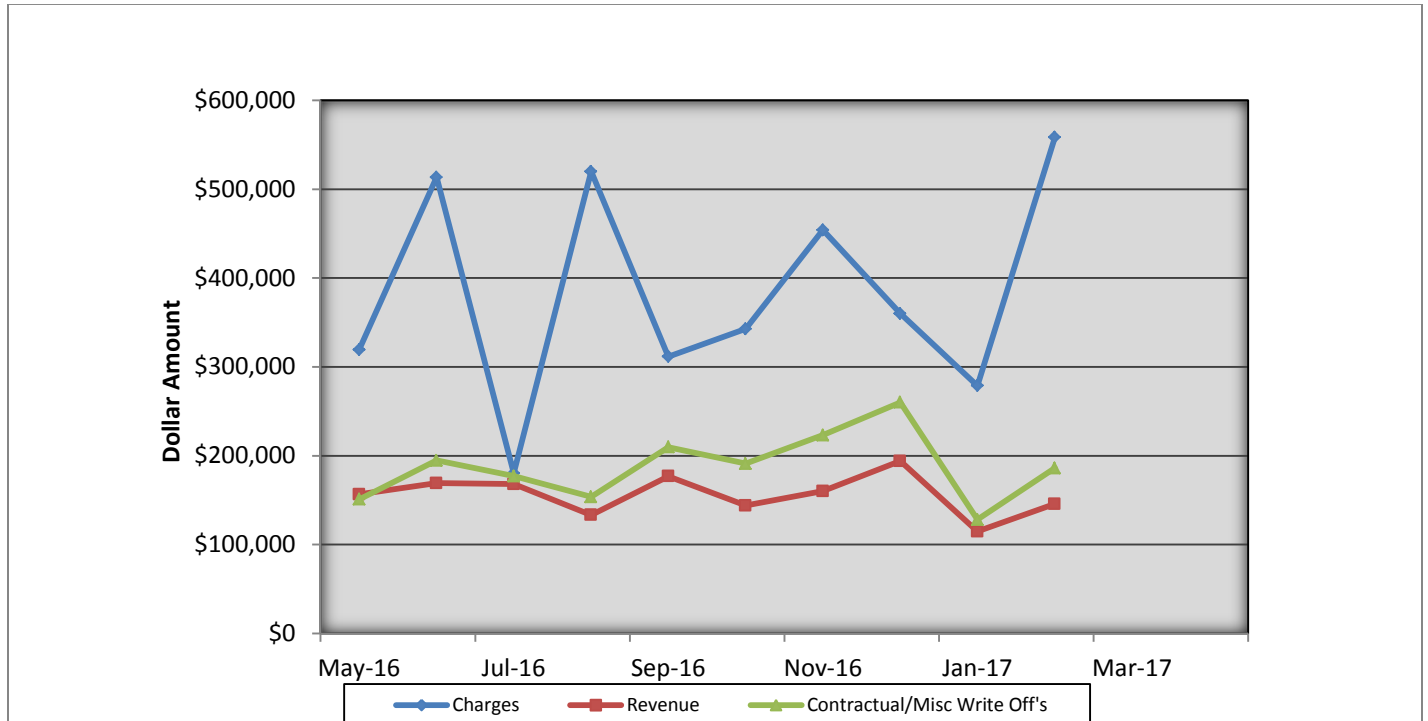


Bloomington Fire Department Response Time Analysis Report EMS Calls



Bloomington Fire Dept EMS Billing

Fiscal Year 2016/2017



- Charges represent billings for emergency transports, intercepts, and ambulance standby's.
- Revenue represents the amount of revenue collected for emergency transports, intercepts, and ambulance stand by's.
- Contractual/Miscellaneous Write Off's- are the combination of contractual allowances and miscellaneous write off's. Contractuals are the amounts above what federal and state mandated carriers allow for EMS services. Miscellaneous write off's include Financial Hardships, Bankruptcies, Small Balances, Workman's Compensation, and Incarcerated Patients.
- Bad Debt-Write off's on the accounts forwarded to a third party collection agency for further collection processing \$29,145.84

Totals Breakdown

Charge total-\$558,332.15

Revenue-\$145,710.44

Contractuals/Miscellaneous Write Offs \$185,979.58