

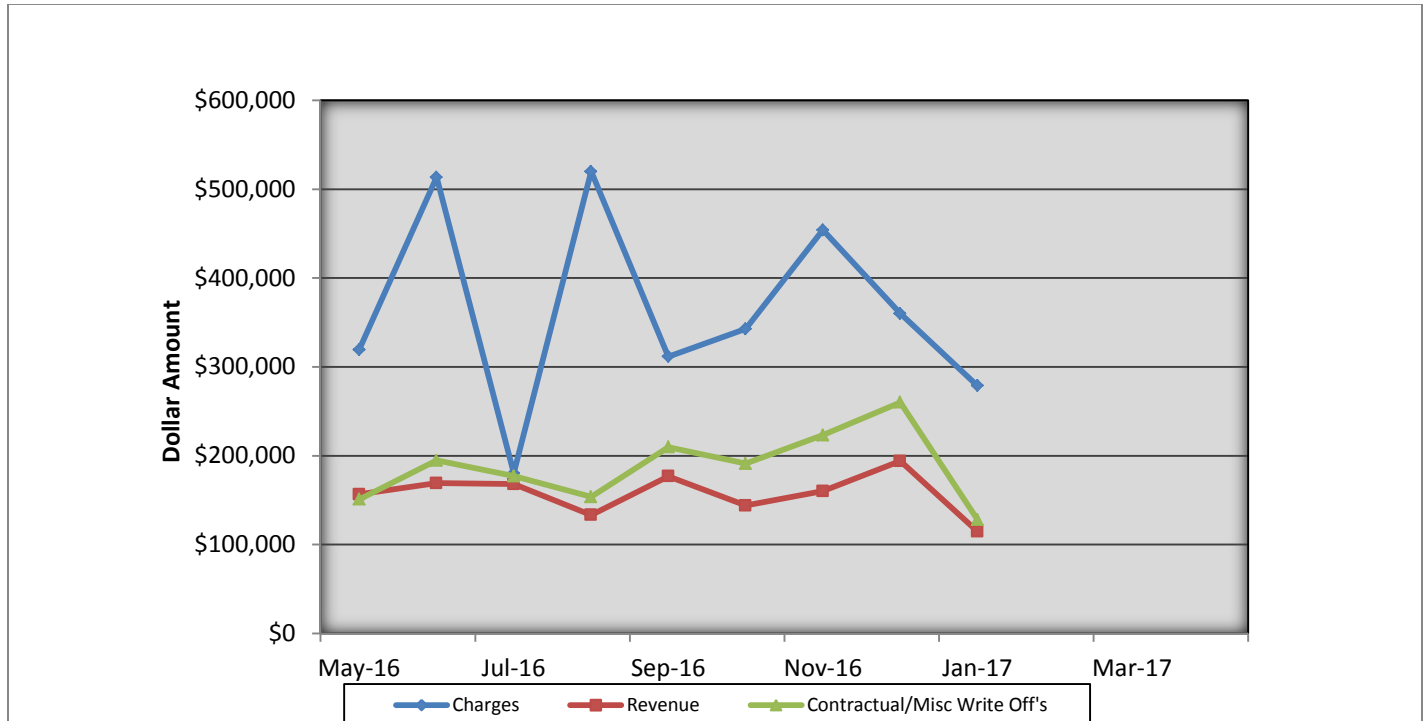
Charge Type Detail Report (Trip Date)

Period IS 201701 OR -201701; AND Company IS City of Bloomington

	<u>Count</u>	<u>Dollars</u>
City of Bloomington		
ALS Emergency		
BLFD ALS Emergency Base Rate	141.0	104,048.13
Totals For Type: ALS Emergency	141.0	\$ 104,048.13
BLS Emergency		
BLFD BLS Emergency Base Rate	254.0	156,192.22
Totals For Type: BLS Emergency	254.0	\$ 156,192.22
Mileage		
BLFD Mileage	1,098.4	16,212.38
Totals For Type: Mileage	1,098.4	\$ 16,212.38
Misc Fee		
Interest	15,347.0	153.47
Totals For Type: Misc Fee	15,347.0	\$ 153.47
Misc. Supplies		
BLFD Oxygen	47.0	841.77
Totals For Type: Misc. Supplies	47.0	\$ 841.77
Treatment No Transport		
BLFD Treatment no transport	7.0	1,275.25
Totals For Type: Treatment No Transport	7.0	\$ 1,275.25
Totals For Company: City of Bloomington	16894.4	\$278,723.22
Report Totals:	16,894.4	\$ 278,723.22

Bloomington Fire Dept EMS Billing

Fiscal Year 2016/2017



- Charges represent billings for emergency transports, intercepts, and ambulance standby's.
- Revenue represents the amount of revenue collected for emergency transports, intercepts, and ambulance stand by's.
- Contractual/Miscellaneous Write Off's- are the combination of contractual allowances and miscellaneous write off's. Contractuals are the amounts above what federal and state mandated carriers allow for EMS services. Miscellaneous write off's include Financial Hardships, Bankruptcies, Small Balances, Workman's Compensation, and Incarcerated Patients.
- Bad Debt-Write off's on the accounts forwarded to a third party collection agency for further collection processing \$22,316.00

Totals Breakdown

Charge total-\$278,723.22

Revenue-\$114,730.22

Contractuals/Miscellaneous Write Offs \$128,076.79

**Bloomington Comparison Report
January 2017**

	Current Month 01/2017	Previous Year 01/2016	Previous Month 12/2016
Charges			
BLS	254	345	341
ALS	141	178	170
ALS II	0	3	2
Charge Totals	\$278,723.22	\$369,373.64	\$360,005.65
Payments			
Payments	\$114,730.22	\$181,376.35	\$193,929.66
Bad Debt W/O	\$22,316.00	\$65,739.45	\$30,178.92
Cont/Misc W/O	\$128,076.79	\$181,574.63	\$260,070.22



Bloomington Fire Dept.

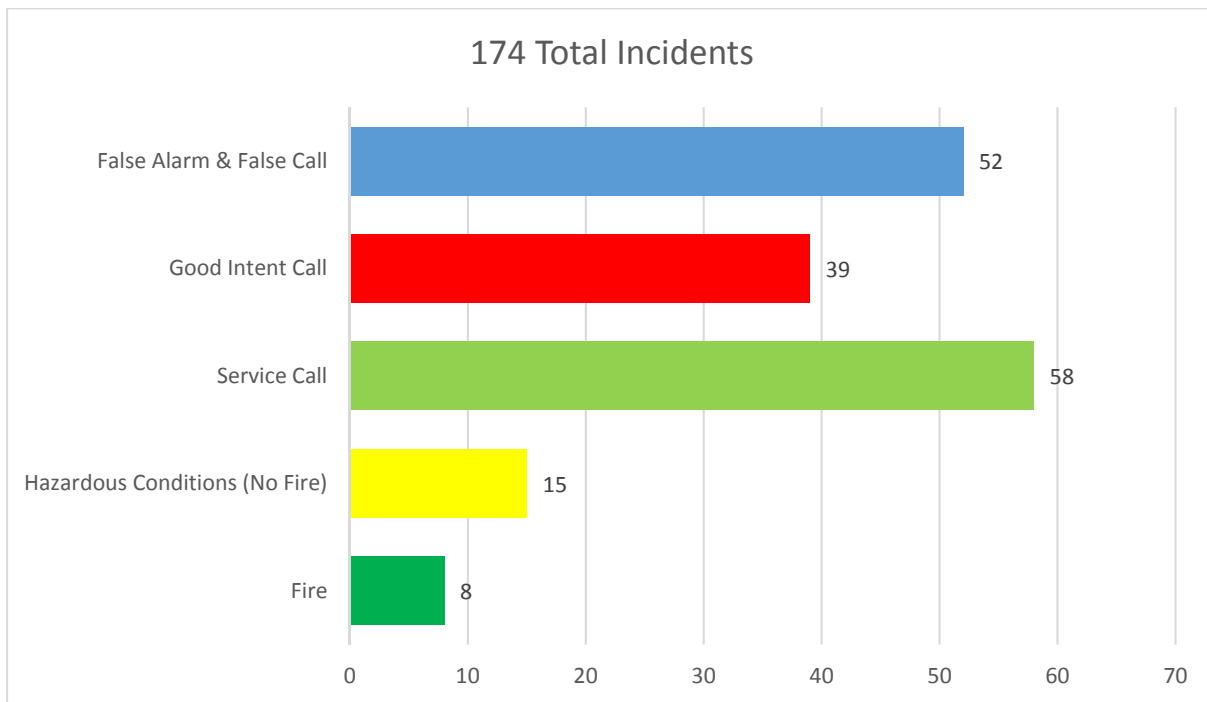
Monthly Fire Response Report

January 2017



Total Fire Response: 174
Total Structure Fires: 4
Total Estimated Dollar Loss (Property and Contents): \$7,485

Top 5 Fire Responses





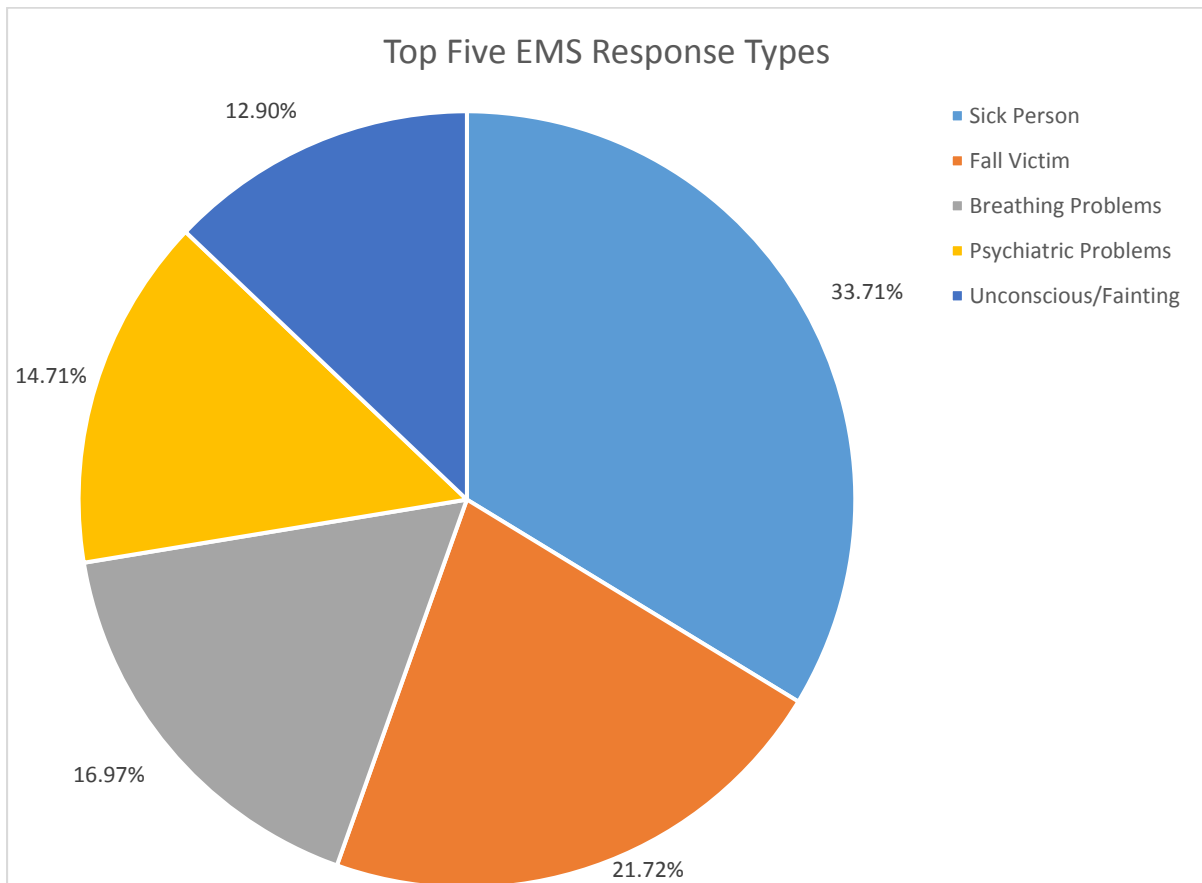
Bloomington Fire Dept.

Monthly EMS Response Report

January 2016

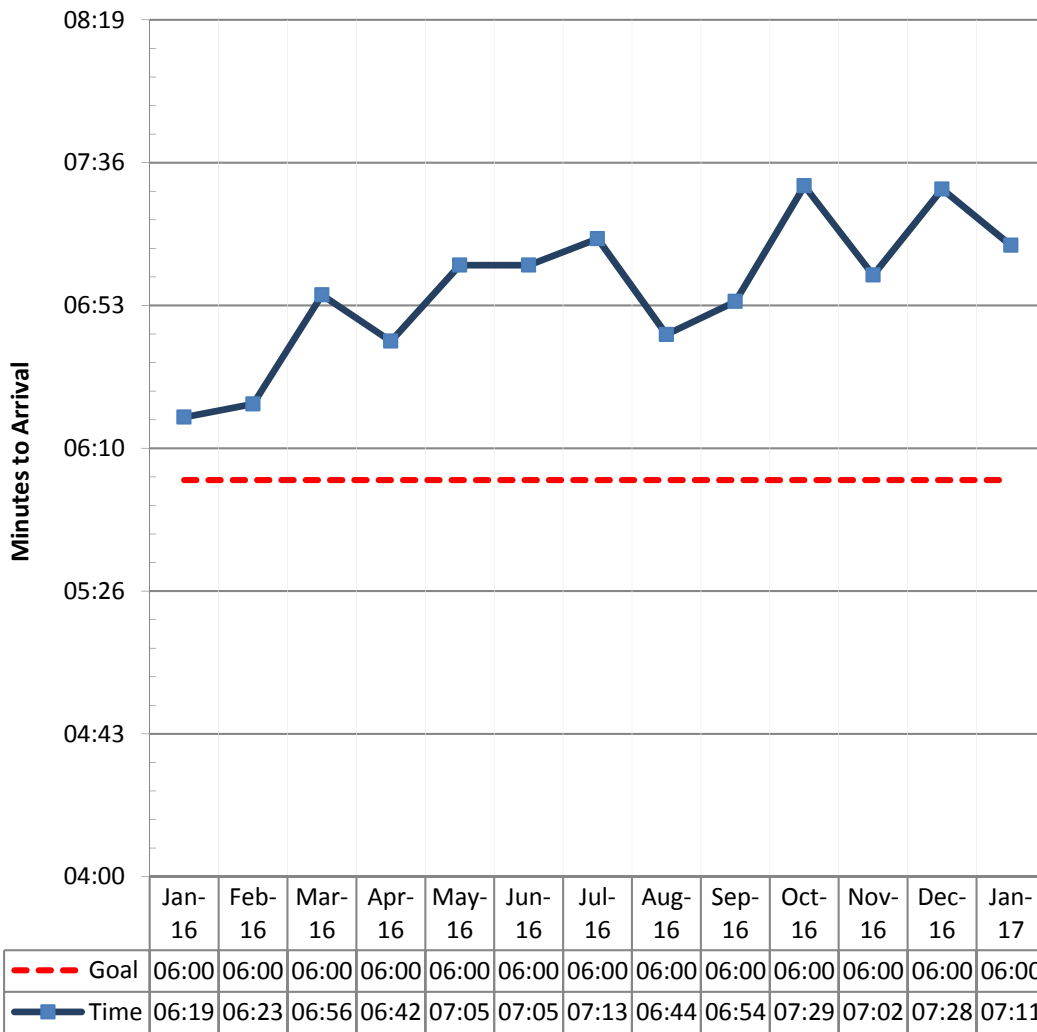


Total EMS Response: 781
Total Patients: 711
Total Transported: 621



Bloomington Fire Department Response Time Analysis Report Fire Calls

Call Creation to Arrival
Goal < 6 Minutes



Bloomington Fire Department Response Time Analysis Report EMS Calls

