

Charge Type Detail Report (Trip Date)

Period IS 201611 OR -201611; AND Company IS City of Bloomington

	<u>Count</u>	<u>Dollars</u>
City of Bloomington		
ALS Emergency		
BLFD ALS Emergency Base Rate	239.0	176,365.27
Totals For Type: ALS Emergency	239.0	\$ 176,365.27
ALS Emergency II		
BLFD ALS II Emergency Base Rat	8.0	6,621.68
Totals For Type: ALS Emergency II	8.0	\$ 6,621.68
BLS Emergency		
BLFD BLS Emergency Base Rate	387.0	237,977.91
Totals For Type: BLS Emergency	387.0	\$ 237,977.91
Mileage		
BLFD Mileage	1,755.4	25,909.70
Totals For Type: Mileage	1,755.4	\$ 25,909.70
Misc Fee		
Interest	6,570.0	65.70
Totals For Type: Misc Fee	6,570.0	\$ 65.70
Misc. Services		
BLFD ALS Intercept Fee	19.0	5,435.33
BLFD ALSII Intercept Fee	2.0	828.10
BLFD Standby Medic College Spo	1.0	220.00
Totals For Type: Misc. Services	22.0	\$ 6,483.43
Misc. Supplies		
BLFD Oxygen	30.0	537.30
Totals For Type: Misc. Supplies	30.0	\$ 537.30
Totals For Company: City of Bloomington	9011.4	\$453,960.99
Report Totals:	9,011.4	\$ 453,960.99

Charge Type Detail Report (Trip Date)

Period IS 201611 OR -201611; AND Company IS City of Bloomington

Count

Dollars

**Bloomington Comparison Report
November 2016**

	Current Month 11/2016	Previous Year 11/2015	Previous Month 10/2016
Charges			
BLS	387	209	279
ALS	239	193	183
ALS II	8	2	6
Charge Totals	\$453,960.99	\$288,751.33	\$342,739.92
Payments			
Payments	\$160,179.46	\$127,336.28	\$143,979.77
Bad Debt W/O	\$36,189.53	\$28,655.72	\$15,925.48
Cont/Misc W/O	\$223,209.49	\$137,190.41	\$191,071.48



City of Bloomington Fire Department

Monthly Fire Response Report

Alarm Dates Between **01-November-2016** And **30-November-2016**

Total Fire Responses	182
Total Structure Fires	5
Total Estimated Dollar Loss (Property & Contents)	\$68,600.00

Top 5 Fire Response Types

- **412: Gas leak (natural gas or LPG)**
- **745: Alarm system activation, no fire - unintentional**
- **554: Assist invalid**
- **554: Assist invalid**
- **554: Assist invalid**



City of Bloomington Fire Department

Monthly EMS Response Report

Alarm Dates Between **01-November-2016** And **30-November-2016**

Total EMS Responses 625

Total Patients 639

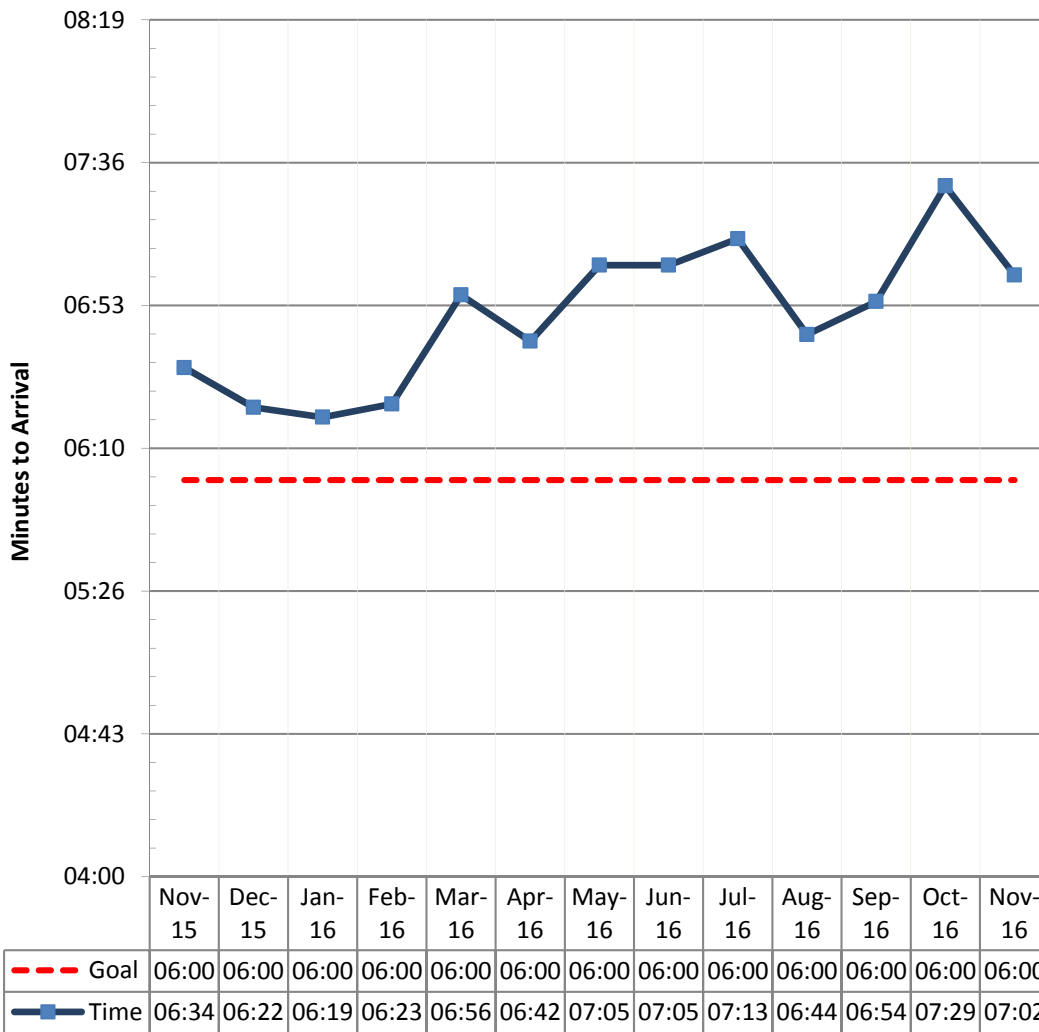
Total Transported 496

Top 3 EMS Response Type

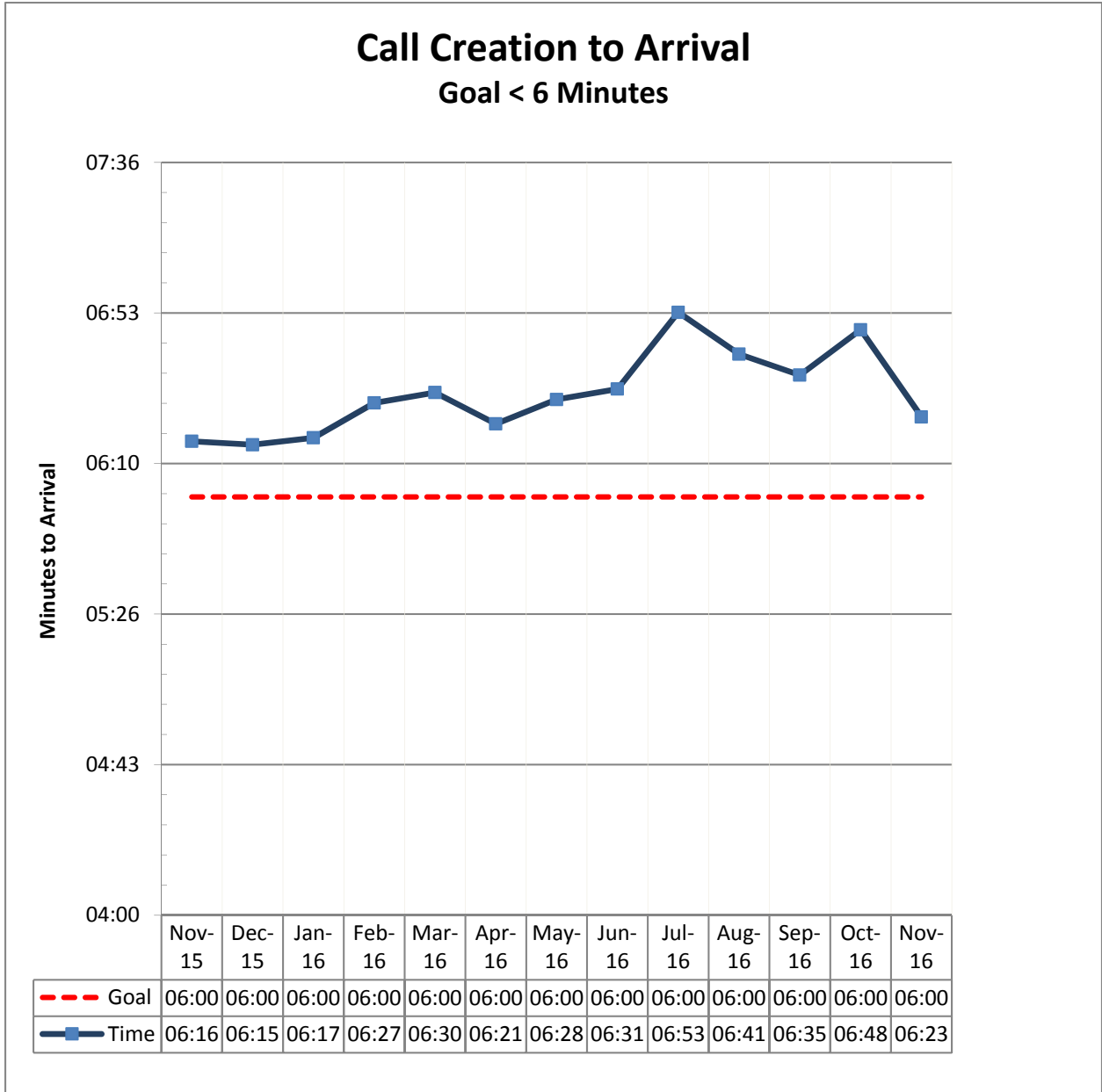
- Sick Person
- Fall Victim
- Psychiatric Problems

Bloomington Fire Department Response Time Analysis Report Fire Calls

Call Creation to Arrival
Goal < 6 Minutes

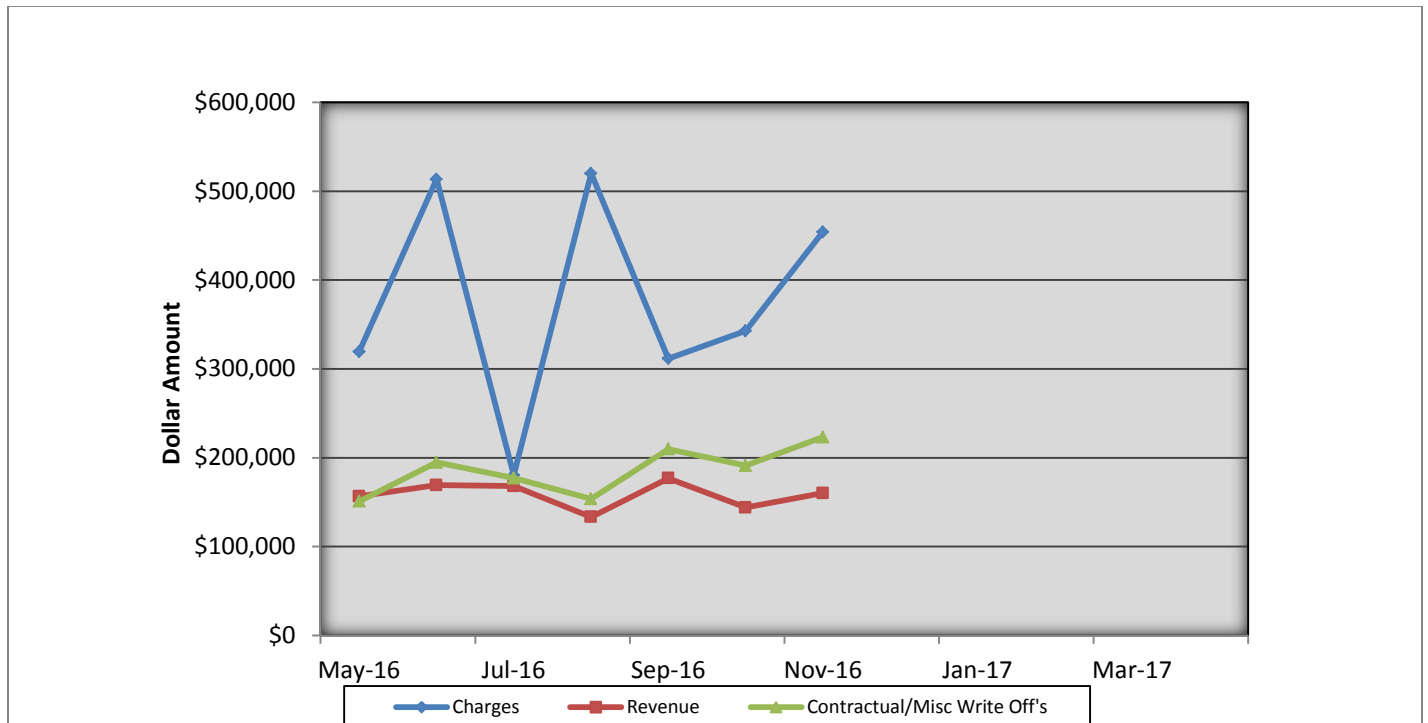


Bloomington Fire Department Response Time Analysis Report EMS Calls



Bloomington Fire Dept EMS Billing

Fiscal Year 2015/2016



- Charges represent billings for emergency transports, intercepts, and ambulance standby's.
- Revenue represents the amount of revenue collected for emergency transports, intercepts, and ambulance stand by's.
- Contractual/Miscellaneous Write Off's- are the combination of contractual allowances and miscellaneous write off's. Contractuals are the amounts above what federal and state mandated carriers allow for EMS services. Miscellaneous write off's include Financial Hardships, Bankruptcies, Small Balances, Workman's Compensation, and Incarcerated Patients.
- Bad Debt-Write off's on the accounts forwarded to a third party collection agency for further collection processing \$36,189.53

Totals Breakdown

Charge total-\$453,960.99

Revenue-\$160,179.46

Contractuals/Miscellaneous Write Offs \$223,209.49