

**Bloomington Comparison Report
August 2016**

| | Current Month 08/2016 | Previous Year 08/2015 | Previous Month 07/2016 |
|----------------------|----------------------------------|----------------------------------|-----------------------------------|
| Charges | | | |
| BLS | 444 | 312 | 171 |
| ALS | 272 | 183 | 74 |
| ALS II | 12 | 8 | 1 |
| Charge Totals | \$519,987.82 | \$347,717.90 | \$180,389.17 |
| Payments | | | |
| Payments | \$133,206.97 | \$153,682.90 | \$167,997.20 |
| Bad Debt W/O | \$19,517.27 | \$49,861.70 | \$32,330.01 |
| Cont/Misc W/O | \$153,728.86 | \$161,241.72 | \$176,971.32 |

Charge Type Detail Report (Trip Date)

Period IS 201608 OR -201608; AND Company IS City of Bloomington

| | <u>Count</u> | <u>Dollars</u> |
|--|----------------|----------------------|
| City of Bloomington | | |
| ALS Emergency | | |
| BLFD ALS Emergency Base Rate | 272.0 | 200,716.96 |
| Totals For Type: ALS Emergency | 272.0 | \$ 200,716.96 |
| ALS Emergency II | | |
| BLFD ALS II Emergency Base Rat | 12.0 | 9,932.52 |
| Totals For Type: ALS Emergency II | 12.0 | \$ 9,932.52 |
| BLS Emergency | | |
| BLFD BLS Emergency Base Rate | 444.0 | 273,028.92 |
| Totals For Type: BLS Emergency | 444.0 | \$ 273,028.92 |
| Mileage | | |
| BLFD Mileage | 2,000.9 | 29,533.74 |
| Totals For Type: Mileage | 2,000.9 | \$ 29,533.74 |
| Misc Fee | | |
| Credit balance applied | 30.0 | 0.30 |
| Interest | 170.0 | 1.70 |
| Totals For Type: Misc Fee | 200.0 | \$ 2.00 |
| Misc. Services | | |
| BLFD ALS Intercept Fee | 15.0 | 4,291.05 |
| BLFD ALSII Intercept Fee | 1.0 | 414.05 |
| BLFD Returned check fee | 1.0 | 25.00 |
| Totals For Type: Misc. Services | 17.0 | \$ 4,730.10 |
| Misc. Supplies | | |
| BLFD Oxygen | 42.0 | 752.22 |
| Totals For Type: Misc. Supplies | 42.0 | \$ 752.22 |
| Treatment No Transport | | |
| BLFD Treatment no transport | 7.0 | 1,291.36 |

Charge Type Detail Report (Trip Date)

Period IS 201608 OR -201608; AND Company IS City of Bloomington

| | <u>Count</u> | <u>Dollars</u> |
|---|----------------|----------------------|
| City of Bloomington (cont.) | | |
| Totals For Type: Treatment No Transport | 7.0 | \$ 1,291.36 |
| Totals For Company: City of Bloomington | 2994.9 | \$519,987.82 |
| Report Totals: | 2,994.9 | \$ 519,987.82 |

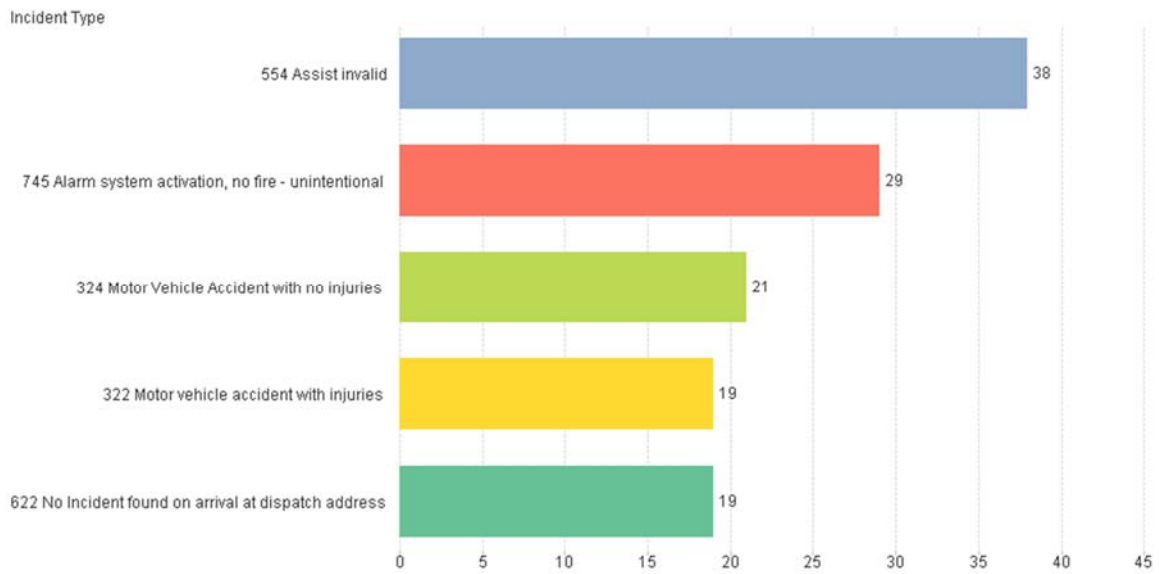


Bloomington Fire Dept. Monthly Fire Response Report August 2016



Total Fire Responses..... 300
Total Structure Fires.....12
Total Estimated Dollar Loss (Property and Contents.....\$79,850.00

Top 5 Fire Response Types



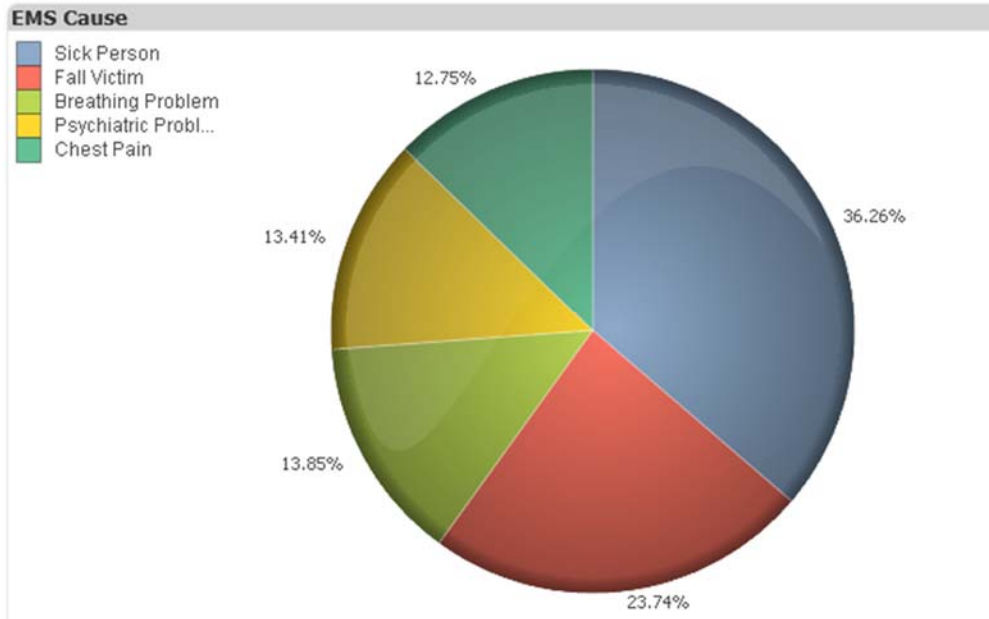


Bloomington Fire Dept. Monthly EMS Response Report August 2016



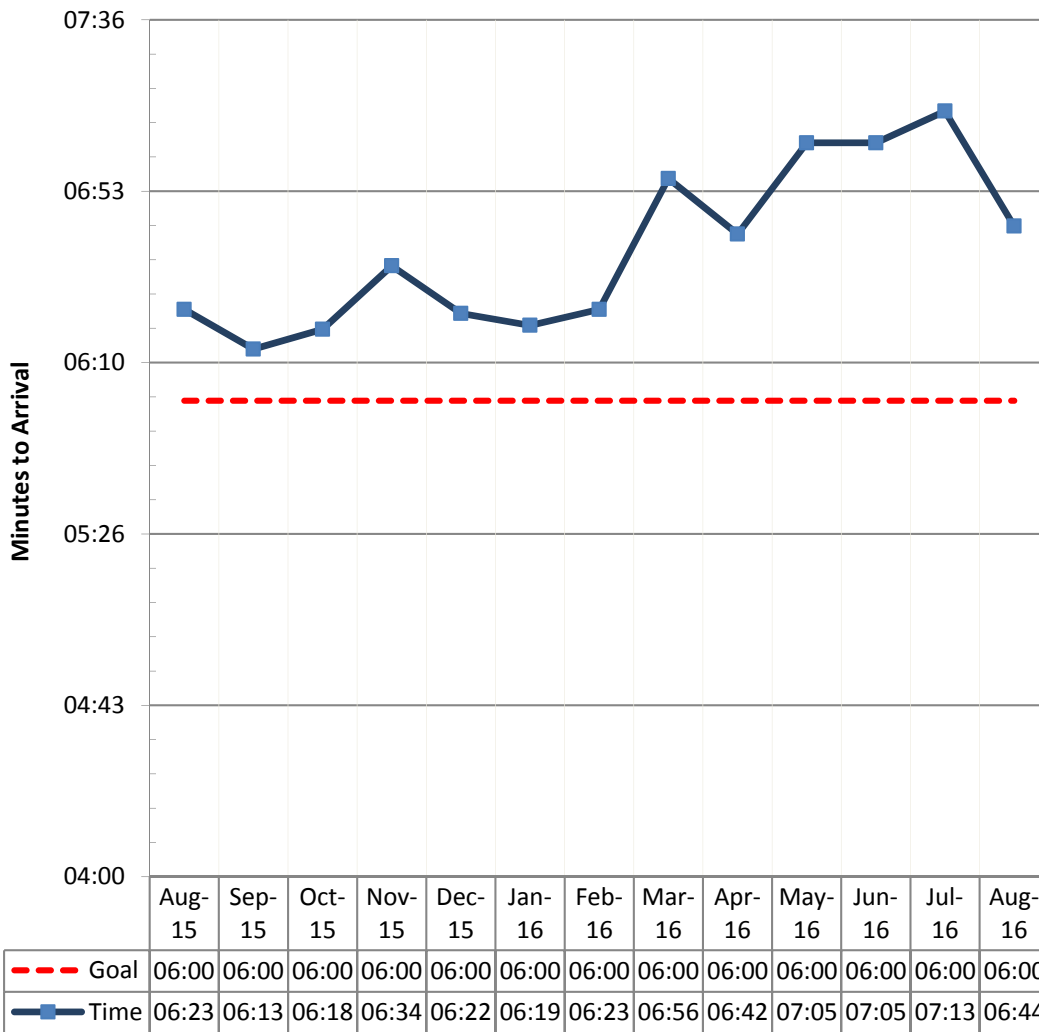
Total EMS Responses..... 823
Total Patients.....698
Total Transported.....629

Top 5 EMS Response Types



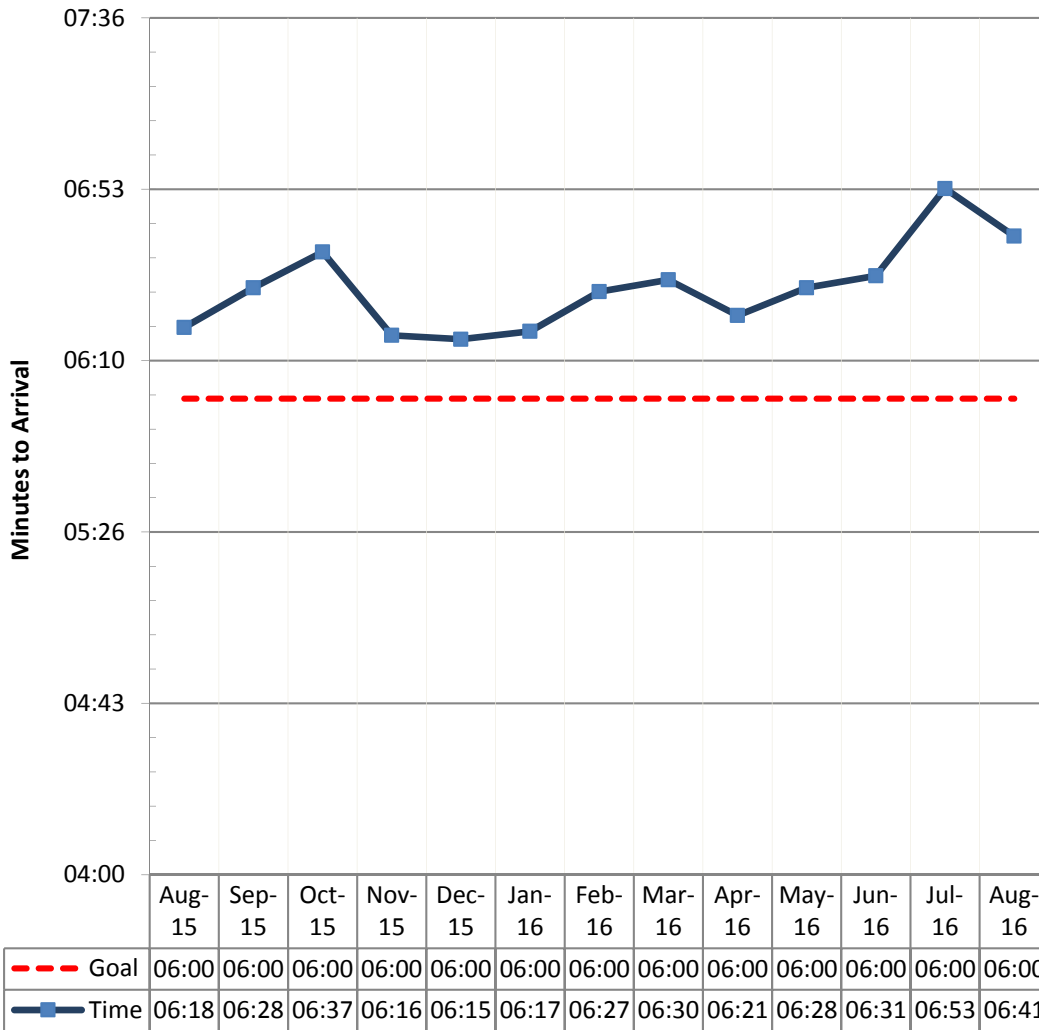
Bloomington Fire Department Response Time Analysis Report Fire Calls

Call Creation to Arrival
Goal < 6 Minutes



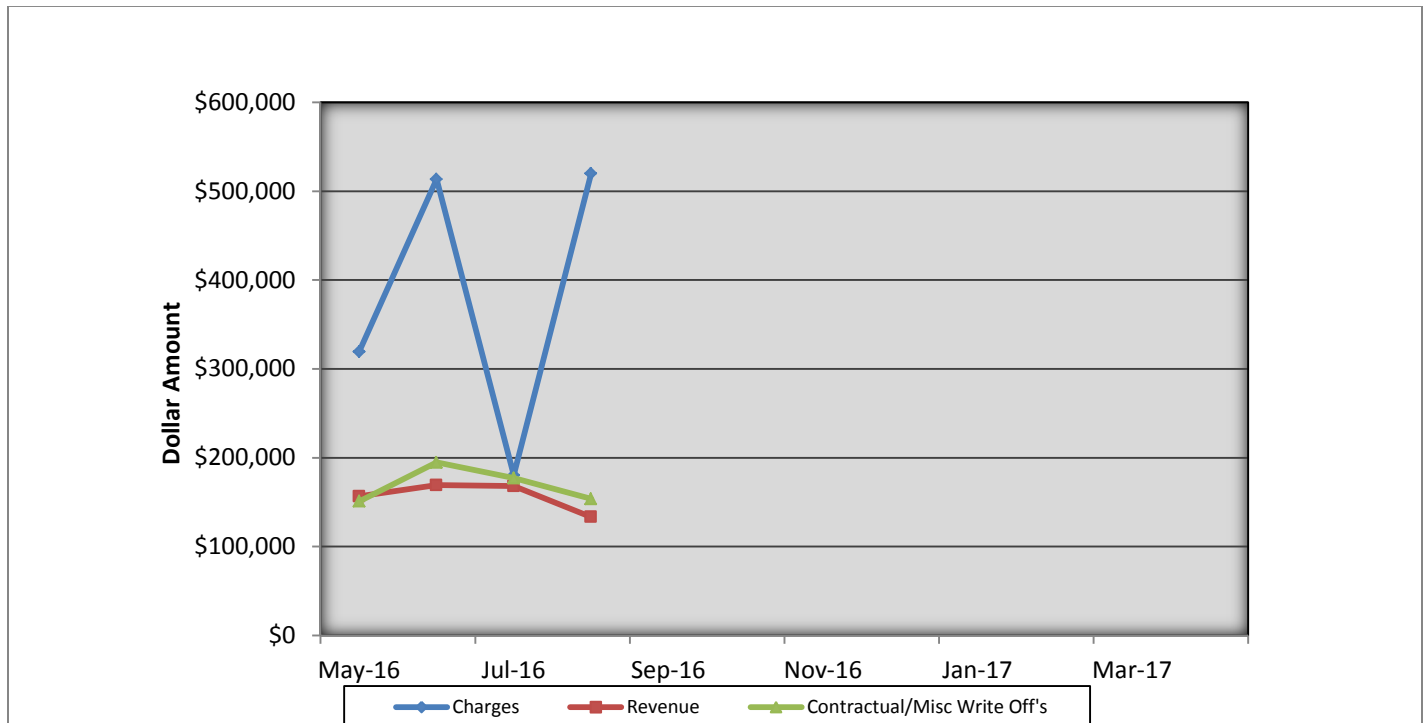
Bloomington Fire Department Response Time Analysis Report EMS Calls

Call Creation to Arrival
Goal < 6 Minutes



Bloomington Fire Dept EMS Billing

Fiscal Year 2015/2016



- Charges represent billings for emergency transports, intercepts, and ambulance standby's.
- Revenue represents the amount of revenue collected for emergency transports, intercepts, and ambulance stand by's.
- Contractual/Miscellaneous Write Off's- are the combination of contractual allowances and miscellaneous write off's. Contractuals are the amounts above what federal and state mandated carriers allow for EMS services. Miscellaneous write off's include Financial Hardships, Bankruptcies, Small Balances, Workman's Compensation, and Incarcerated Patients.
- Bad Debt-Write off's on the accounts forwarded to a third party collection agency for further collection processing \$19,517.27

Totals Breakdown

Charge total-\$519,987.82

Revenue-\$133,206.97

Contractuals/Miscellaneous Write Offs \$153,728.86